



Search for team:

Search athlete last name:

OR

Tournament Date:

June 20, 2016 - Class 7A

Report:

Leaderboard - Overall

FINAL RESULTS

LEADERBOARD - OVERALL

Standings below indicate current ranking until "FINAL RESULTS" are posted.

High Gun - Novice - Male

Athlete Last Name	Athlete First Name	Team Name	Total Score	Rank	Reverse Run*
Heimermann	Noah	Austin High School	63	1	
Wendroth	Hunter	St. Peter High School	60	2	13
Fairbanks	Lucas	Hutchinson High School	60	3	0

High Gun - Novice - Female

Athlete Last Name	Athlete First Name	Team Name	Total Score	Rank	Reverse Run*
Moats	Madyson	Wadena-Deer Creek High School	59	1	
Drevecky	Morgan	Pine City High School	57	2	
Powers	Julia	St. Peter High School	54	3	

High Gun - Jr. Varsity - Male

Athlete Last Name	Athlete First Name	Team Name	Total Score	Rank	Reverse Run*
Garrick	Scotland	Simley High School of Inver Grove Heights	90	1	
Hessing	Michael	Delano High School	89	2	15
McGaughey	Ethan	East Grand Forks High School	89	3	11

High Gun - Jr. Varsity - Female

Athlete Last Name	Athlete First Name	Team Name	Total Score	Rank	Reverse Run*
Snyder	Jezebel	Wadena-Deer Creek High School	86	1	
Ungurian	Danielle	Simley High School of Inver Grove Heights	83	2	
Weckman	Katie	Norwood-Young America High School	81	3	

High Gun - Varsity - Male

Athlete Last Name	Athlete First Name	Team Name	Total Score	Rank	Reverse Run*
Lysne	Nathan	Delano High School	99	1	
Groen	Jesse	Blaine High School	97	2	59
Bunning	Max	Wayzata High School	97	3	32

High Gun - Varsity - Female

Athlete Last Name	Athlete First Name	Team Name	Total Score	Rank	Reverse Run*
Lysne	Kayla	Delano High School	95	1	
Astle	Emily	Wadena-Deer Creek High School	94	2	
Schultz	Erin	Delano High School	93	3	15

High Gun - OVERALL

Athlete Last Name	Athlete First Name	Team Name	Total Score	Rank	Reverse Run*
Lysne	Nathan	Delano High School	99	1	
Groen	Jesse	Blaine High School	97	2	59
Bunning	Max	Wayzata High School	97	3	32

TEAM TOTAL WINNERS

Team Totals - Novice

Team Name	Team Total	Rank	High Gun
Wadena-Deer Creek High School	256	1	
St. Peter High School	253	2	60
Park High School	253	3	55

Team Totals - Jr. Varsity

Team Name	Team Total	Rank	High Gun
NRHEG High School	425	1	

East Grand Forks High School	418	2	
Park High School	417	3	

Team Totals - Varsity

Team Name	Team Total	Rank	High Gun
St. Michael-Albertville High School	477	1	
NRHEG High School	468	2	
Wayzata High School	467	3	

Team Totals - Overall

Team Name	Team Total	Rank	High Gun
St. Michael-Albertville High School	477	1	
NRHEG High School	468	2	
Wayzata High School	467	3	

■ Indicates teams qualifying for the State Tournament.

Thank You to our Sponsors



Minnesota Youth
Shooting Foundation





Search for team:

Search athlete last name:

OR

Tournament Date:

Report:











June 20, 2016 - Class 7A












Tournament Scoring Summary

FINAL RESULTS

Tournament Scoring Summary

Team: Andover High School

Athlete	Class	Gender	Rank*	Session 1 Score				Session 2 Score				Total	
				Rnd 1	Rnd 2	Sub-Total	Rev Run	Rnd 1	Rnd 2	Sub-Total	Rev Run	Total Score	Rev Run**
 Nathan Bailey	JV	M	T47	19	19	38	0	22	19	41	1	79	1
 Colby Bottineau	JV	M	T37	20	16	36	9	22	23	45	5	81	5
 Aaron Foster	JV	M	T224	16	14	30	2	15	12	27	0	57	0
 Christian Frame	JV	M	T224	19	18	37	2	8	12	20	1	57	1
 Alex Guy	JV	M	T145	14	18	32	0	17	20	37	1	69	1
 Nathan Haspel	JV	M	T66	18	21	39	5	18	20	38	0	77	0
 Austin Jelinek-Hill	V	M	T265	14	21	35	1	19	16	35	5	70	5
 Rachel Jenson	V	F	T31	19	17	36	3	18	20	38	1	74	1
 Dj Koltes	N	M	T26	14	17	31	1	18	0	18	0	49	0
 Alex Martell	V	M	T76	22	22	44	6	22	20	42	0	86	0
Kyle McMullen	N	M	T11	17	17	34	1	20	0	20	1	54	1

														
 Anna Popsun	N	F	T20	12	15	27	1	15	0	15	1	42	1	
 Nate Rasmussen	JV	M	T220	15	14	29	1	15	14	29	1	58	1	
 Michael Roth	JV	M	T52	20	17	37	1	22	19	41	2	78	2	
 Alex Seidl	N	M	T30	17	15	32	2	15	0	15	1	47	1	
 Lucas Tiede	JV	M	T192	11	19	30	6	15	18	33	2	63	2	
 Zach Watkins	JV	M	T236	16	14	30	2	8	14	22	9	52	9	
 Kyle Wicks	V	M	T44	21	22	43	10	23	22	45	5	88	5	
 Gabrielle Winterlin	V	F	T26	17	15	32	0	22	22	44	6	76	6	
 Marissa Winterlin	N	F	T25	18	13	31	1	9	0	9	2	40	2	
 Joseph Zuleger	JV	M	247	10	12	22	1	16	9	25	0	47	0	
Target Count				21	21	42		21	16	37		79		

Team Totals

	Team Total	Team Rank	Team High Gun Male	Team High Gun Female
Novice	232	10	Kyle McMullen (54)	Anna Popsun (42)
Jr. Varsity	384	17	Colby Bottineau (81)	N/A
Varsity	394	19	Kyle Wicks (88)	Gabrielle Winterlin (76)
Team Qualification	412	19		

* Indicates athlete's ranking among his/her Classification and Gender

** Indicates longest run of hits in reverse order. Used as a tie-breaker if necessary. Not all reverse runs are recorded.

DNQ indicates that the team did not qualify for the specified classification. A minimum of 5 athletes is required to compete in team competitions.

Team: Austin High School

Athlete	Class	Gender	Rank*	Session 1 Score				Session 2 Score				Total	
				Rnd 1	Rnd 2	Sub-Total	Rev Run	Rnd 1	Rnd 2	Sub-Total	Rev Run	Total Score	Rev Run**
Kaeden Ankeny	JV	M	T12	19	22	41	2	23	21	44	3	85	3

USA Clay Target League Scoring System

Isaac Barrera	N	M	T82	11	13	24	1	13	0	13	0	37	0
Cole Carter	V	M	T91	19	20	39	2	24	22	46	11	85	11
Summer Davis	N	F	T8	12	17	29	3	18	0	18	3	47	3
Kelsie Deters	JV	F	T36	17	19	36	1	15	15	30	1	66	1
Joshua Dyke	V	M	T201	19	21	40	6	20	17	37	1	77	1
Jarod Feifarek	V	M	T291	15	14	29	1	19	13	32	1	61	1
Seth Gerber	V	M	T76	18	22	40	2	24	22	46	8	86	8
Alexander Hamlin	N	M	T103	11	11	22	0	9	0	9	1	31	1
Lucas Haugland	JV	M	T224	13	14	27	1	15	15	30	0	57	0
Noah Heimermann	N	M	1	21	21	42	1	21	0	21	0	63	0
Drew Hinds	JV	M										0	
Lauren Holets	V	F	T26	19	16	35	1	21	20	41	0	76	0
Jackson Hollund	V	M	T10	22	24	46	14	25	23	48	3	94	3
Zane Klinger	N	M										0	
Emilee Lau	JV	F	T9	17	19	36	1	19	22	41	15	77	15
Kaylee Maxfield	V	F	T26	19	19	38	2	16	22	38	4	76	4
Issac Meyer	JV	M										0	
Lane Meyer	JV	M	T231	18	16	34	2	11	10	21	2	55	2
Ventura Navarro	V	M	295	13	18	31	0	11	14	25	5	56	5
Zach Newman	JV	M	T20	20	22	42	7	20	21	41	4	83	4
Benjamin Olson	JV	M	T170	17	17	34	5	14	18	32	12	66	12
Johnathan Olson	JV	M	T130	14	16	30	2	18	23	41	8	71	8
Nicholas Payne	JV	M										0	

USA Clay Target League Scoring System

Logan Retterath	JV	M	T185	17	16	33	0	17	14	31	2	64	2
Karter Schaub	V	M	T147	21	18	39	1	19	23	42	12	81	12
Morgan Schubert	V	F	T12	17	20	37	2	22	24	46	20	83	20
Grey Severson	V	M	T172	20	16	36	0	22	21	43	6	79	6
Grady Shupe	V	M	T201	18	20	38	1	17	22	39	12	77	12
Chase Streiff	JV	M	T157	16	21	37	2	14	16	30	1	67	1
Kassidy Tabor	JV	F	52	11	16	27	0	16	12	28	2	55	2
Luke Vanhooser	V	M	T255	11	18	29	8	20	22	42	9	71	9
Adam Vlasaty	JV	M	T43	19	20	39	3	23	18	41	2	80	2
Corey Waller	V	M	T135	20	22	42	15	18	22	40	2	82	2
Katie Waller	JV	F	T49	11	16	27	2	17	14	31	1	58	1
Nathan White	V	M	T161	21	20	41	2	22	17	39	2	80	2
Summer White	N	F	T30	12	14	26	4	11	0	11	0	37	0
Codie Wolfe	V	M	T147	24	15	39	0	21	21	42	12	81	12
Lucas Wolfe	V	M	T209	19	14	33	1	21	22	43	4	76	4
Target Count				35	35	70		35	30	65		135	

Team Totals

	Team Total	Team Rank	Team High Gun Male	Team High Gun Female
Novice	215	16	Noah Heimermann (63)	Summer Davis (47)
Jr. Varsity	396	10	Kaeden Ankeny (85)	Emilee Lau (77)
Varsity	430	10	Jackson Hollund (94)	Morgan Schubert (83)
Team Qualification	433	10		

* Indicates athlete's ranking among his/her Classification and Gender

** Indicates longest run of hits in reverse order. Used as a tie-breaker if necessary. Not all reverse runs are recorded.

DNQ indicates that the team did not qualify for the specified classification. A minimum of 5 athletes is required to compete in team competitions.

Team: Blaine High School

Athlete	Class	Gender	Rank*	Session 1 Score				Session 2 Score				Total	
				Rnd 1	Rnd 2	Sub-Total	Rev Run	Rnd 1	Rnd 2	Sub-Total	Rev Run	Total Score	Rev Run**
Jordan Anderson	V	F	35	15	16	31	0	16	18	34		65	
Nick Anderson	JV	M	T12	23	22	45	2	21	19	40	1	85	1
Samuel Ball	JV	M	T52	16	22	38	7	23	17	40	5	78	5
Breck Bartholomew	V	F	7	21	23	44	17	21	24	45	0	89	0
Jeffrey Bauers	JV	M	T52	19	20	39	5	22	17	39	3	78	3
Carter Blondel	JV	M	T154	16	15	31	0	19	18	37	0	68	0
Madi Brenk	JV	F	T4	21	20	41	13	17	22	39	3	80	3
Casey Fortman	V	M	T147	21	21	42	1	20	19	39	1	81	1
Jesse Groen	V	M	2	23	24	47	9	25	25	50	50	97	59
Claire Hallaway	JV	F	T24	16	17	33	0	20	18	38	7	71	7
Andrew Heaton	V	M	T227	20	17	37	1	17	20	37	1	74	1
Tyler Janecek	V	M										0	
Joel Johnson	V	M	T91	17	23	40	10	20	25	45	33	85	33
Sean Kanten	V	M	T239	17	15	32	0	21	20	41	10	73	10
Jacob Klucas	V	M	T239	18	17	35	1	20	18	38	6	73	6
Ailee Leppi	JV	F	T21	16	17	33	0	22	18	40	3	73	3
Austin Lester	JV	M	T28	18	23	41	2	19	22	41	2	82	2
Carsen Lohse-Johnson	V	M	T220	19	19	38	1	20	17	37	0	75	0
Collin Manning	V	M	T135	20	18	38	0	22	22	44	10	82	10
Jess Mauer	JV	F	T14	15	22	37	6	17	21	38	0	75	0

USA Clay Target League Scoring System

Evan McNair	JV	M										0	
Carson Meyer	V	M										0	
Danny Mohler	V	M	T255	15	16	31	2	22	18	40	3	71	3
Chrystal Moon	V	F	11	18	22	40	7	22	22	44	6	84	6
Caitlynn Oman	JV	F	T27	18	19	37	2	18	14	32	0	69	0
Lindsey Otten	V	F	T31	19	17	36	3	16	22	38	0	74	0
Nathan Plante	V	M	T76	21	22	43	10	24	19	43	0	86	0
Ryan Riedel	JV	M	252	10	13	23	5	10	7	17	0	40	0
Jack Rude	V	M	T227	18	19	37	4	20	17	37	2	74	2
Connor Schmidt	V	M	T239	17	17	34	7	19	20	39	3	73	3
Keaton Schoenrock	V	M	T239	19	17	36	5	21	16	37	0	73	0
Mason Starling	JV	M	T200	18	18	36	4	8	18	26	13	62	13
James Suhon	V	M	T250	18	15	33	1	17	22	39	5	72	5
Kayla Tyra	JV	F	53	13	14	27	0	15	12	27	0	54	0
Brianna Vanderheyden	JV	F	T36	19	14	33	0	17	16	33	1	66	1
Blake Vanguilder	JV	M	T220	13	13	26	0	17	15	32	2	58	2
Target Count				33	33	66		33	33	66		132	

Team Totals


	Team Total	Team Rank	Team High Gun Male	Team High Gun Female
Novice	DNQ	DNQ	N/A	N/A
Jr. Varsity	403	9	Nick Anderson (85)	Madi Brenk (80)
Varsity	441	7	Jesse Groen (97)	Breck Bartholomew (89)
Team Qualification	442	7		


* Indicates athlete's ranking among his/her Classification and Gender










** Indicates longest run of hits in reverse order. Used as a tie-breaker if necessary. Not all reverse runs are recorded.

DNQ indicates that the team did not qualify for the specified classification. A minimum of 5 athletes is required to compete in team competitions.

Team: Delano High School

Athlete	Class	Gender	Rank*	Session 1 Score				Session 2 Score				Total	
				Rnd 1	Rnd 2	Sub-Total	Rev Run	Rnd 1	Rnd 2	Sub-Total	Rev Run	Total Score	Rev Run**
 Bradyn Addicks	N	M	T82	11	13	24	1	13	0	13	0	37	0
 Nick Anastasia	V	M	T61	19	22	41	0	24	22	46	4	87	4
 Paige Barfknecht	JV	F	47	15	19	34	3	11	15	26	0	60	0
 Rachel Bartos	JV	F	60	12	6	18	1	6	8	14	8	32	8
 Benjamin Bersie	V	M	T271	19	12	31	2	20	17	37	4	68	4
 Joshua Bersie	JV	M	T213	17	14	31	1	10	19	29	2	60	2
 Madeline Bersie	V	F	T26	16	17	33	1	22	21	43	1	76	1
 Logan Bistodeau	V	M	T187	17	19	36	4	20	22	42	7	78	7
 Nicholas Black	JV	M	T119	16	19	35	0	20	17	37	8	72	8
 Jacob Cassell	V	M	T283	13	14	27	0	23	15	38	0	65	0
 Dorothea Clark	JV	F										0	
 Devin Crawford	V	M	T147	20	23	43	15	19	19	38	0	81	0
 Nicholas Egly	N	M	T50	15	14	29	0	14	0	14	2	43	2
 Levi Farniok	JV	M	T178	11	16	27	2	19	19	38	1	65	1
 Jordan Fremling	JV	F	T31	16	17	33	0	16	19	35	6	68	6
 Max Fremling	N	M	T57	13	12	25	0	17	0	17	7	42	7
 Kaden Georges	N	M	T74	16	13	29	0	10	0	10	0	39	0
 Tanner Glasrud	V	M	T76	22	19	41	0	22	23	45	3	86	3
 Reed Graunke	V	M	T76	20	21	41	2	24	21	45	6	86	6

 Ben Hanson	V	M	286	14	13	27	1	18	19	37	3	64	3
 Tyler Hanson	V	M	T161	21	17	38	0	21	21	42	7	80	7
 Michael Hessing	JV	M	2	23	21	44	9	22	23	45	15	89	15
 Jaylyn Hickman	V	F	T14	18	24	42	18	18	22	40	2	82	2
 Maxim Hofstede	V	M	T101	23	21	44	6	23	17	40	0	84	0
 Cooper Jaszczak	N	M	T114	11	7	18	0	7	0	7	0	25	0
 Adam Johnson	N	M	T38	16	12	28	1	17	0	17	2	45	2
 Alaina Johnson	JV	F	T6	20	18	38	2	22	19	41	1	79	1
 Drew Jurek	V	M	T161	20	18	38	1	18	24	42	14	80	14
 Austin Kanduth	V	M	T123	20	23	43	9	20	20	40	5	83	5
 Kayla Lysne	V	F	1	23	24	47	17	23	25	48	46	95	46
 Nathan Lysne	V	M	1	25	24	49	3	25	25	50	50	99	53
 Colton Maass	N	M	T82	14	13	27	1	10	0	10	0	37	0
 Konur Mannor	N	M	T57	11	13	24	1	18	0	18	0	42	0
 Jessica Marcus	JV	F	T44	18	11	29	0	14	18	32	4	61	4
 Chase McClay	JV	M	T119	18	22	40	8	17	15	32	2	72	2
 Wyatt McClay	V	M	T76	21	22	43	0	20	23	43	5	86	5
 Carter Mittelstaedt	V	M	T250	21	19	40	5	14	18	32	4	72	4
 Parker Mittelstaedt	V	M	T187	20	21	41	1	18	19	37	1	78	1
 Danny Moonen	V	M	T276	19	16	35	3	16	16	32	4	67	4
 Trevor Schaust	JV	M	T95	18	18	36	0	18	20	38	6	74	6
 Reed Schmidt	V	M	T187	21	19	40	0	18	20	38	8	78	8
 Erin Schultz	V	F	3	21	23	44	12	25	24	49	15	93	15

 Gunnar Selstad	V	M	T209	17	18	35	4	20	21	41	0	76	0
 Matthew Staffanson	JV	M	T208	18	13	31	1	14	16	30	2	61	2
 Matt Thomas	V	M	T101	20	17	37	0	24	23	47	17	84	17
 Leyton Udstrand	N	M	T94	13	8	21	0	13	0	13	0	34	0
 Will Udstrand	V	M	T44	21	20	41	12	23	24	47	17	88	17
 Blake Unrein	V	M	T172	17	19	36	3	22	21	43	5	79	5
 Carson Vansytzama	V	M	T37	22	22	44	4	25	20	45	4	89	4
 Katie Wegman	N	F	T5	18	18	36	2	14	0	14	2	50	2
 Derek Willems	JV	M	T228	13	14	27	2	15	14	29	2	56	2
Target Count				50	50	100		50	40	90		190	

Team Totals




	Team Total	Team Rank	Team High Gun Male	Team High Gun Female
Novice	222	14	Adam Johnson (45)	Katie Wegman (50)
Jr. Varsity	386	16	Michael Hessing (89)	Alaina Johnson (79)
Varsity	464	4	Nathan Lysne (99)	Kayla Lysne (95)
Team Qualification	465	4		

* Indicates athlete's ranking among his/her Classification and Gender


















** Indicates longest run of hits in reverse order. Used as a tie-breaker if necessary. Not all reverse runs are recorded.

DNQ indicates that the team did not qualify for the specified classification. A minimum of 5 athletes is required to compete in team competitions.

Team: Eagan High School

Athlete	Class	Gender	Rank*	Session 1 Score				Session 2 Score				Total	
				Rnd 1	Rnd 2	Sub-Total	Rev Run	Rnd 1	Rnd 2	Sub-Total	Rev Run	Total Score	Rev Run**
 Isabel Davidson	N	F	T25	17	9	26	1	14	0	14	1	40	1
 Ava Jensen	N	F	T13	14	17	31	1	14	0	14	2	45	2
 Sophie Jensen	JV	F	T27	18	15	33	2	17	19	36	3	69	3

USA Clay Target League Scoring System

 Kurt Johnson	V	M	T76	21	20	41	0	24	21	45	4	86	4
 Natalie Larsen	V	F	20	18	19	37	0	20	22	42	7	79	7
 Andrew Laska	N	M	T6	17	18	35	7	21	0	21	5	56	5
 Samuel Libaire	JV	M	T87	15	20	35	5	20	20	40	1	75	1
 Brian Linder	V	M	T44	23	23	46	16	20	22	42	1	88	1
 Keagan Lounsbury	N	M										0	
 Luke Lovegreen	V	M	T227	17	21	38	6	18	18	36	2	74	2
 Sam Ponte	V	M	T76	24	21	45	0	20	21	41	10	86	10
 Alea Rarick	JV	F	T58	10	12	22	1	10	11	21	1	43	1
 Ryan Schouveller	V	M	T278	15	16	31	0	20	15	35	1	66	1
 Antonio Stepan	V	M	T227	20	14	34	0	19	21	40	7	74	7
 Caiden Swanke	V	M	T239	18	17	35	0	21	17	38	0	73	0
 Callista Taylor	N	F	T8	17	16	33	4	14	0	14	0	47	0
 Matt Tschida	V	M	T269	16	21	37	6	12	20	32	4	69	4
 Kelton Vavrosky	V	M	T135	24	19	43	0	18	21	39	12	82	12
 Charlie Worner	V	M	T265	17	17	34	3	18	18	36	5	70	5
 Christian Worner	V	M	T161	22	19	41	2	18	21	39	14	80	14
Target Count				19	19	38		19	15	34		72	

Team Totals



















	Team Total	Team Rank	Team High Gun Male	Team High Gun Female
Novice	DNQ	DNQ	Andrew Laska (56)	Callista Taylor (47)
Jr. Varsity	DNQ	DNQ	Samuel Libaire (75)	Sophie Jensen (69)
Varsity	422	15	Brian Linder (88)	Natalie Larsen (79)
Team Qualification	422	16		

* Indicates athlete's ranking among his/her Classification and Gender
























** Indicates longest run of hits in reverse order. Used as a tie-breaker if necessary. Not all reverse runs are recorded.

DNQ indicates that the team did not qualify for the specified classification. A minimum of 5 athletes is required to compete in team competitions.

Team: East Grand Forks High School

Athlete	Class	Gender	Rank*	Session 1 Score				Session 2 Score				Total	
				Rnd 1	Rnd 2	Sub-Total	Rev Run	Rnd 1	Rnd 2	Sub-Total	Rev Run	Total Score	Rev Run**
 Matthew Aamodt	JV	M	T87	16	15	31	0	22	22	44	0	75	0
 Tyler Aamodt	V	M	T147	20	17	37	5	23	21	44	0	81	0
 Jacob Anderson	JV	M	T119	16	15	31	2	20	21	41	4	72	4
 Justin Anderson	N	M	T101	9	12	21	0	11	0	11	0	32	0
 Grace Beck	JV	F	56	13	7	20	0	15	15	30	6	50	6
 Easton Brown	JV	M	T37	19	22	41	10	20	20	40	0	81	0
 Tucker Brown	V	M	T37	22	24	46	19	22	21	43	9	89	9
 Dominic Bushaw	JV	M	T178	11	15	26	2	19	20	39	2	65	2
 James Egeland	V	M	T278	11	19	30	3	19	17	36	0	66	0
 Rylan Egeland	N	M	112	12	6	18	1	9	0	9	0	27	0
 Nathaniel Emery	V	M	T227	20	15	35	0	19	20	39	5	74	5
 Evan Estad	V	M	T29	22	22	44	8	25	21	46	0	90	0
 Tate Fridgen	JV	M	T9	20	23	43	7	20	23	43	8	86	8
 Trey Fridgen	V	M	T201	21	17	38	2	20	19	39	2	77	2
 Jackson Galstad	V	M	T37	22	21	43	1	24	22	46	1	89	1
 Nick Jundt	V	M	T61	23	21	44	1	23	20	43	8	87	8
 Hayden Knutson	N	M	T11	18	17	35	0	19	0	19	1	54	1
 Ajay Kofstad	N	M	T98	11	8	19	2	14	0	14	2	33	2

USA Clay Target League Scoring System

 Joelle Kotowicz	JV	F	13	21	22	43	1	17	16	33	0	76	0
 Jonathan Krueger	N	M	T21	20	17	37	0	13	0	13	4	50	4
 Bryce Kuznia	V	M	T76	20	21	41	1	23	22	45	1	86	1
 Nate McDonald	N	M	T21	18	13	31	0	19	0	19	3	50	3
 Ethan McGaughey	JV	M	3	20	22	42	11	23	24	47	11	89	11
 Jaelyn Nelson	JV	F	57	9	16	25	0	15	8	23	0	48	0
 Cole Nowacki	JV	M	T95	20	19	39	6	16	19	35	0	74	0
 Christian Olson	N	M	T50	16	14	30	0	13	0	13	0	43	0
 Austin Overgaard	V	M	T76	19	21	40	12	22	24	46	8	86	8
 Kayden Riopelle	V	M	T209	20	17	37	0	22	17	39	0	76	0
 Anthony Rose	V	M	T123	20	22	42	6	17	24	41	11	83	11
 Daniel Rose	JV	M	T192	16	19	35	0	20	8	28	0	63	0
 Andrew Roufs	N	M	T21	17	16	33	2	17	0	17	2	50	2
 Jaren Sandbeck	N	M	T86	16	11	27	2	9	0	9	0	36	0
 Jayden Sandbeck	V	M	T209	16	20	36	3	19	21	40	9	76	9
 Carson Schlenk	V	M	T123	18	18	36	5	25	22	47	10	83	10
 Kyle Schlieman	JV	M	T9	23	19	42	3	21	23	44	19	86	19
 Maguire Stanislawski	JV	M	T224	17	14	31	2	13	13	26	0	57	0
 Garrett Thoreson	V	M	T123	21	21	42	1	20	21	41	1	83	1
 Ian Vanyo	V	M	T239	15	18	33	1	19	21	40	1	73	1
 Gunnar Welsh	V	M	T15	24	22	46	0	25	22	47	4	93	4
 Gus Welsh	N	M	T98	8	15	23	3	10	0	10	2	33	2
 Cody Wolff	JV	M	233	18	17	35	5	11	8	19	0	54	0

Target Count				41	41	82		41	31	72		154	
---------------------	--	--	--	----	----	----	--	----	----	----	--	-----	--

Team Totals

	Team Total	Team Rank	Team High Gun Male	Team High Gun Female
Novice	247	4	Hayden Knutson (54)	N/A
Jr. Varsity	418	2	Ethan McGaughey (89)	Joelle Kotowicz (76)
Varsity	448	6	Gunnar Welsh (93)	N/A
Team Qualification	450	6		

* Indicates athlete's ranking among his/her Classification and Gender

** Indicates longest run of hits in reverse order. Used as a tie-breaker if necessary. Not all reverse runs are recorded.

DNQ indicates that the team did not qualify for the specified classification. A minimum of 5 athletes is required to compete in team competitions.

Team: East Ridge High School

Athlete	Class	Gender	Rank*	Session 1 Score				Session 2 Score				Total		
				Rnd 1	Rnd 2	Sub-Total	Rev Run	Rnd 1	Rnd 2	Sub-Total	Rev Run	Total Score	Rev Run**	
Cole Angell	V	M											0	
Trey Angell	N	M											0	
Maddie Berg	N	F	T45	6	4	10	0	7	0	7	0	17	0	
David Bertrand	JV	M											0	
Isaac Bibus	JV	M	T47	21	18	39	0	21	19	40	2	79	2	
Parker Bibus	JV	M	T77	18	20	38	11	21	17	38	0	76	0	
Alex Blake	JV	M	T66	18	18	36	5	22	19	41	2	77	2	
Karner Boyer	JV	M	T157	16	17	33	0	15	19	34	5	67	5	
Alyssa Bretoi	N	F	T25	9	17	26	0	14	0	14	2	40	2	
Hunter Bretoi	JV	M	T119	19	19	38	1	18	16	34	0	72	0	
Aaron Brinkman	V	M	T123	23	19	42	1	19	22	41	2	83	2	
Taylor Burich	N	M											0	

USA Clay Target League Scoring System

Jeffrey Jr Cates	JV	M	T112	19	16	35	3	20	18	38	4	73	4
Evan Christiansen	JV	M	T95	16	22	38	13	18	18	36	0	74	0
Connor Chu	JV	M	T236	6	12	18	0	20	14	34	0	52	0
Justin Dockendorf	V	M	T187	19	19	38	6	20	20	40	0	78	0
Joseph Duncan	JV	M	T95	20	19	39	1	16	19	35	4	74	4
Jake Fabro	V	M	T101	23	20	43	7	20	21	41	2	84	2
Bryce Fairbairn	JV	M	T157	16	19	35	0	17	15	32	0	67	0
Sam Froseth	JV	M	T77	19	19	38	2	20	18	38	3	76	3
Sam Gerst	N	M										0	
Kyle Goetz	JV	M	T178	18	17	35	4	15	15	30	1	65	1
Brandan Haas	V	M	T61	19	22	41	1	24	22	46	1	87	1
Nate Haas	V	M	294	17	13	30	3	17	11	28	0	58	0
Sam Hagen	V	M	T91	19	22	41	11	21	23	44	0	85	0
Nic Hobot	JV	M										0	
Wyatt Hoffman	JV	M	T52	19	18	37	5	20	21	41	2	78	2
Owen Hunter	JV	M	T12	22	22	44	0	21	20	41	1	85	1
Cole Jacobs	V	M	T271	17	14	31	1	21	16	37	0	68	0
Cambree Jeffries	N	F	36	5	11	16	0	14	0	14	0	30	0
Dylan Jones	JV	M										0	
Michael McDaniels	V	M	T44	20	25	45	26	22	21	43	7	88	7
Thomas Meyertholen	N	M										0	
Conner Olafsson	N	M										0	
Zac Petzold	N	M	T35	12	19	31	5	15	0	15	2	46	2

USA Clay Target League Scoring System

Anna Sachse	JV	F	T9	18	20	38	0	21	18	39	2	77	2
Alex Samuelson	V	M	T227	15	21	36	8	18	20	38	6	74	6
Ben Sanders	N	M										0	
Sam Schiller	V	M	T161	22	18	40	5	20	20	40	3	80	3
Aliya Schrul	N	F	T20	17	18	35	3	7	0	7	0	42	0
James Smith	V	M	T76	21	20	41	9	22	23	45	9	86	9
Samuel Soderberg	N	M	T8	19	17	36	0	19	0	19	0	55	0
Zachary Soderberg	JV	M	T87	14	20	34	1	21	20	41	2	75	2
Joseph Stenger	V	M	T101	18	20	38	4	23	23	46	6	84	6
Tommy Swenson	JV	M	T95	16	18	34	4	22	18	40	5	74	5
Marshall Taylor	V	M	287	12	12	24	0	20	19	39	6	63	6
Ben Thomas	V	M	T101	20	22	42	3	22	20	42	2	84	2
Coltra Trollan-Hiestand	JV	F	T36	17	19	36	3	16	14	30	4	66	4
Alec Wagner	V	M										0	
Cole Wagner	JV	M										0	
Michael Warner	N	M	T89	16	8	24	1	11	0	11	0	35	0
Alex Westland	V	M	T172	21	18	39	2	20	20	40	9	79	9
Zach Westland	JV	M	T66	19	20	39	1	19	19	38	3	77	3
Zach Wisecup	N	M	T16	14	20	34	4	18	0	18	0	52	0
Target Count				42	42	84		42	34	76		160	

Team Totals

	Team Total	Team Rank	Team High Gun Male	Team High Gun Female
Novice	235	8	Samuel Soderberg (55)	Aliya Schrul (42)
Jr. Varsity	396	11	Owen Hunter (85)	Anna Sachse (77)
Varsity	430	11	Michael McDaniels (88)	N/A

















Team Qualification	431	12		
---------------------------	-----	----	--	--

* Indicates athlete's ranking among his/her Classification and Gender























** Indicates longest run of hits in reverse order. Used as a tie-breaker if necessary. Not all reverse runs are recorded.

DNQ indicates that the team did not qualify for the specified classification. A minimum of 5 athletes is required to compete in team competitions.

Team: Faribault High School

Athlete	Class	Gender	Rank*	Session 1 Score				Session 2 Score				Total	
				Rnd 1	Rnd 2	Sub-Total	Rev Run	Rnd 1	Rnd 2	Sub-Total	Rev Run	Total Score	Rev Run**
 Reilly Akemann	JV	M	T170	18	17	35	1	14	17	31	1	66	1
 Courtney Albers	V	F	T21	23	20	43	4	15	19	34	0	77	0
 Ethan Cap	V	M	T61	22	21	43	4	24	20	44	3	87	3
 Joey Cap	V	M	T44	20	23	43	0	23	22	45	12	88	12
 Jon Cap	JV	M	T240	9	13	22	1	11	18	29	7	51	7
 Chester Donkers	JV	M	T145	14	16	30	2	21	18	39	0	69	0
 Carina Dorr	V	F	T14	19	21	40	3	21	21	42	0	82	0
 Daniel Drevlow	V	M	T61	22	22	44	5	22	21	43	9	87	9
 Nick Flom	JV	M	T208	17	14	31	1	12	18	30	6	61	6
 Jacob Franck	V	M	T250	17	16	33	0	21	18	39	4	72	4
 Hunter Gare	V	M	T123	22	21	43	0	22	18	40	0	83	0
 Nathan Gramse	V	M	298	10	6	16	1	15	14	29	0	45	0
 Morgan Hanegraaf	V	F	T21	22	19	41	4	19	17	36	3	77	3
 Nicholas Hanegraaf	JV	M	T200	15	16	31	4	14	17	31	1	62	1
 Karl Jacobson	V	M	T135	20	19	39	4	22	21	43	9	82	9
 Dalton Jasmer	JV	M	T157	14	15	29	2	20	18	38	0	67	0

USA Clay Target League Scoring System

 Tyler Karow	V	M	T239	16	19	35	3	19	19	38	1	73	1
 Emilee Kasper	V	F	19	20	22	42	12	18	20	38	0	80	0
 Ryan Kline	JV	M	T77	18	15	33	0	19	24	43	0	76	0
 Connor Leet	JV	M	T192	19	15	34	2	16	13	29	0	63	0
 Carson Louis	V	M	T227	20	18	38	0	17	19	36	3	74	3
 Emma Louis	JV	F	39	19	13	32	0	13	19	32	3	64	3
 Carter Magedanz	JV	M	T52	19	20	39	10	19	20	39	0	78	0
 Derek Miles	JV	M	T77	18	19	37	0	19	20	39	2	76	2
 Eddie Nigon	JV	M	T234	13	10	23	0	12	18	30	1	53	1
 Bailey Peterson	JV	F	54	8	14	22	1	11	19	30	0	52	0
 Desiree Richardson	JV	F	61	8	4	12	0	3	6	9	0	21	0
 Kelsey Ross	JV	F	T44	20	13	33	2	15	13	28	1	61	1
 Thomas Scheffler	V	M	T296	7	15	22	2	17	16	33	1	55	1
 Mason Selly	JV	M										0	
 Anthony Simons	V	M	T239	17	16	33	1	21	19	40	3	73	3
 Grayce Skjeveland	JV	F	T40	16	16	32	1	18	13	31	3	63	3
 Sean Steinberg	V	M	T101	24	20	44	1	20	20	40	5	84	5
 Parker Swanson	JV	M	T119	21	16	37	0	18	17	35	4	72	4
 Mike Thomson	V	M	T161	18	23	41	10	20	19	39	0	80	0
 William Tuma	JV	M										0	
 Adam Vroman	V	M	T61	19	23	42	7	22	23	45	6	87	6
 Travis Wegner	V	M	T288	14	14	28	1	14	20	34	0	62	0
Target Count				36	36	72		36	36	72		144	

Team Totals

	Team Total	Team Rank	Team High Gun Male	Team High Gun Female
Novice	DNQ	DNQ	N/A	N/A
Jr. Varsity	371	21	Carter Magedanz (78)	Emma Louis (64)
Varsity	433	9	Joey Cap (88)	Carina Dorr (82)
Team Qualification	433	11		

* Indicates athlete's ranking among his/her Classification and Gender

** Indicates longest run of hits in reverse order. Used as a tie-breaker if necessary. Not all reverse runs are recorded.

DNQ indicates that the team did not qualify for the specified classification. A minimum of 5 athletes is required to compete in team competitions.

Team: Foley High School

Athlete	Class	Gender	Rank*	Session 1 Score				Session 2 Score				Total	
				Rnd 1	Rnd 2	Sub-Total	Rev Run	Rnd 1	Rnd 2	Sub-Total	Rev Run	Total Score	Rev Run**
Kayla Belanger	JV	F										0	
Barrett Blank	JV	M	T20	23	20	43	1	22	18	40	2	83	2
Cole Buettner	JV	M	T112	17	18	35	0	19	19	38	3	73	3
Gavin Burns	JV	M	T66	18	19	37	1	21	19	40	4	77	4
Blake Chmielewski	JV	M	T66	16	19	35	4	23	19	42	0	77	0
Damian Fiedler	N	M	T74	12	16	28	3	11	0	11	1	39	1
Ben Frank	V	M	T296	14	13	27	0	14	14	28	0	55	0
Cutler Gadacz	V	M	T255	21	17	38	3	17	16	33	0	71	0
Joe Gadacz	N	M	15	15	19	34	0	19	0	19	3	53	3
Luke Gadacz	N	M	T66	11	15	26	0	14	0	14	0	40	0
Michael Gadacz	JV	M	T200	15	12	27	1	18	17	35	1	62	1
Dawson Gapinski	JV	M	T139	17	14	31	1	21	18	39	1	70	1
John Hackett	JV	M	T236	8	9	17	1	17	18	35	0	52	0

USA Clay Target League Scoring System

Breckan Hanks	JV	M	T231	12	14	26	0	15	14	29	1	55	1
Ethan Hennix	JV	M	T112	17	18	35	5	20	18	38	1	73	1
Levi Henry	N	M	T94	11	12	23	0	11	0	11	0	34	0
Cale Kornovich	N	M	T50	14	14	28	0	15	0	15	1	43	1
Mark Lorenz	V	M	T161	18	22	40	4	19	21	40	6	80	6
Austin Matvick	V	M	T172	19	20	39	3	22	18	40	4	79	4
Austin Miller	V	M										0	
Sam Morris	JV	M	T240	10	14	24	0	16	11	27	2	51	2
Brady Nelson	N	M										0	
Rachel Nelson	N	F	34	17	9	26	0	7	0	7	2	33	2
Mason Nielsen	N	M	T4	21	20	41	4	16	0	16	5	57	5
Connor Olson	JV	M	T192	17	13	30	3	14	19	33	3	63	3
Hunter Olson	V	M	T255	20	14	34	3	19	18	37	0	71	0
Alexis Rezac	JV	F	T40	17	14	31	1	14	18	32	7	63	7
Wade Rhonemus	V	M	T220	16	23	39	6	19	17	36	0	75	0
Logan Sowers	V	M	T288	13	15	28	0	16	18	34	0	62	0
Trevor Tadych	V	M	T291	14	12	26	0	16	19	35	1	61	1
Nathaniel Vanderweyst	JV	M	T112	18	18	36	3	16	21	37	1	73	1
Target Count				28	28	56		28	21	49		105	

Team Totals

















	Team Total	Team Rank	Team High Gun Male	Team High Gun Female
Novice	232	9	Mason Nielsen (57)	Rachel Nelson (33)
Jr. Varsity	383	18	Barrett Blank (83)	Alexis Rezac (63)
Varsity	376	21	Mark Lorenz (80)	N/A
Team Qualification	396	21		

* Indicates athlete's ranking among his/her Classification and Gender




















** Indicates longest run of hits in reverse order. Used as a tie-breaker if necessary. Not all reverse runs are recorded.

DNQ indicates that the team did not qualify for the specified classification. A minimum of 5 athletes is required to compete in team competitions.

Team: Hutchinson High School

Athlete	Class	Gender	Rank*	Session 1 Score				Session 2 Score				Total	
				Rnd 1	Rnd 2	Sub-Total	Rev Run	Rnd 1	Rnd 2	Sub-Total	Rev Run	Total Score	Rev Run**
 Evan Alsleben	V	M	T44	20	22	42	11	24	22	46	13	88	13
 Seth Anderson	V	M	T61	20	23	43	20	21	23	44	1	87	1
 Thomas Bock	V	M	293	13	11	24	1	18	17	35	1	59	1
 Simon Broersma	V	M	T255	15	19	34	4	18	19	37	2	71	2
 Tony Dettman	JV	M	T112	18	17	35	0	19	19	38	5	73	5
 Dane Drape	V	M	T147	20	21	41	1	18	22	40	11	81	11
 Jace Drape	JV	M	T4	23	21	44	4	21	23	44	14	88	14
 Lucas Fairbanks	N	M	3	19	17	36	0	24	0	24	0	60	0
 Aaron Fredricks	JV	M	T220	8	18	26	5	17	15	32	5	58	5
 Jack Froning	JV	M	T112	19	13	32	3	20	21	41	4	73	4
 Isaiah Gehlen	JV	M	T178	17	17	34	6	16	15	31	2	65	2
 Ty Glaser	JV	M	T43	18	21	39	1	20	21	41	8	80	8
 Wyatt Hahn	V	M	T147	23	14	37	1	22	22	44	0	81	0
 Gavin Hantge	N	M	T26	13	17	30	4	19	0	19	0	49	0
 Jason Hasse	V	M	T135	20	22	42	3	19	21	40	0	82	0
 Justin Hoff	JV	M	T185	17	15	32	3	15	17	32	2	64	2
 Ben Huebner	V	M	T265	13	19	32	2	20	18	38	2	70	2

USA Clay Target League Scoring System

 Peyton Jasken	V	M	T161	19	17	36	5	21	23	44	15	80	15
 Morgan Johnson	V	F	T21	20	20	40	1	21	16	37	1	77	1
 Hayden Knorr	JV	M	T87	19	15	34	1	24	17	41	0	75	0
 Thomas Landreville	V	M	T147	18	19	37	9	21	23	44	7	81	7
 Jacob Lauer	JV	M	T157	15	19	34	3	16	17	33	3	67	3
 Cullin Lickfelt	V	M	T147	22	17	39	3	20	22	42	6	81	6
 Brandon Ludewig	V	M	T209	20	19	39	0	18	19	37	7	76	7
 Ethan Luedtke	JV	M	T119	19	19	38	9	18	16	34	0	72	0
 Isaac Nass	JV	M	T217	19	17	36	0	13	10	23	0	59	0
 Emily Olson	N	F	48	6	3	9	0	4	0	4	0	13	0
 Reece Portele	V	M	T250	19	15	34	0	16	22	38	8	72	8
 Wyatt Reece	N	M	T11	17	18	35	5	19	0	19	2	54	2
 Jennifer Schmeling	V	F	36	6	8	14	1	21	24	45	12	59	12
 Eli Sladek	V	M	T227	17	20	37	0	14	23	37	3	74	3
 Marcus Smahel	V	M	T101	22	19	41	5	22	21	43	16	84	16
 Michael Stacek	N	M	T57	13	13	26	3	16	0	16	2	42	2
 Alex Staples	N	M	T78	11	15	26	0	12	0	12	2	38	2
 Zachary Staples	JV	M	T66	13	22	35	6	24	18	42	0	77	0
 Erin Westlund	V	F	33	16	18	34	1	19	18	37	4	71	4
 Evan Westlund	JV	M	T244	10	10	20	0	14	15	29	0	49	0
 Paige Wiehr	V	F	8	22	20	42	2	21	25	46	25	88	25
Target Count				38	38	76		38	32	70		146	

Team Totals

| Team Total | Team Rank | Team High Gun Male | Team High Gun Female |















Novice	243	5	Lucas Fairbanks (60)	Emily Olson (13)
Jr. Varsity	393	13	Jace Drape (88)	N/A
Varsity	429	12	Evan Alsleben (88)	Paige Wiehr (88)
Team Qualification	435	9		

* Indicates athlete's ranking among his/her Classification and Gender






















** Indicates longest run of hits in reverse order. Used as a tie-breaker if necessary. Not all reverse runs are recorded.

DNQ indicates that the team did not qualify for the specified classification. A minimum of 5 athletes is required to compete in team competitions.

Team: Norwood-Young America High School

Athlete	Class	Gender	Rank*	Session 1 Score				Session 2 Score				Total	
				Rnd 1	Rnd 2	Sub-Total	Rev Run	Rnd 1	Rnd 2	Sub-Total	Rev Run	Total Score	Rev Run**
 Ben Barth	V	M	T44	23	22	45	3	20	23	43	9	88	9
 Peter Barth	V	M	T172	18	21	39	0	21	19	40	2	79	2
 Wyatt Borst	JV	M	T87	20	19	39	4	19	17	36	1	75	1
 Jesse Broin	JV	M	T130	19	16	35	2	16	20	36	3	71	3
 Reed Carpenter	V	M	T123	23	18	41	0	23	19	42	1	83	1
 Natasha Christianson	N	F	38	9	9	18	4	10	0	10	1	28	1
 Nick Christianson	N	M	T38	16	14	30	0	15	0	15	0	45	0
 Arianna Columbus	N	F	42	8	7	15	0	7	0	7	0	22	0
 Drew Curson	V	M	T187	22	21	43	2	21	14	35	3	78	3
 Payton Dvorak	V	M	T101	21	22	43	7	21	20	41	0	84	0
 Taylor Flicek	V	M	T187	20	16	36	0	21	21	42	1	78	1
 Anthony Franck	JV	M	T16	20	20	40	3	22	22	44	1	84	1
 Sean Franck	N	M	T16	15	18	33	1	19	0	19	10	52	10
 Quincy Gruenhagen	N	M	T50	16	15	31	0	12	0	12	4	43	4

USA Clay Target League Scoring System

 Cali Jo Gutknecht	N	F	T8	19	16	35	0	12	0	12	1	47	1
 Blake Harms	V	M	T172	19	19	38	3	21	20	41	10	79	10
 Chase Harms	N	M	T19	16	16	32	0	19	0	19	0	51	0
 Kelsey Harms	N	F	T30	12	13	25	0	12	0	12	0	37	0
 Andrew Heuer	JV	M	T43	23	20	43	8	18	19	37	0	80	0
 Alex Kalkes	V	M	T135	21	23	44	15	20	18	38	4	82	4
 Jake Kalkes	N	M	T66	13	11	24	3	16	0	16	1	40	1
 Sam Meeker	JV	M	T52	21	23	44	14	16	18	34	8	78	8
 Mason Milbrand	V	M	T76	19	25	44	26	20	22	42	3	86	3
 Marcus Munsterteiger	JV	M	T217	14	12	26	1	15	18	33	10	59	10
 Dana Norman	JV	F	T9	17	18	35	4	20	22	42	10	77	10
 Austin Pysick	JV	M	T185	14	18	32	2	15	17	32	0	64	0
 Devin Schauer	JV	M	T145	18	16	34	0	17	18	35	0	69	0
 Jacob Schmidt	JV	M	T37	17	21	38	3	19	24	43	8	81	8
 Lily Schneider	JV	F	51	15	14	29	1	14	14	28	0	57	0
 Samantha Schoenbauer	JV	F	T9	20	20	40	0	18	19	37	4	77	4
 Jordana Schutte	JV	F	T6	14	22	36	11	20	23	43	0	79	0
 Dominick Sudheimer	JV	M	253	16	5	21	0	2	6	8	0	29	0
 Katie Weckman	JV	F	3	18	21	39	17	22	20	42	8	81	8
 Sean Weckman	N	M	T66	16	14	30	0	10	0	10	0	40	0
 Brady Will	N	M	T50	18	11	29	0	14	0	14	1	43	1
 Chad Zellmann	V	M	T209	16	24	40	24	16	20	36	4	76	4
Target Count				36	36	72		36	25	61		133	

Team Totals














	Team Total	Team Rank	Team High Gun Male	Team High Gun Female
Novice	238	7	Sean Franck (52)	Cali Jo Gutknecht (47)
Jr. Varsity	405	7	Anthony Franck (84)	Katie Weckman (81)
Varsity	423	14	Ben Barth (88)	N/A
Team Qualification	425	14		

* Indicates athlete's ranking among his/her Classification and Gender
























** Indicates longest run of hits in reverse order. Used as a tie-breaker if necessary. Not all reverse runs are recorded.













DNQ indicates that the team did not qualify for the specified classification. A minimum of 5 athletes is required to compete in team competitions.

Team: NRHEG High School

Athlete	Class	Gender	Rank*	Session 1 Score				Session 2 Score				Total	
				Rnd 1	Rnd 2	Sub-Total	Rev Run	Rnd 1	Rnd 2	Sub-Total	Rev Run	Total Score	Rev Run**
 Parker Aase	JV	M	T185	11	16	27	1	17	20	37	3	64	3
 Tanner Alfson	V	M	T20	22	24	46	6	21	25	46	27	92	27
 Noah Alinder	V	M	T147	20	20	40	1	21	20	41	0	81	0
 Quinten Arndt	JV	M	T185	13	17	30	4	14	20	34	5	64	5
 Justin Bartz	V	M	T29	22	24	46	14	23	21	44	3	90	3
 Kyle Bartz	V	M	T37	22	20	42	40	23	24	47	5	89	5
 Caden Beauvais	JV	M	T28	21	22	43	0	19	20	39	0	82	0
 Jager Beck	V	M										0	
 Alex Buckmeier	JV	M	T119	19	17	36	4	19	17	36	0	72	0
 Tory Christensen	V	M	T101	23	20	43	0	21	20	41	10	84	10
 Collin Christenson	V	M	T4	25	24	49	1	25	23	48	1	97	1
 Gabe Dahle	JV	M	T157	16	15	31	1	17	19	36	1	67	1
 Alex Dobberstein	JV	M	T6	20	21	41	0	23	23	46	1	87	1

USA Clay Target League Scoring System

 Evan Dobberstein	V	M	T91	22	19	41	0	21	23	44	5	85	5
 Kaliee Enger	N	F	39	9	11	20	0	6	0	6	0	26	0
 Zeke Erickson	JV	M	T52	18	19	37	0	22	19	41	0	78	0
 Zachary Eustice	V	M	T10	24	22	46	2	25	23	48	12	94	12
 Christian Ferris	JV	M	T145	13	19	32	4	18	19	37	2	69	2
 Wyatt Fitterer	JV	M	T12	22	18	40	0	22	23	45	3	85	3
 Carter Hagen	V	M	T20	19	24	43	13	25	24	49	17	92	17
 Benjamin Haugen	V	M										0	
 Caleb Hoffman	V	M	T283	17	17	34	4	12	19	31	0	65	0
 Treavor Hoffman	JV	M	T6	22	21	43	7	21	23	44	1	87	1
 Jaden Holthus	V	M	T220	18	18	36	0	21	18	39	1	75	1
 Trey Hoppe	V	M	T271	18	17	35	1	17	16	33	0	68	0
 Tyler Jacobson	V	M										0	
 Walker Krampitz	JV	M	T43	22	20	42	1	20	18	38	1	80	1
 Brett Kubiawicz	V	M	T37	21	21	42	8	22	25	47	35	89	35
 Noah Lund	V	M	T15	23	24	47	24	22	24	46	19	93	19
 Tyler Mithun	V	M	T91	21	19	40	2	21	24	45	13	85	13
 Aaron Olson	V	M	T187	18	20	38	3	18	22	40	6	78	6
 Chancellor Olson	V	M	T147	17	19	36	7	21	24	45	0	81	0
 Calvin Petersen	V	M	T147	20	19	39	0	20	22	42	0	81	0
 Cordell Peterson	V	M	T123	22	19	41	1	19	23	42	8	83	8
 Morgan Phillips	JV	F	T21	18	18	36	8	17	20	37	1	73	1
 Braxtyn Possin	N	M										0	

 Ashton Raimann	N	M	T108	9	10	19	0	11	0	11	0	30	0
 Tyler Raimann	V	M	T20	23	24	47	16	21	24	45	11	92	11
 Evan Reyna	JV	M	T16	19	21	40	1	21	23	44	16	84	16
 Alex Romer	V	M	T27	23	24	47	17	20	24	44	22	91	22
 Braden Routh	V	M	T29	23	22	45	2	21	24	45	24	90	24
 Thor Routh	JV	M	T87	17	20	37	0	17	21	38	2	75	2
 Riley Schultz	N	M	T103	8	10	18	0	13	0	13	1	31	1
 Carter Stencil	N	M	T89	11	11	22	2	13	0	13	0	35	0
 Clay Stenzel	JV	M	T47	22	17	39	3	20	20	40	0	79	0
 Carter Suchanek	V	M	T255	17	19	36	2	18	17	35	0	71	0
 Hunter Tufte	N	M	T46	19	12	31	2	13	0	13	0	44	0
 Ashton Worke	V	M	T101	22	20	42	3	21	21	42	4	84	4
Target Count				44	44	88		44	39	83		171	

Team Totals

	Team Total	Team Rank	Team High Gun Male	Team High Gun Female
Novice	166	18	Hunter Tufte (44)	Kaliece Enger (26)
Jr. Varsity	425	1	Alex Dobberstein (87)	Morgan Phillips (73)
Varsity	468	2	Collin Christenson (97)	N/A
Team Qualification	468	2		

* Indicates athlete's ranking among his/her Classification and Gender




** Indicates longest run of hits in reverse order. Used as a tie-breaker if necessary. Not all reverse runs are recorded.

DNQ indicates that the team did not qualify for the specified classification. A minimum of 5 athletes is required to compete in team competitions.











Team: Park High School







Athlete	Class	Gender	Rank*	Session 1 Score				Session 2 Score				Total		
				Rnd 1	Rnd 2	Sub-Total	Rev Run	Rnd 1	Rnd 2	Sub-Total	Rev Run	Total Score	Rev Run**	

USA Clay Target League Scoring System

 Aaron Armbruster	V	M	T123	24	21	45	0	21	17	38	2	83	2
 Connor Armbruster	N	M	T8	18	16	34	1	21	0	21	4	55	4
 Justin Bailey	N	M	T19	15	20	35	11	16	0	16	1	51	1
 Boone Blaschko	V	M	T201	18	19	37	5	22	18	40	2	77	2
 Jordyn Brock	JV	F	8	20	20	40	0	21	17	38	3	78	3
 Megan Brock	N	F	24	14	17	31	0	10	0	10	1	41	1
 Connor Burrell	N	M	T57	11	18	29	2	13	0	13	0	42	0
 Treyton Burrell	N	M	29	18	15	33	1	15	0	15	0	48	0
 Mack Christianson	V	M	T101	18	23	41	4	22	21	43	8	84	8
 Hailey Crose	N	F	T25	10	14	24	0	16	0	16	1	40	1
 Noah Dammer	V	M	T147	20	21	41	1	21	19	40	4	81	4
 Danielle Eilts	JV	F	T27	18	16	34	1	17	18	35	2	69	2
 Jake Evans	V	M	T239	20	18	38	2	19	16	35	1	73	1
 Nathan Fischer	JV	M	T95	19	18	37	2	18	19	37	0	74	0
 William Hallock	N	M										0	
 Isaac Harberts	V	M	T91	21	19	40	2	22	23	45	14	85	14
 Emily Hoge	JV	F	T24	16	18	34	2	16	21	37	1	71	1
 Louis Janicek	JV	M	T157	17	19	36	0	15	16	31	1	67	1
 Marshall Janicek	N	M	T38	12	15	27	4	18	0	18	1	45	1
 Nate Johnson	JV	M	T157	18	15	33	1	14	20	34	0	67	0
 Zack Johnson	V	M	T172	18	22	40	4	19	20	39	0	79	0
 Tyler Katzenmaier	JV	M	T28	21	21	42	0	19	21	40	0	82	0
 Mason Kimbell	JV	M	T37	18	23	41	10	17	23	40	4	81	4

USA Clay Target League Scoring System

 Gregory Kocak-Burg	JV	M	T112	19	17	36	0	19	18	37	0	73	0
 Mikayla Langbehn	JV	F	23	14	20	34	4	21	17	38	0	72	0
 Nathan Larson	V	M	T172	16	22	38	4	21	20	41	11	79	11
 Hogan Lawson	JV	M	T20	20	22	42	3	21	20	41	3	83	3
 Colyn Leary	JV	M	T28	21	20	41	1	22	19	41	0	82	0
 Brad Lemons	JV	M	T66	18	20	38	10	21	18	39	3	77	3
 Joey Lennartson	V	M	T37	23	23	46	0	22	21	43	6	89	6
 Joshua McCalvy	V	M										0	
 Dominik Mencacci	N	M	T86	9	14	23	0	13	0	13	0	36	0
 Trevor Montez	V	M	T101	20	21	41	3	21	22	43	11	84	11
 Derek Nelson	JV	M	T119	16	18	34	3	18	20	38	0	72	0
 Carson Nichols	JV	M	T200	15	14	29	3	15	18	33	1	62	1
 Mark Ordner	JV	M	250	12	11	23	1	11	11	22	0	45	0
 Blake Pierre	JV	M	T139	18	16	34	0	18	18	36	7	70	7
 Damon Radke	N	M	T66	9	14	23	0	17	0	17	8	40	8
 Joseph Rhode	V	M	T20	23	23	46	10	23	23	46	14	92	14
 Sam Rhode	JV	M	T6	19	22	41	3	23	23	46	3	87	3
 Jordan Rodriguez	V	M	T187	19	18	37	1	20	21	41	2	78	2
 Ashley Rowan	JV	F	T33	15	18	33	1	19	15	34	1	67	1
 Nick Rowe	N	M	T30	14	16	30	0	17	0	17	0	47	0
 Mason Schouveller	V	M	T44	20	21	41	3	23	24	47	18	88	18
 Travis Smith	V	M	T101	19	21	40	0	21	23	44	6	84	6
 Abby Smoot	N	F	T13	16	17	33	0	12	0	12	1	45	1

 Tyler Suchomel	V	M	T288	17	17	34	3	12	16	28	10	62	10
 Maggie Wickenhouser	JV	F	T33	10	21	31	4	17	19	36	0	67	0
 Emma Williams	N	F	4	15	17	32	0	20	0	20	10	52	10
 Kendra Witt	JV	F	T14	18	20	38	1	18	19	37	8	75	8
 Cole Wobig	JV	M	T95	19	17	36	5	21	17	38	5	74	5
 Steven Zaspel	JV	M	T20	18	21	39	6	21	23	44	2	83	2
Target Count				50	50	100		50	38	88		188	

Team Totals

	Team Total	Team Rank	Team High Gun Male	Team High Gun Female
Novice	253	3	Connor Armbruster (55)	Emma Williams (52)
Jr. Varsity	417	3	Sam Rhode (87)	Jordyn Brock (78)
Varsity	438	8	Joseph Rhode (92)	N/A
Team Qualification	441	8		

* Indicates athlete's ranking among his/her Classification and Gender

** Indicates longest run of hits in reverse order. Used as a tie-breaker if necessary. Not all reverse runs are recorded.

DNQ indicates that the team did not qualify for the specified classification. A minimum of 5 athletes is required to compete in team competitions.

Team: Pine City High School

Athlete	Class	Gender	Rank*	Session 1 Score				Session 2 Score				Total	
				Rnd 1	Rnd 2	Sub-Total	Rev Run	Rnd 1	Rnd 2	Sub-Total	Rev Run	Total Score	Rev Run**
John Blake	JV	M										0	
Austin Campbell	N	M										0	
Morgan Drevecky	N	F	2	17	21	38	4	19	0	19	4	57	4
Jacob Engh	JV	M	T47	20	18	38	1	21	20	41	7	79	7
Dylan Hopkins	N	M	T4	18	20	38	0	19	0	19	4	57	4
Lukas Kemen	JV	M	T52	21	19	40	1	21	17	38	0	78	0

Ethan Leibel	JV	M	T130	21	15	36	1	18	17	35	3	71	3
Kaia Leibel	N	F	43	4	9	13	1	8	0	8	2	21	2
Brody Pantlin	JV	M	T95	20	20	40	0	17	17	34	1	74	1
Colby Pavelka	JV	M	T95	21	19	40	2	16	18	34	4	74	4
Dakota Podvin	N	M	T16	19	19	38	6	14	0	14	3	52	3
Tj Rank	N	M	T89	15	14	29	4	6	0	6	2	35	2
Target Count				10	10	20		10	5	15		35	

Team Totals







	Team Total	Team Rank	Team High Gun Male	Team High Gun Female
Novice	222	13	Dylan Hopkins (57)	Morgan Drevecky (57)
Jr. Varsity	376	20	Jacob Engh (79)	N/A
Varsity	DNQ	DNQ	N/A	N/A
Team Qualification	376	22		

* Indicates athlete's ranking among his/her Classification and Gender
























** Indicates longest run of hits in reverse order. Used as a tie-breaker if necessary. Not all reverse runs are recorded.











DNQ indicates that the team did not qualify for the specified classification. A minimum of 5 athletes is required to compete in team competitions.

Team: ROCORI High School

Athlete	Class	Gender	Rank*	Session 1 Score				Session 2 Score				Total	
				Rnd 1	Rnd 2	Sub-Total	Rev Run	Rnd 1	Rnd 2	Sub-Total	Rev Run	Total Score	Rev Run**
 Damien Austreng	JV	M	T192	18	11	29	6	16	18	34	11	63	11
 David Blattner	V	M	T201	19	19	38	3	20	19	39	4	77	4
 Brandon Christenson	N	M	T50	14	13	27	0	16	0	16	2	43	2
 Nate Evens	JV	M	T87	20	21	41	8	15	19	34	2	75	2
 Logan Feldhege	N	M	T35	18	13	31	0	15	0	15	1	46	1
 Caleb Fuchs	N	M	T62	17	8	25	0	16	0	16	2	41	2

USA Clay Target League Scoring System

 Tyler Gohmann	N	M	T8	17	17	34	1	21	0	21	2	55	2
 Dylan Hawkinson	JV	M	T170	20	19	39	5	10	17	27	0	66	0
 Austin Hiltner	JV	M	T95	17	17	34	2	21	19	40	1	74	1
 Julia Kammers	N	F	T13	15	14	29	0	16	0	16	2	45	2
 Riley Kammers	JV	M	T217	11	17	28	2	13	18	31	4	59	4
 Chase Klein	JV	M	T170	17	17	34	0	12	20	32	7	66	7
 Jack Klemek	V	M	T276	19	16	35	3	13	19	32	6	67	6
 Chris Lange	JV	M	T200	16	16	32	3	15	15	30	0	62	0
 Colby Louwagie	JV	M	T228	11	8	19	0	19	18	37	3	56	3
 Ethan Mills	V	M	T220	20	18	38	1	17	20	37	4	75	4
 Wyatt Mueller	V	M	T187	17	18	35	0	20	23	43	0	78	0
 Spencer O'Hara	JV	M	T145	19	14	33	1	16	20	36	0	69	0
 Luke Olson	V	M	T271	19	15	34	1	18	16	34	1	68	1
 Colton Paulson	JV	M	T95	16	20	36	8	18	20	38	1	74	1
 Jared Pemble	V	M	T61	18	21	39	4	24	24	48	13	87	13
 Jordan Pemble	V	M	T209	20	22	42	9	19	15	34	5	76	5
 Grant Reitmeier	V	M	T172	19	21	40	0	17	22	39	2	79	2
 Jacob Richter	JV	M	T213	15	6	21	0	21	18	39	10	60	10
 Hayden Roberts	N	M	T62	15	15	30	2	11	0	11	0	41	0
 Prescott Saudinaitis	V	M	T101	21	19	40	1	22	22	44	0	84	0
 Jaren Schmitz	JV	M	T130	18	17	35	5	16	20	36	2	71	2
 Patrick Schreiner	JV	M	T9	21	21	42	3	21	23	44	8	86	8
 Devin Stang	JV	M	246	11	9	20	0	12	16	28	1	48	1

 Justin Stanger	V	M	T161	19	20	39	6	21	20	41	13	80	13
 Jack Taufen	N	M	T94	11	14	25	3	9	0	9	4	34	4
 Cole Thoma	JV	M	T130	20	17	37	7	18	16	34	0	71	0
 Ethan Thompson	JV	M	T200	16	5	21	1	20	21	41	0	62	0
 Braydon Vanheel	N	M	T74	13	15	28	1	11	0	11	0	39	0
 Joshua Venable	JV	M	T52	15	20	35	1	19	24	43	1	78	1
 Nathaniel Venable	V	M	T101	23	17	40	3	19	25	44	25	84	25
 Ben Vossen	V	M	T123	20	20	40	0	20	23	43	9	83	9
 Nick Wieling	N	M	T11	15	18	33	1	21	0	21	1	54	1
 Everett Yarke	JV	M	T248	6	7	13	0	19	14	33	1	46	1
Target Count				39	39	78		39	30	69		147	

Team Totals



	Team Total	Team Rank	Team High Gun Male	Team High Gun Female
Novice	243	6	Tyler Gohmann (55)	Julia Kammers (45)
Jr. Varsity	387	15	Patrick Schreiner (86)	N/A
Varsity	418	16	Jared Pemble (87)	N/A
Team Qualification	424	15		

* Indicates athlete's ranking among his/her Classification and Gender























** Indicates longest run of hits in reverse order. Used as a tie-breaker if necessary. Not all reverse runs are recorded.
















DNQ indicates that the team did not qualify for the specified classification. A minimum of 5 athletes is required to compete in team competitions.

Team: Sartell High School

Athlete	Class	Gender	Rank*	Session 1 Score				Session 2 Score				Total	
				Rnd 1	Rnd 2	Sub-Total	Rev Run	Rnd 1	Rnd 2	Sub-Total	Rev Run	Total Score	Rev Run**
 David Anderson	JV	M	251	10	12	22	2	13	9	22	1	44	1
 Brian Avery	V	M	T135	20	20	40	4	21	21	42	1	82	1

USA Clay Target League Scoring System

 Kenneth Avery	JV	M	T157	19	21	40	5	13	14	27	3	67	3
 Dillion Blommer	V	M	T209	19	19	38	1	19	19	38	4	76	4
 Anna Dammen	N	F	T32	14	12	26	0	9	0	9	0	35	0
 Andy Haehn	JV	M	255	11	12	23	2					23	
 Jaden Hamak	JV	M	T240	18	6	24	1	15	12	27	0	51	0
 Alyssa Haus	N	F	47	7	5	12	0	4	0	4	1	16	1
 Austin Haus	N	M	T30	17	19	36	1	11	0	11	0	47	0
 Alex Heckman	JV	M	T95	18	18	36	0	18	20	38	2	74	2
 Jaxon Hewett	N	M	T108	7	10	17	0	13	0	13	2	30	2
 Ian Houle	N	M	T74	11	14	25	0	14	0	14	0	39	0
 Jarret Janu	JV	M	T157	14	16	30	0	20	17	37	2	67	2
 Samantha Killmer	N	F	T5	19	17	36	0	14	0	14	1	50	1
 Scott Lambrecht Westerhoff	N	M	113	9	6	15	0	11	0	11	0	26	0
 Raija Layne	JV	F	T49	15	18	33	5	11	14	25	1	58	1
 Austin Legatt	JV	M	T130	17	17	34	0	20	17	37	3	71	3
 Josh Legatt	N	M	T78	13	10	23	3	15	0	15	0	38	0
 Corey Mehrwerth	JV	M	T77	18	18	36	3	21	19	40	2	76	2
 Alex Moritz	JV	M	T248	14	12	26	0	8	12	20	2	46	2
 Cole Moritz	V	M	T172	21	21	42	1	19	18	37	2	79	2
 Kale Nelson	JV	M	T119	17	19	36	1	20	16	36	1	72	1
 Sage Penny	N	M	T62	16	11	27	0	14	0	14	2	41	2
 Carsyn Peterson	N	M	T101	10	10	20	0	12	0	12	0	32	0
Cooper Peterson	V	M	T209	21	18	39	3	18	19	37	8	76	8

														
	Quincy Pierskalla	N	M	T82	12	12	24	1	13	0	13	0	37	0
	Austin Pietrowski	V	M	T201	18	21	39	5	18	20	38	9	77	9
	Breanna Sattler	JV	F	T44	15	14	29	3	13	19	32	4	61	4
	Colten Sigurdson	JV	M	T77	22	20	42	0	19	15	34	3	76	3
	Zachary Sinn	V	M	T91	21	23	44	17	19	22	41	1	85	1
	Grant Sip	JV	M	T95	18	19	37	2	18	19	37	3	74	3
	Chace Spoden	V	M	T250	15	19	34	2	20	18	38	1	72	1
	Abigayle Starz	JV	F	T58	8	12	20	0	11	12	23	1	43	1
	Avery Starz	V	M	T44	20	23	43	11	23	22	45	13	88	13
	Kylie Stonestrom	N	F	T40	9	6	15	0	8	0	8	0	23	0
	Parker Stonestrom	JV	M	T52	20	18	38	2	20	20	40	0	78	0
	Bret Thayer	JV	M	T178	14	16	30	0	17	18	35	3	65	3
	Kristina Umerski	N	F	T20	16	14	30	2	12	0	12	0	42	0
	Jack Vollbrecht	JV	M	T192	13	16	29	0	13	21	34	4	63	4
	Target Count				39	39	78		38	25	63		141	

Team Totals

	Team Total	Team Rank	Team High Gun Male	Team High Gun Female
Novice	219	15	Austin Haus (47)	Samantha Killmer (50)
Jr. Varsity	378	19	Parker Stonestrom (78)	Breanna Sattler (61)
Varsity	411	17	Avery Starz (88)	N/A
Team Qualification	412	20		

* Indicates athlete's ranking among his/her Classification and Gender

** Indicates longest run of hits in reverse order. Used as a tie-breaker if necessary. Not all reverse runs are recorded.

DNQ indicates that the team did not qualify for the specified classification. A minimum of 5 athletes is required to compete in team competitions.

Team: Simley High School of Inver Grove Heights

Athlete	Class	Gender	Rank*	Session 1 Score				Session 2 Score				Total	
				Rnd 1	Rnd 2	Sub-Total	Rev Run	Rnd 1	Rnd 2	Sub-Total	Rev Run	Total Score	Rev Run**
Andrew Bergum	N	M	T66	11	15	26	1	14	0	14	2	40	2
Cooper Bollmann	N	M	T57	14	12	26	0	16	0	16	0	42	0
Brandon Burger	V	M	T187	17	22	39	0	17	22	39	9	78	9
Antonio Carey	JV	M	T119	22	17	39	0	14	19	33	0	72	0
Chris Castle	V	M	T255	17	18	35	2	20	16	36	1	71	1
Josh Dian	JV	M	T130	19	18	37	0	14	20	34	6	71	6
Bryce Evanson	N	M	110	8	10	18	0	11	0	11	1	29	1
Austin Flaherty	JV	M	T208	12	14	26	2	17	18	35	5	61	5
Preston Gall	N	M	T89	9	8	17	0	18	0	18	0	35	0
Scotland Garrick	JV	M	1	23	24	47	20	23	20	43	1	90	1
Nathan Germaine	N	M	T30	16	14	30	2	17	0	17	2	47	2
Nick Grengs	JV	M	T95	18	18	36	1	16	22	38	10	74	10
Jack Gross	JV	M	T119	15	18	33	0	21	18	39	3	72	3
Nick Haavisto	N	M	T66	14	14	28	1	12	0	12	0	40	0
Victoria Haavisto	N	F	T32	13	10	23	1	12	0	12	0	35	0
Tom Heller	V	M	T227	20	16	36	0	19	19	38	3	74	3
Michael Helseth	JV	M	T200	12	14	26	1	18	18	36	5	62	5
Michael Jr Illetschko	N	M	T30	16	16	32	2	15	0	15	0	47	0
Malachi Kellogg	JV	M	T28	20	20	40	4	22	20	42	4	82	4
Adam Lannon	JV	M	T139	17	13	30	2	20	20	40	3	70	3

USA Clay Target League Scoring System

Austin Lewis	JV	M	T192	14	16	30	1	16	17	33	2	63	2
Cameron Lulic	JV	M	T154	18	15	33	1	19	16	35	1	68	1
Nathan Mathison	V	M	T135	23	20	43	3	19	20	39	4	82	4
Shane McManus	JV	M	T208	16	16	32	4	12	17	29	2	61	2
Zachary Meyer	JV	M										0	
Mason Moland	N	M	T38	14	13	27	3	18	0	18	2	45	2
Nikki Muller	N	F	T18	11	16	27	1	16	0	16	3	43	3
Logan Nordenstrom	V	M	T135	19	19	38	7	24	20	44	3	82	3
Jack Parkes	N	M	T114	6	5	11	0	14	0	14	0	25	0
Will Pickett	N	M	T21	18	16	34	1	16	0	16	0	50	0
Devin Reckinger	JV	M	T236	13	17	30	0	13	9	22	0	52	0
Conor Resnikoff	JV	M	T77	21	19	40	7	21	15	36	0	76	0
Kristi Schulz	JV	F	T14	18	19	37	4	19	19	38	1	75	1
Ben Tinucci	JV	M	T66	19	17	36	0	20	21	41	7	77	7
Danielle Ungurian	JV	F	2	23	20	43	0	19	21	40	12	83	12
Hunter Vanella	JV	M	T220	15	15	30	2	16	12	28	0	58	0
Robby Watson	JV	M										0	
Devin Williams	JV	M	T145	18	15	33	1	16	20	36	5	69	5
Triston Yang	N	M										0	
Devon Zellner	JV	M	T157	14	22	36	10	16	15	31	0	67	0
Target Count				37	37	74		37	25	62		136	

Team Totals

	Team Total	Team Rank	Team High Gun Male	Team High Gun Female
Novice	232	11	Will Pickett (50)	Nikki Muller (43)

Jr. Varsity	408	6	Scotland Garrick (90)	Danielle Ungurian (83)
Varsity	387	20	Nathan Mathison (82)	N/A
Team Qualification	419	17		

* Indicates athlete's ranking among his/her Classification and Gender

** Indicates longest run of hits in reverse order. Used as a tie-breaker if necessary. Not all reverse runs are recorded.

DNQ indicates that the team did not qualify for the specified classification. A minimum of 5 athletes is required to compete in team competitions.

Team: St. Michael-Albertville High School

Athlete	Class	Gender	Rank*	Session 1 Score				Session 2 Score				Total	
				Rnd 1	Rnd 2	Sub-Total	Rev Run	Rnd 1	Rnd 2	Sub-Total	Rev Run	Total Score	Rev Run**
Ryan Alstad	V	M	T161	19	20	39	9	18	23	41	1	80	1
Donald Barthel	V	M	T15	23	24	47	22	22	24	46	4	93	4
Jordan Barthel	JV	M	T47	17	22	39	6	21	19	40	0	79	0
Benjamin Beise	V	M	T101	23	23	46	7	19	19	38	5	84	5
Kalley Berning	V	F	10	21	22	43	5	24	19	43	1	86	1
Lane Berning	V	M	T4	25	24	49	4	24	24	48	1	97	1
Nick Berning	V	M	T20	23	25	48	46	22	22	44	4	92	4
Paige Berning	V	F	T14	17	23	40	3	21	21	42	10	82	10
Danyan Blazek	JV	M	T139	19	17	36	1	15	19	34	2	70	2
Gracia Blazek	V	F	T14	19	18	37	4	22	23	45	5	82	5
Jake Borgen	V	M	T161	21	20	41	0	19	20	39	2	80	2
Austin Cherkas	JV	M	T37	19	21	40	1	21	20	41	6	81	6
Nash Dahlheimer	V	M	T91	20	19	39	3	24	22	46	4	85	4
Miranda Dehmer	JV	F	T19	17	19	36	1	20	18	38	6	74	6
Kyle Dupont	V	M	T15	22	24	46	3	23	24	47	12	93	12

USA Clay Target League Scoring System

Kyle Elkie	V	M	T10	24	22	46	4	24	24	48	21	94	21
Carlyne Folkestad	V	F	4	22	24	46	15	23	24	47	10	93	10
Mitchell Gerads	V	M	T8	24	24	48	9	24	23	47	11	95	11
Micheyla Geraets	JV	F	48	14	17	31	0	16	12	28	0	59	0
Jacob Goodin	V	M	T255	16	16	32	2	17	22	39	12	71	12
Connor Greseth	JV	M	T52	22	17	39	1	18	21	39	5	78	5
Nolan Gustafson	JV	M	T139	22	18	40	0	16	14	30	0	70	0
Lynnea Helman	V	F	30	17	20	37	5	17	21	38	11	75	11
Cailey Isaacson	JV	F	T27	16	20	36	15	19	14	33	4	69	4
Ryan Jann	V	M	T61	22	19	41	9	22	24	46	8	87	8
Kasey Jorgenson	V	F	34	14	19	33	6	15	20	35	8	68	8
Kyle Klocke	V	M	T135	19	19	38	2	21	23	44	19	82	19
Austin Krueger	JV	M	T77	21	18	39	3	21	16	37	9	76	9
Kyle Kurtz	V	M	T61	20	22	42	5	21	24	45	5	87	5
Megan Larson	JV	F	T14	18	18	36	8	20	19	39	1	75	1
Mason Leonhart	V	M	T187	18	15	33	5	23	22	45	15	78	15
Dylan Lindenfesler	V	M	T15	25	22	47	12	24	22	46	8	93	8
Sam Maxwell	JV	M	T37	20	21	41	7	20	20	40	0	81	0
Tyler Mosby	V	M	T44	22	21	43	9	23	22	45	2	88	2
Garrett Mourning	V	M	T8	24	23	47	19	25	23	48	6	95	6
Jaden Possone	V	M	T187	19	20	39	1	20	19	39	7	78	7
Andrew Provost	V	M	T61	22	21	43	6	24	20	44	0	87	0
Matt Przybylski	JV	M	T95	17	21	38	13	17	19	36	5	74	5

USA Clay Target League Scoring System

Morgan Psyk	V	F	5	21	23	44	0	23	25	48	27	92	27
Abbie Rahne	V	F	T12	19	21	40	2	21	22	43	4	83	4
William Rahne	V	M	T10	23	24	47	10	24	23	47	12	94	12
Jake Robeck	JV	M										0	
Andrew Roberts	V	M	T44	21	23	44	17	21	23	44	0	88	0
Joseph Savitski	V	M	T20	23	24	47	15	22	23	45	4	92	4
Clark Schmidt	V	M	T44	20	23	43	9	22	23	45	12	88	12
Cody Schoen	V	M	T29	25	19	44	2	23	23	46	2	90	2
Grant Schoen	V	M	T27	23	23	46	3	24	21	45	3	91	3
Zac Schoen	V	M	T44	19	24	43	21	23	22	45	1	88	1
Syndi Shelton	JV	F	55	12	12	24	0	11	16	27	0	51	0
Tony Steffens	V	M	7	23	25	48	31	23	25	48	27	96	27
Avery Tovar	JV	M	T170	15	18	33	1	15	18	33	2	66	2
Josh Tutland	V	M	T44	21	24	45	10	23	20	43	3	88	3
John Verhulst	JV	M	T170	13	17	30	3	18	18	36	0	66	0
Hailee Williams	JV	F	T14	18	18	36	2	21	18	39	2	75	2
Adam Wnuk	V	M	T29	23	21	44	0	23	23	46	10	90	10
Target Count				54	54	108		54	54	108		216	

Team Totals

	Team Total	Team Rank	Team High Gun Male	Team High Gun Female
Novice	DNQ	DNQ	N/A	N/A
Jr. Varsity	395	12	Austin Cherkas (81)	Megan Larson (75)
Varsity	477	1	Lane Berning (97)	Carlyne Folkestad (93)
Team Qualification	477	1		

* Indicates athlete's ranking among his/her Classification and Gender

** Indicates longest run of hits in reverse order. Used as a tie-breaker if necessary. Not all reverse runs are recorded.

DNQ indicates that the team did not qualify for the specified classification. A minimum of 5 athletes is required to compete in team competitions.

Team: St. Peter High School

Athlete	Class	Gender	Rank*	Session 1 Score				Session 2 Score				Total	
				Rnd 1	Rnd 2	Sub-Total	Rev Run	Rnd 1	Rnd 2	Sub-Total	Rev Run	Total Score	Rev Run**
Maccoy Blaschko	N	M	T62	10	18	28	0	13	0	13	2	41	2
Brad Boyer	JV	M	T139	15	16	31	1	19	20	39	1	70	1
Bennett DeBlieck	JV	M	T20	22	19	41	3	22	20	42	2	83	2
Mari DeBlieck	N	F	T20	15	14	29	0	13	0	13	1	42	1
Alyson Deegan	JV	F	T40	15	17	32	0	14	17	31	3	63	3
Cole Deegan	JV	M	T178	16	20	36	5	15	14	29	3	65	3
Ben Eide	JV	M	T20	17	20	37	0	23	23	46	9	83	9
Dylan Graft	JV	M	T157	17	12	29	0	17	21	38	3	67	3
James Gran	JV	M	T66	18	20	38	4	22	17	39	0	77	0
Landon Gran	JV	M	T170	15	17	32	0	17	17	34	4	66	4
Abigail Haggenmiller	N	F	35	7	10	17	0	15	0	15	6	32	6
William Haggenmiller	N	M	116	5	6	11	0	11	0	11	0	22	0
Peter Hilligoss	JV	M	T185	11	19	30	4	20	14	34	3	64	3
Skyler Hochstein	JV	F	T40	15	18	33	4	13	17	30	1	63	1
Matt Johnson	N	M	T38	15	16	31	5	14	0	14	3	45	3
Mitchell Kaveney	V	M	T101	20	21	41	5	22	21	43	6	84	6
Gage Kriese	V	M	T187	23	19	42	1	18	18	36	0	78	0
Jack Leonard	N	M	T66	12	16	28	3	12	0	12	3	40	3

USA Clay Target League Scoring System

Kia Maas	N	F	29	14	12	26	0	12	0	12	1	38	1
Blake Makela	V	M	T61	22	22	44	6	23	20	43	4	87	4
Riley Mayo	N	M	T46	12	16	28	4	16	0	16	0	44	0
Zachary Miller	JV	M	T192	16	15	31	5	15	17	32	1	63	1
Cole Pankratz	V	M	T220	16	19	35	9	21	19	40	4	75	4
Mitchell Pettis	JV	M	T87	17	22	39	0	18	18	36	1	75	1
Nathan Pettis	N	M	T38	14	14	28	2	17	0	17	4	45	4
Julia Powers	N	F	3	15	18	33	2	21	0	21	16	54	16
Levi Powers	N	M	T103	7	12	19	2	12	0	12	0	31	0
Trevor Powers	V	M	T255	14	19	33	1	19	19	38	3	71	3
Blake Rehnelt	JV	M	T145	15	17	32	0	17	20	37	0	69	0
Cole Salisbury	N	M	T26	15	16	31	0	18	0	18	3	49	3
Jesse Tate	V	M	T135	21	21	42	6	19	21	40	9	82	9
Connor Volk	JV	M	T178	15	14	29	0	15	21	36	1	65	1
Carter Wendroth	N	M	T98	14	11	25	1	8	0	8	0	33	0
Hunter Wendroth	N	M	2	19	19	38	1	22	0	22	13	60	13
Konrad Wernsing	N	M	T78	16	13	29	5	9	0	9	0	38	0
Kendrick Wilking	JV	M	T208	15	14	29	0	19	13	32	0	61	0
Target Count				36	36	72		36	21	57		129	

Team Totals

	Team Total	Team Rank	Team High Gun Male	Team High Gun Female
Novice	253	2	Hunter Wendroth (60)	Julia Powers (54)
Jr. Varsity	388	14	Bennett DeBlicke (83)	Skyler Hochstein (63)
Varsity	406	18	Blake Makela (87)	N/A
Team Qualification	419	18		

* Indicates athlete's ranking among his/her Classification and Gender

** Indicates longest run of hits in reverse order. Used as a tie-breaker if necessary. Not all reverse runs are recorded.

DNQ indicates that the team did not qualify for the specified classification. A minimum of 5 athletes is required to compete in team competitions.

Team: Wadena-Deer Creek High School

Athlete	Class	Gender	Rank*	Session 1 Score				Session 2 Score				Total	
				Rnd 1	Rnd 2	Sub-Total	Rev Run	Rnd 1	Rnd 2	Sub-Total	Rev Run	Total Score	Rev Run**
Brady Adams	V	M	T10	25	21	46	2	23	25	48	36	94	36
Adam Arneson	V	M										0	
Emily Astle	V	F	2	22	25	47	36	24	23	47	5	94	5
Frannie Bakken	N	F	T16	12	16	28	0	16	0	16	0	44	0
Jackson Becker	V	M	T76	22	21	43	5	20	23	43	9	86	9
Jordan Brink	JV	F	T19	21	16	37	0	19	18	37	0	74	0
Josh Brink	V	M	T123	21	24	45	4	22	16	38	0	83	0
Bryce Cooper	V	M	T239	17	18	35	6	18	20	38	3	73	3
Dallas Doll	V	M	T278	16	19	35	5	17	14	31	0	66	0
Joshua Dykhoff	JV	M	T145	16	19	35	8	17	17	34	1	69	1
Justin Dykhoff	V	M	T220	17	21	38	5	18	19	37	0	75	0
Kendra Evans	V	F	T21	18	19	37	4	20	20	40	3	77	3
Mason Evans	JV	M	T185	14	19	33	11	14	17	31	4	64	4
Grace Gallant	N	F	T45	2	9	11	0	6	0	6	0	17	0
Jack Goeden	V	M	T271	21	17	38	1	16	14	30	0	68	0
Matt Goeden	JV	M	T28	20	21	41	4	19	22	41	9	82	9
Morgan Grangruth	N	F	44	6	7	13	1	6	0	6	1	19	1

USA Clay Target League Scoring System

Mari Grendahl	N	F	T16	13	17	30	7	14	0	14	1	44	1
Ryan Grendahl	V	M	T227	15	18	33	0	20	21	41	0	74	0
Chris Hahn	V	M	T29	21	22	43	1	22	25	47	25	90	25
Wyatt Hamann	V	M	T283	14	13	27	1	22	16	38	3	65	3
Jayden Hendershot	JV	M	T28	22	22	44	8	19	19	38	2	82	2
Lucas Hinojos	V	M	T278	13	17	30	0	19	17	36	0	66	0
Nikki Iken	N	F	12	15	14	29	1	17	0	17	5	46	5
Carson Kern	JV	M	T52	21	17	38	1	23	17	40	4	78	4
Dylan Kern	JV	M	T234	9	16	25	5	17	11	28	2	53	2
Drew Killian	V	M	T61	23	19	42	0	25	20	45	8	87	8
Nolan Killian	V	M	T76	21	23	44	2	20	22	42	10	86	10
Brayden Kleinke	N	M	T78	14	11	25	0	13	0	13	0	38	0
Jessica Langer	JV	F	T31	18	16	34	2	15	19	34	5	68	5
Jacob Manselle	V	M	T220	19	19	38	3	21	16	37	0	75	0
Zachary Meeks	JV	M	T154	16	17	33	5	22	13	35	0	68	0
Reid Miller	V	M	T101	19	21	40	0	23	21	44	2	84	2
Madyson Moats	N	F	1	19	18	37	6	22	0	22	10	59	10
Lleyten Pettit	V	M	T101	22	25	47	30	17	20	37	2	84	2
Dylan Phillips	V	M	T172	21	19	40	3	18	21	39	5	79	5
Emilee Riggle	JV	F	T24	12	20	32	3	23	16	39	3	71	3
Joey Schmitz	V	M	T201	19	21	40	1	15	22	37	1	77	1
Zach Shaw	JV	M										0	
Alex Snyder	V	M	T227	15	22	37	2	18	19	37	1	74	1

Blaine Snyder	JV	M	T28	19	22	41	0	20	21	41	12	82	12
Jezebel Snyder	JV	F	1	21	24	45	8	18	23	41	1	86	1
Austin Swenson	N	M	T38	12	14	26	0	19	0	19	1	45	1
Joshua Tabery	N	M	T21	18	15	33	0	17	0	17	2	50	2
Dylan Waln	JV	M	T200	18	16	34	1	16	12	28	0	62	0
Cordell Webb	JV	M	T95	18	20	38	4	19	17	36	1	74	1
Logan Wegscheid	V	M	T187	19	18	37	2	19	22	41	4	78	4
Kade Woods	N	M	T6	18	19	37	2	19	0	19	0	56	0
Target Count				46	46	92		46	36	82		174	

Team Totals





	Team Total	Team Rank	Team High Gun Male	Team High Gun Female
Novice	256	1	Kade Woods (56)	Madyson Moats (59)
Jr. Varsity	410	5	Matt Goeden (82)	Jezebel Snyder (86)
Varsity	451	5	Brady Adams (94)	Emily Astle (94)
Team Qualification	451	5		
























* Indicates athlete's ranking among his/her Classification and Gender























** Indicates longest run of hits in reverse order. Used as a tie-breaker if necessary. Not all reverse runs are recorded.

DNQ indicates that the team did not qualify for the specified classification. A minimum of 5 athletes is required to compete in team competitions.

Team: Wayzata High School

Athlete	Class	Gender	Rank*	Session 1 Score				Session 2 Score				Total	
				Rnd 1	Rnd 2	Sub-Total	Rev Run	Rnd 1	Rnd 2	Sub-Total	Rev Run	Total Score	Rev Run**
 Nick Balster	N	M	111	9	7	16	0	12	0	12	0	28	0
 Jaden Blake	N	M	T117	5	3	8	0	11	0	11	1	19	1
 Aaron Britz	V	M	T37	21	24	45	18	21	23	44	9	89	9
 Max Bunning	V	M	3	25	24	49	5	23	25	48	32	97	32

 Halle Campbell	N	F	T40	8	5	13	0	10	0	10	0	23	0
 Nicholas Carlson	N	M	T66	14	12	26	0	14	0	14	0	40	0
 Zach Clark	JV	M										0	
 Cole Emslie	V	M	T255	16	21	37	5	19	15	34	0	71	0
 Jackson Fazendin	V	M										0	
 Cameron Felt	N	M	T94	7	15	22	0	12	0	12	1	34	1
 Garrett Finn	V	M	T172	21	18	39	4	18	22	40	3	79	3
 Autumn Freng	V	F	T14	21	21	42	7	19	21	40	1	82	1
 Matthew Gardner	JV	M										0	
 Nick Hartl	N	M	T35	15	16	31	1	15	0	15	1	46	1
 Jackson Hay	V	M	T278	12	13	25	1	20	21	41	8	66	8
 Ben Hess	V	M	T135	12	23	35	7	24	23	47	19	82	19
 Jack Hockert	N	M	T117	5	6	11	1	8	0	8	0	19	0
 Benner Homan	JV	M										0	
 Nikolas Hutchinson	V	M	T44	20	24	44	6	21	23	44	2	88	2
 Daniel Johnson	JV	M	T66	19	19	38	4	20	19	39	1	77	1
 Alexander Knueppel	V	M	T61	21	23	44	9	20	23	43	16	87	16
 Griffin Markam	N	M	T89	12	12	24	0	11	0	11	1	35	1
 Ronan McCarthy	N	M	T86	13	12	25	1	11	0	11	0	36	0
 Carter McGill	V	M										0	
 Connor McGill	JV	M										0	
 Luke Meisinger	V	M	T20	21	23	44	16	24	24	48	7	92	7
 John Mendolia	JV	M	T52	18	24	42	4	19	17	36	8	78	8

 Dillion Messick	N	M											0	
 Kerri Mueller	V	F	T21	20	18	38	1	20	19	39	0	77	0	
 Connor Naumann	JV	M	243	9	15	24	0	14	12	26	0	50	0	
 Jack Nelson	N	M										0		
 Stephanie Petsilis	V	F	6	24	23	47	5	21	23	44	0	91	0	
 Lucas Rasmusson	N	M	T46	16	14	30	3	14	0	14	2	44	2	
 Jackson Reid	V	M	T172	18	22	40	0	21	18	39	2	79	2	
 Andrew Rhodes	V	M	T4	25	25	50	50	24	23	47	3	97	3	
 Megan Ringate	V	F	9	18	25	43	29	23	21	44	10	87	10	
 Johnny Schissel	V	M										0		
 Sam Schissel	JV	M	T4	22	20	42	6	22	24	46	16	88	16	
 Nathan Schultz	JV	M	T16	20	22	42	4	21	21	42	10	84	10	
 Jack Shoen	JV	M	T66	21	15	36	2	20	21	41	4	77	4	
 Nick Skallerud	N	M	T103	15	5	20	0	11	0	11	4	31	4	
 Michael Stetler	JV	M										0		
 Ahjay Stivland	V	M	T209	16	19	35	3	20	21	41	3	76	3	
 Jack Sueker	V	M	T44	22	24	46	0	20	22	42	7	88	7	
 Barrett Swenson	V	M	T29	24	23	47	9	22	21	43	2	90	2	
 Gunnar Wallinga	V	M	T265	18	18	36	2	17	17	34	1	70	1	
 Lucas Waskosky	V	M	T227	20	18	38	6	14	22	36	8	74	8	
 Samuel Winkel	V	M	T29	21	24	45	15	23	22	45	20	90	20	
 Nathan Ziemer	V	M	T44	24	24	48	19	20	20	40	4	88	4	
Target Count				39	39	78		39	28	67		145		

Team Totals














	Team Total	Team Rank	Team High Gun Male	Team High Gun Female
Novice	201	17	Nick Hartl (46)	Halle Campbell (23)
Jr. Varsity	404	8	Sam Schissel (88)	N/A
Varsity	467	3	Max Bunning (97)	Stephanie Petsilis (91)
Team Qualification	467	3		

* Indicates athlete's ranking among his/her Classification and Gender












** Indicates longest run of hits in reverse order. Used as a tie-breaker if necessary. Not all reverse runs are recorded.















DNQ indicates that the team did not qualify for the specified classification. A minimum of 5 athletes is required to compete in team competitions.

Team: White Bear Lake High School

Athlete	Class	Gender	Rank*	Session 1 Score				Session 2 Score				Total	
				Rnd 1	Rnd 2	Sub-Total	Rev Run	Rnd 1	Rnd 2	Sub-Total	Rev Run	Total Score	Rev Run**
 Ethan Anderson	V	M	T201	19	19	38	7	21	18	39	0	77	0
 Brady Ballis	JV	M	T157	18	15	33	1	16	18	34	0	67	0
 Logan Ballis	JV	M	T28	22	19	41	2	21	20	41	3	82	3
 Jack Baret	V	M										0	
 Austin Bauer	JV	M	T20	22	21	43	7	22	18	40	1	83	1
 Josh Bernin	V	M	T101	20	17	37	5	25	22	47	17	84	17
 Blake Berwald	JV	M	T20	20	22	42	1	19	22	41	3	83	3
 Ben Breuer	V	M	T172	19	20	39	2	19	21	40	7	79	7
 Blair Brisch	N	F	7	14	18	32	1	17	0	17	2	49	2
 David Brown	JV	M	T77	20	20	40	2	19	17	36	0	76	0
 Brandon Claassen	V	M	T101	23	17	40	7	22	22	44	5	84	5
 Alex DeLaRosa	JV	M	T95	19	18	37	7	17	20	37	2	74	2
 Tony DeLaRosa	JV	M	T244	15	15	30	0	10	9	19	0	49	0

USA Clay Target League Scoring System

 Zach Duncanson	V	M	T209	19	18	37	7	18	21	39	0	76	0
 Katie Earnest	N	F	T8	13	18	31	5	16	0	16	0	47	0
 Jimmy Ebert	V	M	T91	16	24	40	7	22	23	45	0	85	0
 Ashley Fettinger	JV	F	T4	17	22	39	10	21	20	41	2	80	2
 Dakota Gray	JV	M	T52	19	15	34	4	21	23	44	21	78	21
 Cody Hudson	JV	M	T170	17	20	37	2	17	12	29	0	66	0
 Sabrina Hudson	N	F	37	11	10	21	4	8	0	8	0	29	0
 Parker Jaques	JV	M	T145	18	14	32	0	22	15	37	0	69	0
 Paul Jurek	V	M	T123	17	18	35	0	24	24	48	8	83	8
 Jacob Krey	V	M	T91	17	23	40	0	23	22	45	0	85	0
 Michael Kruse	JV	M	T16	19	21	40	14	22	22	44	0	84	0
 Devin Lenz	JV	M	T130	16	19	35	4	17	19	36	0	71	0
 Cole Letourneau	V	M	T269	17	15	32	0	17	20	37	6	69	6
 Colton Lueck	JV	M	T213	13	11	24	0	17	19	36	4	60	4
 Aidan Lyons	N	M										0	
 Kyle Manders	V	M	T76	19	21	40	7	24	22	46	3	86	3
 Kyle Maxson	N	M	T50	15	11	26	0	17	0	17	0	43	0
 Anthony Montalbano	V	M										0	
 Jake Moran	N	M	T103	7	11	18	2	13	0	13	1	31	1
 Zach Nelson	JV	M	254	7	3	10	0	5	9	14	2	24	2
 Ashley Nordahl	JV	F	T33	10	19	29	5	18	20	38	3	67	3
 John Nyberg	V	M	T239	13	18	31	11	23	19	42	1	73	1
 Alexis Owens-Walton	N	F	T18	14	19	33	3	10	0	10	0	43	0

 Nick Person	V	M	T172	18	22	40	12	18	21	39	2	79	2
 Brianna Roe	N	F										0	
 Parker Rogers	JV	M										0	
 Pheenix Schaffer	JV	M	T228	17	14	31	0	12	13	25	0	56	0
 Addison Schroeder	V	M	T61	21	23	44	0	20	23	43	1	87	1
 Elijah Skramstad	N	M	T38	17	12	29	1	16	0	16	3	45	3
 Jake Spring	V	M	T101	19	20	39	6	24	21	45	2	84	2
 Brandon Stai	JV	M										0	
 Karl Stein	JV	M	T77	20	19	39	0	19	18	37	1	76	1
 Josh Suedbeck	JV	M	T130	16	19	35	6	18	18	36	0	71	0
 Austin Swanberg	V	M	T147	21	20	41	1	21	19	40	0	81	0
 Garrett Walczak	JV	M	T213	12	17	29	4	16	15	31	0	60	0
 Reed Wisgerhof	N	M	T46	15	11	26	0	18	0	18	1	44	1
 Nick Wolkerstorfer	N	M										0	
Target Count				43	43	86		43	35	78		164	

Team Totals

	Team Total	Team Rank	Team High Gun Male	Team High Gun Female
Novice	228	12	Elijah Skramstad (45)	Blair Brisch (49)
Jr. Varsity	412	4	Michael Kruse (84)	Ashley Fettinger (80)
Varsity	427	13	Addison Schroeder (87)	N/A
Team Qualification	427	13		

* Indicates athlete's ranking among his/her Classification and Gender

** Indicates longest run of hits in reverse order. Used as a tie-breaker if necessary. Not all reverse runs are recorded.

DNQ indicates that the team did not qualify for the specified classification. A minimum of 5 athletes is required to compete in team competitions.

Thank You to our Sponsors





Copyright © 2016 USA High School Clay Target League. All Rights Reserved.