



Search for team:

Search athlete last name:

OR

Tournament Date:

June 19, 2016 - Class 6A

Report:

Leaderboard - Overall

FINAL RESULTS

## LEADERBOARD - OVERALL

Standings below indicate current ranking until "FINAL RESULTS" are posted.

### High Gun - Novice - Male

Athlete Last Name	Athlete First Name	Team Name	Total Score	Rank	Reverse Run*
Grunst	Gage	Perham High School	62	1	
Kemna	Joe	Rogers High School	60	2	
Clark	Aaron	Perham High School	59	3	3

### High Gun - Novice - Female

Athlete Last Name	Athlete First Name	Team Name	Total Score	Rank	Reverse Run*
Nemmers	Allyson	Rosemount High School	58	1	9
Schmidt	Lexis	Rogers High School	58	2	8
Henderson	Shiloh	Perham High School	57	3	

### High Gun - Jr. Varsity - Male

Athlete Last Name	Athlete First Name	Team Name	Total Score	Rank	Reverse Run*
Ebnet	Brady	Buffalo High School	89	1	12
Sonnenberg	Matthew	Perham High School	89	2	7
Krueger	Darin	Chisago Lakes High School	88	3	5

## High Gun - Jr. Varsity - Female

Athlete Last Name	Athlete First Name	Team Name	Total Score	Rank	Reverse Run*
Swanson	Audrey	Perham High School	81	1	14
Padden	Ella	Totino-Grace High School	81	2	7
Kuchinski	Angela	Totino-Grace High School	81	3	3

## High Gun - Varsity - Male

Athlete Last Name	Athlete First Name	Team Name	Total Score	Rank	Reverse Run*
Todavich	Chase	Bemidji High School	99	1	60
Hanson	Kyle	Perham High School	99	2	48
Shariff	Tennessee	Elk River High School	98	3	

## High Gun - Varsity - Female

Athlete Last Name	Athlete First Name	Team Name	Total Score	Rank	Reverse Run*
Fritz	Shelby	Elk River High School	94	1	
Packer	Kiana	Champlin Park High School	93	2	
Bartges	Kelsey	Anoka High School	92	3	

## High Gun - OVERALL

Athlete Last Name	Athlete First Name	Team Name	Total Score	Rank	Reverse Run*
Todavich	Chase	Bemidji High School	99	1	60
Hanson	Kyle	Perham High School	99	2	48
Shariff	Tennessee	Elk River High School	98	3	

## TEAM TOTAL WINNERS

### Team Totals - Novice

Team Name	Team Total	Rank	High Gun
Perham High School	288	1	
Champlin Park High School	276	2	
Totino-Grace High School	260	3	

### Team Totals - Jr. Varsity

Team Name	Team Total	Rank	High Gun
Chisago Lakes High School	429	1	

Champlin Park High School	427	2	
Perham High School	424	3	

## Team Totals - Varsity

Team Name	Team Total	Rank	High Gun
Bemidji High School	476	1	
Elk River High School	465	2	98
Chaska-Chanhassen High School	465	3	95

## Team Totals - Overall

Team Name	Team Total	Rank	High Gun
Bemidji High School	476	1	
Elk River High School	465	2	98
Chaska-Chanhassen High School	465	3	95

■ Indicates teams qualifying for the State Tournament.

Thank You to our Sponsors



Minnesota Youth  
Shooting Foundation



**SCHEELS**

**MARK  
ZAUHAR**





Search for team:

Search athlete last name:

OR

Tournament Date:

Report:











June 19, 2016 - Class 6A
























Tournament Scoring Summary










FINAL RESULTS

# Tournament Scoring Summary

Team: Anoka High School

Athlete	Class	Gender	Rank*	Session 1 Score				Session 2 Score				Total	
				Rnd 1	Rnd 2	Sub-Total	Rev Run	Rnd 1	Rnd 2	Sub-Total	Rev Run	Total Score	Rev Run**
 Brian Adolfsen	JV	M										0	
 Matthew Alto	JV	M	T90	20	18	38	0	19	18	37	0	75	0
 Brandon Bailey	JV	M	T113	18	18	36	1	18	19	37	1	73	1
 Ethan Bailey	V	M	T229	21	14	35	0	16	20	36	1	71	1
 Jacob Ballensky	V	M	T77	22	23	45	1	20	22	42	6	87	6
 Kelsey Bartges	V	F	3	25	24	49	1	23	20	43	0	92	0
 Ben Blauert	JV	M	T90	19	18	37	0	18	20	38	3	75	3
 Lindsey Brotkowski	JV	F	T32	14	15	29	2	12	17	29	3	58	3
 Mason Bulthuis	V	M	T105	21	22	43	15	22	19	41	4	84	4
 Sean Callander	JV	M	T49	21	21	42	9	19	18	37	2	79	2
Ryan Davidson	N	M	T10	21	16	37	2	17	0	17	2	54	2

														
 Colton Donner	V	M	T98	21	24	45	23	20	20	40	3	85	3	
 Christa Eckhoff	JV	F	T6	12	22	34	4	21	20	41	1	75	1	
 Brandon Elliott	JV	M	T186	10	19	29	0	19	16	35	2	64	2	
 Trevor Elliott	JV	M	T186	16	14	30	1	16	18	34	7	64	7	
 Rachel Emmons	JV	F	T6	18	16	34	0	21	20	41	3	75	3	
 Jordan Fasching	V	M	T36	22	22	44	14	21	25	46	37	90	37	
 Tate Frauly	JV	M	T159	17	16	33	0	19	15	34	1	67	1	
 Hannah Hoekman	N	F	17	11	19	30	0	14	0	14	0	44	0	
 Cody Holmstrom	V	M	T126	21	18	39	4	19	24	43	9	82	9	
 Jack Johnston	V	M	T36	23	23	46	6	21	23	44	13	90	13	
 Samuel Johnston	V	M	T115	22	18	40	6	19	24	43	7	83	7	
 Lacy Lilleboe	JV	F	T32	14	16	30	1	14	14	28	1	58	1	
 Sean Meyer	V	M	T98	21	22	43	8	20	22	42	4	85	4	
 Haris Mulahasic	JV	M	T104	18	20	38	6	20	16	36	6	74	6	
 Alyssa Nash	N	F	T36	9	12	21	0	9	0	9	1	30	1	
 Brandon Orr	JV	M	T77	18	20	38	3	19	19	38	5	76	5	
 Grant Osman	JV	M	T153	16	19	35	7	18	15	33	0	68	0	
 Jacob Passe	JV	M	T206	20	15	35	1	20	6	26	0	61	0	
 Jesse Pehlke-Hanson	N	M	67	7	12	19	4	13	0	13	0	32	0	
 Mitch Petersen	V	M	T178	23	20	43	0	17	18	35	0	78	0	
 Ryan Pinewski	JV	M	T206	14	17	31	0	16	14	30	0	61	0	
 Tim Pinewski	V	M	T197	17	25	42	28	16	18	34	3	76	3	

 Kelby Prosper	JV	M											0	
 Tim Ross	JV	M	T14	23	21	44	9	22	19	41	4	85	4	
 Donald Rowell	JV	M	T5	23	22	45	8	21	21	42	6	87	6	
 Ashtyn Sundeen	JV	M	T217	15	12	27	0	16	17	33	0	60	0	
 April Teigen	JV	F	31	12	15	27	1	13	21	34	3	61	3	
 Brant Voit	V	M	T186	16	21	37	4	22	18	40	3	77	3	
 Samuel Wallace	JV	M	T55	20	18	38	4	20	20	40	1	78	1	
 Matthew Wess	JV	M	T178	14	16	30	1	18	17	35	0	65	0	
 Austin Wulf	JV	M	T124	18	15	33	0	22	17	39	1	72	1	
<b>Target Count</b>				40	40	80		40	36	76		156		

## Team Totals




	Team Total	Team Rank	Team High Gun Male	Team High Gun Female
<b>Novice</b>	DNQ	DNQ	Ryan Davidson (54)	Hannah Hoekman (44)
<b>Jr. Varsity</b>	405	7	Donald Rowell (87)	Christa Eckhoff (75)
<b>Varsity</b>	444	10	Jordan Fasching (90)	Kelsey Bartges (92)
<b>Team Qualification</b>	446	10		
























\* Indicates athlete's ranking among his/her Classification and Gender

\*\* Indicates longest run of hits in reverse order. Used as a tie-breaker if necessary. Not all reverse runs are recorded.










DNQ indicates that the team did not qualify for the specified classification. A minimum of 5 athletes is required to compete in team competitions.

## Team: Bemidji High School

Athlete	Class	Gender	Rank*	Session 1 Score				Session 2 Score				Total	
				Rnd 1	Rnd 2	Sub-Total	Rev Run	Rnd 1	Rnd 2	Sub-Total	Rev Run	Total Score	Rev Run**
 Nate Anderson	V	M										0	
 Hunter Bahl	V	M	T186	17	20	37	6	20	20	40	10	77	10
 Jack Balmer	JV	M										0	

 Kade Black	V	M	T105	23	22	45	3	20	19	39	10	84	10
 Codie Desrosier	JV	M	T229	16	14	30	4	14	13	27	0	57	0
 Shelby Ewert	JV	F	T8	16	22	38	2	18	18	36	0	74	0
 James Gaasvig	V	M	T197	18	18	36	10	20	20	40	1	76	1
 Nicholas Geiger	V	M	T26	22	22	44	19	24	23	47	18	91	18
 Yoel Gutierrez	V	M	T26	23	24	47	20	22	22	44	2	91	2
 Tanner Hammitt	V	M	T20	22	24	46	18	24	22	46	0	92	0
 Tate Hammitt	V	M	T62	20	24	44	16	22	22	44	3	88	3
 Alex Hasbargen	V	M	T36	23	23	46	13	23	21	44	2	90	2
 Asher Haubrich	V	M	T178	17	19	36	1	19	23	42	2	78	2
 Bryce Hendricks	V	M	T197	20	20	40	2	20	16	36	0	76	0
 Jaris Johnson	JV	F	T15	18	19	37	4	15	19	34	1	71	1
 Kiah Martinson	V	F	T12	24	19	43	1	22	19	41	7	84	7
 Tate Martinson	V	M	T234	19	17	36	0	17	17	34	0	70	0
 Corbin Miller	V	M	T186	18	23	41	11	17	19	36	0	77	0
 Samuel Mutnansky	N	M	77	8	7	15	1	9	0	9	1	24	1
 Billy Nelson	V	M	T186	21	20	41	5	16	20	36	6	77	6
 Matt Norgaard	V	M	T126	24	22	46	8	18	18	36	3	82	3
 Hannah Olson	JV	F	T25	20	14	34	4	19	14	33	0	67	0
 Logan Olson	N	M	T45	15	20	35	0	8	0	8	0	43	0
 Seth Perkins	V	M	T186	15	19	34	0	23	20	43	2	77	2
 Nick Peterson	V	M	4	23	25	48	37	24	25	49	43	97	43
 Ethen Pickett	V	M	T87	22	20	42	6	22	22	44	0	86	0



 Darren Roth	JV	M	T55	21	18	39	2	20	19	39	6	78	6
 Bryce Saiger	V	M	T26	22	20	42	10	24	25	49	46	91	46
 Thor Solien	V	M	T242	13	15	28	2	20	19	39	6	67	6
 Zachery Suther	V	M	T5	25	23	48	0	24	24	48	10	96	10
 Wyatt Tennyson	V	M	T20	23	23	46	17	22	24	46	17	92	17
 Chase Todavich	V	M	1	25	24	49	10	25	25	50	50	99	60
 Michael Trudeau	V	M	T98	21	22	43	7	23	19	42	2	85	2
 Kajia Vold	JV	F	T15	21	16	37	0	18	16	34	5	71	5
 Kelsey Vold	JV	F	T19	16	19	35	0	17	18	35	2	70	2
<b>Target Count</b>				33	33	66		33	31	64		130	

## Team Totals

	Team Total	Team Rank	Team High Gun Male	Team High Gun Female
<b>Novice</b>	DNQ	DNQ	Logan Olson (43)	N/A
<b>Jr. Varsity</b>	364	19	Darren Roth (78)	Shelby Ewert (74)
<b>Varsity</b>	476	1	Chase Todavich (99)	Kiah Martinson (84)
<b>Team Qualification</b>	476	1		

\* Indicates athlete's ranking among his/her Classification and Gender

\*\* Indicates longest run of hits in reverse order. Used as a tie-breaker if necessary. Not all reverse runs are recorded.

DNQ indicates that the team did not qualify for the specified classification. A minimum of 5 athletes is required to compete in team competitions.

## Team: Benson High School

Athlete	Class	Gender	Rank*	Session 1 Score				Session 2 Score				Total	
				Rnd 1	Rnd 2	Sub-Total	Rev Run	Rnd 1	Rnd 2	Sub-Total	Rev Run	Total Score	Rev Run**
Gunnar Abner	JV	M	T136	21	15	36	0	16	18	34	6	70	6
Mason Abner	N	M	T42	14	16	30	0	14	0	14	0	44	0
Megan Amundson	N	F	T19	13	14	27	2	15	0	15	3	42	3

## USA Clay Target League Scoring System

Brady Ascheman	N	M	T27	19	17	36	6	15	0	15	0	51	0
Max Benson	N	M	T42	16	16	32	2	12	0	12	2	44	2
Layton Connelly	JV	M	T35	18	19	37	7	21	23	44	3	81	3
Noah Denzer	N	M	76	7	8	15	0	11	0	11	0	26	0
Anne Dieter	N	F	35	9	14	23	0	8	0	8	0	31	0
Addison Doscher	N	M	T59	10	13	23	0	14	0	14	1	37	1
Zoe Doscher	N	F	T36	6	15	21	0	9	0	9	1	30	1
Grant Evenson	N	M	72	6	11	17	1	12	0	12	2	29	2
Matt Gandsey	JV	M	T104	17	18	35	2	20	19	39	5	74	5
Kali Geyer	N	F	10	14	15	29	2	19	0	19	4	48	4
Lane Geyer	V	M	T197	19	20	39	4	17	20	37	0	76	0
Justin Goossen	JV	M	T49	19	20	39	1	20	20	40	1	79	1
Matt Goossen	N	M	T27	19	17	36	2	15	0	15	9	51	9
Eric Goulet	N	M	T16	18	19	37	1	16	0	16	3	53	3
Colby Hogrefe	N	M	T70	8	13	21	3	9	0	9	0	30	0
Brenna Knutson	N	F	T45	5	8	13	1	12	0	12	0	25	0
Adam Koosmann	N	M	T63	12	14	26	2	9	0	9	3	35	3
Mitchell Koosmann	JV	M	T178	18	12	30	1	18	17	35	1	65	1
Jared Kurkosky	V	M	T154	21	21	42	12	19	19	38	1	80	1
Mackenzie Kurkosky	N	F	T33	9	11	20	4	13	0	13	3	33	3
Gavin Larson	N	M	T31	18	15	33	1	17	0	17	0	50	0
Dan Lenarz	JV	M	T104	16	19	35	4	18	21	39	9	74	9
Matt Lenarz	JV	M	T136	13	18	31	2	20	19	39	3	70	3

## USA Clay Target League Scoring System

Samuel Lenarz	N	M										0	
Carlie Lenz	N	F	T36	11	9	20	0	10	0	10	0	30	0
Gracie Lenz	N	F	T45	6	5	11	0	14	0	14	1	25	1
Devon Liles	V	M	T167	23	20	43	3	18	18	36	1	79	1
Hunter Mondor	V	M	T197	20	19	39	9	20	17	37	1	76	1
Michael Nagler	N	M	T38	15	14	29	0	16	0	16	4	45	4
Victoria Pagel	N	F	T30	9	16	25	0	11	0	11	4	36	4
Kyle Reese	N	M	T38	18	14	32	1	13	0	13	1	45	1
Danielle Reuss	N	F										0	
Kellen Schmidt	N	M	T42	14	15	29	2	15	0	15	3	44	3
Josh Sherod	JV	M	T159	19	18	37	0	15	15	30	0	67	0
Dylan Smith	N	M	T68	11	9	20	0	11	0	11	0	31	0
Jenna Smith	JV	F	T21	17	14	31	0	18	20	38	18	69	18
Lizzie Staton	N	F	T19	14	12	26	1	16	0	16	2	42	2
Nick Staton	JV	M	T68	17	20	37	9	20	20	40	1	77	1
Zack Staton	JV	M	T167	14	17	31	1	17	18	35	2	66	2
Alden Syltie	N	M	T56	15	12	27	0	11	0	11	0	38	0
Leah Thompson	N	F	42	9	10	19	3	9	0	9	0	28	0
Jasmine Tolifson	N	F	32	13	10	23	0	12	0	12	2	35	2
Matthew Tolifson	JV	M	T90	19	18	37	1	19	19	38	2	75	2
Ty Wersinger	JV	M	T217	14	16	30	0	15	15	30	0	60	0
Amy Zniwski	N	F	T43	10	8	18	0	9	0	9		27	
Zack Zonnabend	JV	M	T25	19	23	42	5	20	21	41	7	83	7

<b>Target Count</b>				47	47	94		47	18	65		159
---------------------	--	--	--	----	----	----	--	----	----	----	--	-----

## Team Totals













	Team Total	Team Rank	Team High Gun Male	Team High Gun Female
<b>Novice</b>	253	5	Eric Goulet (53)	Kali Geyer (48)
<b>Jr. Varsity</b>	395	10	Zack Zonnabend (83)	Jenna Smith (69)
<b>Varsity</b>	DNQ	DNQ	Jared Kurkosky (80)	N/A
<b>Team Qualification</b>	402	21		

\* Indicates athlete's ranking among his/her Classification and Gender
























\*\* Indicates longest run of hits in reverse order. Used as a tie-breaker if necessary. Not all reverse runs are recorded.














DNQ indicates that the team did not qualify for the specified classification. A minimum of 5 athletes is required to compete in team competitions.

## Team: Buffalo High School

Athlete	Class	Gender	Rank*	Session 1 Score				Session 2 Score				Total	
				Rnd 1	Rnd 2	Sub-Total	Rev Run	Rnd 1	Rnd 2	Sub-Total	Rev Run	Total Score	Rev Run**
 Zach Berg	V	M	T15	24	24	48	3	22	23	45	17	93	17
 Wyatt Bomstad	V	M	T15	23	24	47	0	24	22	46	2	93	2
 Jacob Christenson	V	M	T167	17	20	37	2	21	21	42	0	79	0
 Sean DeLorenzo	JV	M	T35	17	21	38	15	19	24	43	12	81	12
 Brady Ebnet	JV	M	1	21	22	43	15	23	23	46	12	89	12
 Brandie Evens	V	F	4	22	25	47	39	22	22	44	13	91	13
 Corben Evens	V	M	T87	22	21	43	0	22	21	43	2	86	2
 Kyle Ewer	N	M	T34	19	14	33	1	15	0	15	0	48	0
 Robert Fink	JV	M	T55	20	22	42	6	15	21	36	1	78	1
 Carter Friendshuh	V	M	T77	21	23	44	2	22	21	43	0	87	0
 Max Frost	JV	M	T235	17	10	27	0	15	13	28	0	55	0
 Nicole Gentry	JV	F	11	18	17	35	1	19	19	38	0	73	0

## USA Clay Target League Scoring System

 Riley Goeb	V	M	T77	22	21	43	1	23	21	44	0	87	0
 Andrew Grunwald	V	M	T15	23	24	47	8	22	24	46	19	93	19
 Joey Harvey	JV	M	T186	11	13	24	0	18	22	40	13	64	13
 Jordan Imes	JV	M	T42	22	18	40	0	20	20	40	1	80	1
 Hunter Jessen	V	M	T154	19	22	41	4	21	18	39	1	80	1
 Hannah Johnston	V	F	T9	20	21	41	5	22	22	44	7	85	7
 Kastle Kalamaha	JV	M	T5	23	24	47	9	17	23	40	14	87	14
 Dylan Kramer	JV	M	T186	11	21	32	3	17	15	32	2	64	2
 Austin Larson	V	M	T167	21	21	42	7	17	20	37	1	79	1
 Zach Lenz	V	M	T154	21	20	41	10	20	19	39	6	80	6
 Solomon Lusk	N	M	T10	20	15	35	1	19	0	19	3	54	3
 Michael Miller	V	M	T26	21	24	45	9	23	23	46	8	91	8
 Sarabeth Moore	N	F										0	
 Charlie Morain	JV	M	T225	12	15	27	1	16	15	31	0	58	0
 Mary Oehlke	JV	F	T8	17	20	37	2	16	21	37	0	74	0
 Ian Pappenfus	V	M	T229	15	15	30	0	20	21	41	2	71	2
 Kyle Pfeifer	JV	M	T178	16	15	31	0	18	16	34	0	65	0
 Cameron Potter	V	M	T20	24	23	47	17	22	23	45	1	92	1
 Luke Prestidge	V	M	T47	22	24	46	17	21	22	43	0	89	0
 David Putz	N	M	T6	18	20	38	1	18	0	18	0	56	0
 Megan Ratke	V	F	16	18	18	36	0	20	22	42	2	78	2
 Kaylee Reineccius	V	F	T7	22	23	45	1	21	20	41	3	86	3
 Ben Rodelius	V	M	T36	22	23	45	3	23	22	45	5	90	5

 Sawyer Sansevere	V	M	T105	21	21	42	0	23	19	42	2	84	2
 Kyle Schibonski	V	M	T47	22	22	44	6	25	20	45	3	89	3
 Kaden Serafini	N	M	T63	10	15	25	0	10	0	10	0	35	0
 Hunter Smith	V	M	T62	20	21	41	3	24	23	47	20	88	20
 Tanner Smith	JV	M	T77	20	19	39	2	17	20	37	0	76	0
 Spencer Thein	V	M	T167	22	18	40	2	18	21	39	4	79	4
 Andy Thingvold	JV	M	T35	17	21	38	8	22	21	43	1	81	1
 Tyler Veches	V	M	T36	22	22	44	7	21	25	46	28	90	28
 Masen Walker	JV	M										0	
 Eithan Warne	JV	M	T167	17	18	35	2	13	18	31	0	66	0
 Cole Warpula	JV	M	T129	20	17	37	1	20	14	34	1	71	1
 Cody Weber	V	M	T144	15	22	37	14	21	23	44	4	81	4
 Zach Wotrang	V	M	T144	22	16	38	0	21	22	43	7	81	7
<b>Target Count</b>				46	46	92		46	42	88		180	

## Team Totals

	Team Total	Team Rank	Team High Gun Male	Team High Gun Female
<b>Novice</b>	DNQ	DNQ	David Putz (56)	N/A
<b>Jr. Varsity</b>	418	4	Brady Ebnet (89)	Mary Oehlke (74)
<b>Varsity</b>	462	4	Zach Berg (93)	Brandie Evens (91)
<b>Team Qualification</b>	462	4		

\* Indicates athlete's ranking among his/her Classification and Gender

\*\* Indicates longest run of hits in reverse order. Used as a tie-breaker if necessary. Not all reverse runs are recorded.

DNQ indicates that the team did not qualify for the specified classification. A minimum of 5 athletes is required to compete in team competitions.

## Team: Champlin Park High School

				Session 1 Score	Session 2 Score	Total

Athlete	Class	Gender	Rank*	Rnd 1	Rnd 2	Sub-Total	Rev Run	Rnd 1	Rnd 2	Sub-Total	Rev Run	Total Score	Rev Run**
Caitlyn Anderson	N	F	T30	12	13	25	0	11	0	11	0	36	0
Samantha Anderson	N	F	5	17	16	33	1	21	0	21	4	54	4
Danny Armstrong	JV	M	T206	16	17	33	1	13	15	28	0	61	0
Taylor Bekken	JV	M	T124	16	15	31	0	21	20	41	3	72	3
Jake Bonasera	JV	M	T200	19	14	33	1	12	17	29	1	62	1
Katie Brewer	N	F	T40	11	8	19	0	10	0	10	2	29	2
Hunter Bruno	N	M	73	9	10	19	1	9	0	9	1	28	1
Nathan Buss	JV	M	T225	16	13	29	1	12	17	29	0	58	0
Tyler Cambell	JV	M	T77	22	19	41	3	17	18	35	6	76	6
Nick Catlett	JV	M	T25	20	21	41	0	22	20	42	7	83	7
Meaghan Czyson	JV	F	T29	18	16	34	0	16	14	30	1	64	1
Austin DeSchepper	JV	M	T124	14	19	33	2	19	20	39	3	72	3
Bailey Donovan	JV	M	T49	20	19	39	4	20	20	40	6	79	6
Ashton Engberg	N	M	T68	9	11	20	0	11	0	11	0	31	0
Garrett Evenson	JV	M	T90	19	18	37	1	18	20	38	2	75	2
Reed Fox	JV	M	T5	21	21	42	5	21	24	45	17	87	17
Jake Hempeck	JV	M	T10	20	22	42	7	23	21	44	2	86	2
Kyle Holland	JV	M	T136	21	18	39	1	16	15	31	2	70	2
Mitchell Keller	JV	M	T159	16	18	34	3	13	20	33	6	67	6
Kory Kyro	JV	M	T77	17	19	36	4	17	23	40	14	76	14
Kyle Kyro	N	M	T6	18	19	37	2	19	0	19	5	56	5
William Lagrange	N	M	T49	14	15	29	0	12	0	12	0	41	0

## USA Clay Target League Scoring System

Jake Lande	JV	M	T14	20	23	43	13	21	21	42	10	85	10
Max Larsen	N	M	T63	13	15	28	3	7	0	7	0	35	0
Ricky Larsen	N	M	T10	15	20	35	2	19	0	19	5	54	5
Lucas Lee	N	M	9	16	18	34	4	21	0	21	3	55	3
Luke Lindell	JV	M	T167	17	17	34	0	18	14	32	2	66	2
Brendan Lindgren	JV	M	T206	16	18	34	0	11	16	27	0	61	0
Dale Loomis	JV	M	T90	19	17	36	3	16	23	39	11	75	11
Jenna Loosbrock	N	F	T21	14	15	29	2	12	0	12	0	41	0
Riley Maahs	JV	M	T146	15	16	31	0	18	20	38	1	69	1
Tanner Mock	JV	M	T10	20	21	41	6	20	25	45	25	86	25
Jake Moe	V	M	T105	22	20	42	3	20	22	42	3	84	3
Graham Nelson	V	M	T62	21	23	44	2	23	21	44	0	88	0
Kiana Packer	V	F	2	24	23	47	8	23	23	46	8	93	8
Ryan Reichstadt	N	M	T70	14	8	22	0	8	0	8	5	30	5
Benjamin Reynolds	JV	M	T55	17	23	40	18	18	20	38	7	78	7
Joshua Reynolds	JV	M	T217	18	15	33	1	14	13	27	0	60	0
Kristin Schluter	N	F	T14	15	15	30	0	15	0	15	0	45	0
Travis Schluter	V	M	T234	19	23	42	1	16	12	28	0	70	0
Jack Steele	V	M	T167	20	20	40	1	18	21	39	15	79	15
Alex Tatley	N	M	T16	18	15	33	2	20	0	20	0	53	0
Kole Von Busch	JV	M	T178	16	17	33	1	15	17	32	0	65	0
Carter Wilson	JV	M	T167	17	17	34	3	19	13	32	5	66	5
Lukas Wilson	N	M	5	18	20	38	2	19	0	19	4	57	4



<b>Target Count</b>				45	45	90		45	30	75		165
---------------------	--	--	--	----	----	----	--	----	----	----	--	-----

## Team Totals













	Team Total	Team Rank	Team High Gun Male	Team High Gun Female
<b>Novice</b>	276	2	Lukas Wilson (57)	Samantha Anderson (54)
<b>Jr. Varsity</b>	427	2	Reed Fox (87)	Meaghan Czysen (64)
<b>Varsity</b>	414	16	Graham Nelson (88)	Kiana Packer (93)
<b>Team Qualification</b>	440	12		

\* Indicates athlete's ranking among his/her Classification and Gender
























\*\* Indicates longest run of hits in reverse order. Used as a tie-breaker if necessary. Not all reverse runs are recorded.

DNQ indicates that the team did not qualify for the specified classification. A minimum of 5 athletes is required to compete in team competitions.

## Team: Chaska-Chanhassen High School

Athlete	Class	Gender	Rank*	Session 1 Score				Session 2 Score				Total	
				Rnd 1	Rnd 2	Sub-Total	Rev Run	Rnd 1	Rnd 2	Sub-Total	Rev Run	Total Score	Rev Run**
 Jerrod Campbell	V	M	T215	20	17	37	0	18	19	37	5	74	5
 Connor Christianson	V	M	T144	20	18	38	3	20	23	43	2	81	2
 Michael Currie	JV	M	T136	14	17	31	0	17	22	39	8	70	8
 Grace Ewing	JV	F	T36	15	10	25	0	12	15	27	2	52	2
 Adam Galler	V	M	T8	24	24	48	20	24	23	47	2	95	2
 Blake Gestach	V	M	T8	24	23	47	1	24	24	48	0	95	0
 Dylan Gestach	V	M	T20	24	22	46	5	23	23	46	1	92	1
 Mason Gumbiner	V	M	T115	18	22	40	9	20	23	43	14	83	14
 Cole Hoffman	V	M	T20	24	23	47	8	21	24	45	3	92	3
 Noah Kersten	JV	M										0	
 Trent Kirchoff	V	M	T154	20	20	40	1	19	21	40	0	80	0
 Mitchell Lack	V	M	T87	22	21	43	2	21	22	43	1	86	1

## USA Clay Target League Scoring System

 Henry Laumbach	V	M	T154	19	19	38	9	20	22	42	6	80	6
 Matt Lenzen	JV	M	T225	11	15	26	2	17	15	32	3	58	3
 Linnea Lynum	V	F	17	15	18	33	5	14	20	34	4	67	4
 Zachery Maeyaert	V	M	T186	20	17	37	0	20	20	40	9	77	9
 Andrew Miller	V	M	T126	20	22	42	0	18	22	40	1	82	1
 Leah Olson	JV	F	T25	17	17	34	1	16	17	33	0	67	0
 Kathleen Peglow	JV	F	T21	15	19	34	2	20	15	35	0	69	0
 Jack Plant	V	M										0	
 Samuel Porthan	V	M	246	15	10	25	3	17	17	34	4	59	4
 Nicholas Rademacher	V	M	T77	21	22	43	0	21	23	44	17	87	17
 Karli Ryan	V	F	T5	23	23	46	18	21	23	44	6	90	6
 Katelyn Sampson	JV	F	T36	15	13	28	0	13	11	24	1	52	1
 Andrew Schmidt	JV	M										0	
 Greg Schoepp	JV	M	T55	20	22	42	11	19	17	36	0	78	0
 Colton Schrempp	V	M	T36	24	20	44	0	23	23	46	3	90	3
 Anders Severtson	V	M	T98	22	24	46	15	19	20	39	5	85	5
 Cole Shermock	V	M	T197	21	16	37	1	18	21	39	9	76	9
 Sam Swanson	JV	M	T206	14	12	26	2	19	16	35	2	61	2
 Jacob Vidmar	V	M	T115	22	21	43	0	21	19	40	6	83	6
 Rebekah Wiff	V	F	15	21	20	41	0	22	17	39	3	80	3
 Mckenzie Woods	V	F	19	10	16	26	1	13	12	25	1	51	1
 Blake Wosje	V	M	T215	19	18	37	1	19	18	37	1	74	1
 Nathan Yeager	V	M	T26	23	24	47	16	23	21	44	0	91	0

<b>Target Count</b>				32	32	64		32	32	64		128
---------------------	--	--	--	----	----	----	--	----	----	----	--	-----

## Team Totals













	Team Total	Team Rank	Team High Gun Male	Team High Gun Female
<b>Novice</b>	DNQ	DNQ	N/A	N/A
<b>Jr. Varsity</b>	345	20	Greg Schoepp (78)	Kathleen Peglow (69)
<b>Varsity</b>	465	3	Blake Gestach (95)	Karli Ryan (90)
<b>Team Qualification</b>	465	3		

\* Indicates athlete's ranking among his/her Classification and Gender


\*\* Indicates longest run of hits in reverse order. Used as a tie-breaker if necessary. Not all reverse runs are recorded.

DNQ indicates that the team did not qualify for the specified classification. A minimum of 5 athletes is required to compete in team competitions.

## Team: Chisago Lakes High School

Athlete	Class	Gender	Rank*	Session 1 Score				Session 2 Score				Total	
				Rnd 1	Rnd 2	Sub-Total	Rev Run	Rnd 1	Rnd 2	Sub-Total	Rev Run	Total Score	Rev Run**
 Devin Anderson	JV	M										0	
 Jared Benjamin	JV	M	T113	19	20	39	6	19	15	34	1	73	1
 Colin Cahill	V	M										0	
 Mason Charles	JV	M	T178	12	18	30	0	17	18	35	1	65	1
 Jared Davison	N	M										0	
 Adrian Drewlow	JV	M	T14	22	21	43	3	22	20	42	0	85	0
 Dawson Gall	V	M	T8	24	23	47	4	24	24	48	15	95	15
 Gabe Gaustad	V	M	T167	17	20	37	11	19	23	42	6	79	6
 Brendan Huffman	V	M	T87	21	21	42	5	23	21	44	4	86	4
 Andrew Johnson	JV	M	T186	19	19	38	8	13	13	26	3	64	3
 Cody Johnson	V	M	T47	23	21	44	5	24	21	45	1	89	1
 Evan Johnson	V	M	T197	18	21	39	0	19	18	37	6	76	6

## USA Clay Target League Scoring System

 Kevin Johnson	V	M	T47	19	22	41	2	24	24	48	9	89	9
 Tanner Johnson	JV	M	T30	22	19	41	3	19	22	41	10	82	10
 Jared Kamppi	JV	M	T129	15	18	33	4	19	19	38	0	71	0
 Donald Kapaun	JV	M	T20	21	22	43	8	22	19	41	1	84	1
 Logan Kelly	JV	M	T10	21	23	44	15	20	22	42	4	86	4
 Justin Klein	JV	M	T77	20	21	41	10	18	17	35	1	76	1
 Kevin Komro	JV	M	T49	22	19	41	0	19	19	38	3	79	3
 Max Krinke	JV	M	T10	20	23	43	3	21	22	43	11	86	11
 Darin Krueger	JV	M	3	21	23	44	9	22	22	44	5	88	5
 Jacob Laroue	JV	M										0	
 Brandon Monson	V	M	T144	18	22	40	15	22	19	41	5	81	5
 Carl Nephew	V	M	T105	24	20	44	1	17	23	40	6	84	6
 Kevin Nephew	JV	M	T49	18	23	41	18	18	20	38	10	79	10
 Shane Peterson	JV	M										0	
 Olivia Poeschl	N	F	T7	12	18	30	2	21	0	21	4	51	4
 Alicia Sandberg	N	F	11	14	15	29	0	18	0	18	1	47	1
 Tristan Schaefer	V	M	T87	19	23	42	17	23	21	44	2	86	2
 Ben Steward	JV	M										0	
 Raymond Thill	JV	M										0	
 Dustin Vodenka-Reed	JV	M	T159	18	13	31	2	20	16	36	0	67	0
 Stewart Weaver	V	M	T8	24	23	47	10	24	24	48	2	95	2
 Willow Weaver	JV	F	T21	18	18	36	3	16	17	33	0	69	0
<b>Target Count</b>				27	27	54		27	25	52		106	

## Team Totals














	Team Total	Team Rank	Team High Gun Male	Team High Gun Female
<b>Novice</b>	DNQ	DNQ	N/A	Olivia Poeschl (51)
<b>Jr. Varsity</b>	429	1	Darin Krueger (88)	Willow Weaver (69)
<b>Varsity</b>	454	8	Stewart Weaver (95)	N/A
<b>Team Qualification</b>	456	7		

\* Indicates athlete's ranking among his/her Classification and Gender



















\*\* Indicates longest run of hits in reverse order. Used as a tie-breaker if necessary. Not all reverse runs are recorded.

DNQ indicates that the team did not qualify for the specified classification. A minimum of 5 athletes is required to compete in team competitions.

## Team: Duluth East High School

Athlete	Class	Gender	Rank*	Session 1 Score				Session 2 Score				Total	
				Rnd 1	Rnd 2	Sub-Total	Rev Run	Rnd 1	Rnd 2	Sub-Total	Rev Run	Total Score	Rev Run**
 Christopher Aiken	JV	M	T243	9	15	24	0	15	13	28	0	52	0
 Micheal Beauregard	JV	M	T146	20	15	35	0	16	18	34	1	69	1
 Liam Bohlmann	V	M										0	
 Spencer Bubacz	JV	M	T167	15	14	29	0	15	22	37	1	66	1
 Dennis Campbell	JV	M	T77	20	17	37	0	18	21	39	8	76	8
 Andy Ellerman	V	M	T221	20	22	42	1	13	18	31	0	73	0
 Bren Elleson	N	M	48	17	16	33	4	9	0	9	2	42	2
 Destry Ewing	JV	M	T153	16	19	35	0	15	18	33	4	68	4
 Sam Hendrickson	JV	M	T153	18	21	39	0	15	14	29	4	68	4
 Aaron Hess	JV	M	T243	16	15	31	0	12	9	21	0	52	0
 Timothy Hoeksema	JV	M	T35	22	21	43	0	19	19	38	6	81	6
 Luke Jezierski	N	M	T34	13	17	30	1	18	0	18	1	48	1
 Tim Johnson	JV	M	T35	20	21	41	2	22	18	40	3	81	3

## USA Clay Target League Scoring System

 Kyle Michalick	V	M	T115	21	22	43	8	20	20	40	0	83	0
 Gabe Miller	N	M	37	13	15	28	0	18	0	18	6	46	6
 Jaydan Mueller	N	M	T56	14	15	29	2	9	0	9	1	38	1
 Ethan Neveau	N	M	T16	18	21	39	0	14	0	14	0	53	0
 Reed Patterson	V	M	T26	23	22	45	6	23	23	46	19	91	19
 Connor Pennings	V	M	245	14	14	28	0	17	16	33	0	61	0
 Erik Radke	JV	M	T136	17	18	35	1	19	16	35	1	70	1
 Nathan Radke	JV	M	T229	11	11	22	0	22	13	35	0	57	0
 Dan Reilly	JV	M	T178	15	16	31	4	17	17	34	3	65	3
 Ty Romans	V	M	T126	22	21	43	5	16	23	39	14	82	14
 Ben Roningen	JV	M										0	
 Bridger Shultz	N	M	4	21	18	39	2	20	0	20	1	59	1
 Kiyoshi Sudoh	JV	M	T222	13	19	32	3	12	15	27	1	59	1
 Dylan Waldriff	JV	M	T186	14	18	32	0	19	13	32	0	64	0
 Matthew Waldriff	JV	M	T249	17	5	22	0	11	15	26	4	48	4
 Alyssa Walli	N	F										0	
 John Welch	JV	M	T249	14	11	25	0	11	12	23	1	48	1
 Adam Wold	V	M	T154	17	20	37	3	21	22	43	7	80	7
<b>Target Count</b>				28	28	56		28	22	50		106	

## Team Totals

	Team Total	Team Rank	Team High Gun Male	Team High Gun Female
<b>Novice</b>	248	6	Bridger Shultz (59)	N/A
<b>Jr. Varsity</b>	377	16	Timothy Hoeksema (81)	N/A
<b>Varsity</b>	409	19	Reed Patterson (91)	N/A
<b>Team Qualification</b>	418	19		

\* Indicates athlete's ranking among his/her Classification and Gender

\*\* Indicates longest run of hits in reverse order. Used as a tie-breaker if necessary. Not all reverse runs are recorded.

DNQ indicates that the team did not qualify for the specified classification. A minimum of 5 athletes is required to compete in team competitions.

## Team: Elk River High School

Athlete	Class	Gender	Rank*	Session 1 Score				Session 2 Score				Total	
				Rnd 1	Rnd 2	Sub-Total	Rev Run	Rnd 1	Rnd 2	Sub-Total	Rev Run	Total Score	Rev Run**
<b>ER</b> Hunter Bengé	JV	M	T129	14	19	33	1	20	18	38	0	71	0
<b>ER</b> Carolyn Black	JV	F	T25	12	19	31	0	17	19	36	0	67	0
<b>ER</b> Cheyenne Black	N	F	26	12	15	27	3	12	0	12	0	39	0
<b>ER</b> Nick Breuer	V	M	T144	18	19	37	4	20	24	44	4	81	4
<b>ER</b> Chase Buchert	N	M	79	8	9	17	0	4	0	4	0	21	0
<b>ER</b> Zach Buchert	JV	M	T113	19	20	39	3	18	16	34	2	73	2
<b>ER</b> Kyle Carr	V	M	T178	19	20	39	0	20	19	39	5	78	5
<b>ER</b> Dylan Church	V	M	T13	23	24	47	3	23	24	47	7	94	7
<b>ER</b> John Dulmage	JV	M	T241	11	13	24	1	14	15	29	3	53	3
<b>ER</b> Colt Dusbabek	JV	M	T55	19	17	36	3	21	21	42	4	78	4
<b>ER</b> Nate Eng	N	M	T38	10	17	27	5	18	0	18	7	45	7
<b>ER</b> Blake Englund	N	M	T61	13	8	21	0	15	0	15	2	36	2
<b>ER</b> Andrew Fausone	V	M	T126	21	22	43	4	17	22	39	11	82	11
<b>ER</b> Shelby Fritz	V	F	1	25	25	50	50	21	23	44	11	94	11
<b>ER</b> Jason Frost	V	M	T242	17	15	32	0	17	18	35	0	67	0
<b>ER</b> Jake Goenner	V	M	T238	20	19	39	2	16	13	29	0	68	0
<b>ER</b> Tyler Hanson	JV	M	T42	23	23	46	5	18	16	34	0	80	0

<b>ER</b> Ander Hillebregt	V	M	T229	15	16	31	4	18	22	40	2	71	2
<b>ER</b> Spencer Hughes	V	M	T197	14	20	34	0	20	22	42	11	76	11
<b>ER</b> Jarret Kjeldahl	V	M	T197	18	20	38	6	19	19	38	1	76	1
<b>ER</b> Timothy Kocher	V	M	T167	20	21	41	1	16	22	38	6	79	6
<b>ER</b> John Krivich	JV	M										0	
<b>ER</b> Blake Lynch	JV	M	T55	22	16	38	2	19	21	40	7	78	7
<b>ER</b> Justin McDaniel	V	M	T98	21	21	42	7	21	22	43	0	85	0
<b>ER</b> Jordan Monson	JV	F	34	13	18	31	1	10	16	26	4	57	4
<b>ER</b> Emily Novotny	N	F	9	15	19	34	6	15	0	15	2	49	2
<b>ER</b> Logan Rademacher	V	M	T36	23	22	45	19	22	23	45	9	90	9
<b>ER</b> Logan Rodgers	V	M	T77	21	22	43	2	24	20	44	1	87	1
<b>ER</b> Timothy Schoenecker	JV	M	T206	19	16	35	1	13	13	26	0	61	0
<b>ER</b> Thomas Schulz	V	M	T236	19	16	35	0	16	18	34	3	69	3
<b>ER</b> Payton Shariff	N	F	18	14	17	31	0	12	0	12	0	43	0
<b>ER</b> Tennessee Shariff	V	M	3	25	24	49	21	24	25	49	32	98	32
<b>ER</b> Billy Sibliski	V	M	T126	21	19	40	3	22	20	42	5	82	5
<b>ER</b> Noah Swanson	V	M	T47	20	23	43	2	23	23	46	16	89	16
<b>ER</b> Connor Thompson	JV	M	T20	23	22	45	5	19	20	39	1	84	1
<b>ER</b> Tyler Thorson	V	M	T115	23	24	47	3	15	21	36	1	83	1
<b>ER</b> Jerrik Walker	V	M	T167	20	21	41	6	17	21	38	1	79	1
<b>ER</b> Hunter Wiczek	JV	M	T35	20	19	39	0	22	20	42	3	81	3
<b>ER</b> Michaela Wirz	JV	F	T29	13	19	32	5	15	17	32	5	64	5
<b>Target Count</b>				38	38	76		38	32	70		146	



## Team Totals

	Team Total	Team Rank	Team High Gun Male	Team High Gun Female
<b>Novice</b>	212	10	Nate Eng (45)	Emily Novotny (49)
<b>Jr. Varsity</b>	401	8	Connor Thompson (84)	Carolyn Black (67)
<b>Varsity</b>	465	2	Tennessee Shariff (98)	Shelby Fritz (94)
<b>Team Qualification</b>	465	2		

\* Indicates athlete's ranking among his/her Classification and Gender

\*\* Indicates longest run of hits in reverse order. Used as a tie-breaker if necessary. Not all reverse runs are recorded.

DNQ indicates that the team did not qualify for the specified classification. A minimum of 5 athletes is required to compete in team competitions.

## Team: Grand Rapids High School

Athlete	Class	Gender	Rank*	Session 1 Score				Session 2 Score				Total	
				Rnd 1	Rnd 2	Sub-Total	Rev Run	Rnd 1	Rnd 2	Sub-Total	Rev Run	Total Score	Rev Run**
Benjamin Alleman	V	M	T115	24	19	43	6	19	21	40	1	83	1
Derek Broberg	JV	M	T243	12	14	26	1	15	11	26	0	52	0
Jack Cannella	JV	M	T129	16	19	35	3	14	22	36	3	71	3
Tyler Curtiss	JV	M	T113	22	19	41	1	15	17	32	2	73	2
Nicholas Dumke	V	M	T126	16	18	34	0	24	24	48	15	82	15
Amanda Fideldy	JV	F	5	20	23	43	9	17	18	35	0	78	0
Dominic Floria	V	M	T47	20	24	44	0	24	21	45	1	89	1
Jake Gilhousen	JV	M	T159	14	19	33	3	18	16	34	0	67	0
Karl Haubrich	V	M	T126	23	21	44	10	19	19	38	4	82	4
Samantha Kubat	JV	F	T15	19	19	38	3	14	19	33	1	71	1
Delaney Nelson	JV	F	40	12	6	18	0	15	6	21	0	39	0
Mahrianna Nelson	JV	F	39	8	13	21	4	11	10	21	2	42	2
Dylan Owens	V	M	T126	19	21	40	0	22	20	42	7	82	7

Bradley Porter	V	M	T154	22	19	41	5	19	20	39	3	80	3
Wyatt Ritter	V	M										0	
Jacob Roberts	V	M	T186	23	16	39	0	19	19	38	9	77	9
Cody Schlader	JV	M	T30	21	21	42	5	20	20	40	6	82	6
Noah Schmoll	JV	M	T146	15	15	30	4	22	17	39	3	69	3
Jacob Smith	JV	M										0	
Joe Stroming	JV	M	T90	19	16	35	1	20	20	40	6	75	6
Siearra Teeples	JV	F	T15	19	18	37	0	17	17	34	0	71	0
Emmett Ward	JV	M	T206	11	18	29	4	16	16	32	0	61	0
Ethan Ward	JV	M	T222	18	15	33	0	16	10	26	0	59	0
Hayden Whirley	V	M	T62	24	22	46	6	21	21	42	10	88	10
Aaron Williams	JV	M	T30	20	20	40	2	21	21	42	3	82	3
<b>Target Count</b>				23	23	46		23	23	46		92	

## Team Totals

	Team Total	Team Rank	Team High Gun Male	Team High Gun Female
<b>Novice</b>	DNQ	DNQ	N/A	N/A
<b>Jr. Varsity</b>	390	13	Aaron Williams (82)	Amanda Fideldy (78)
<b>Varsity</b>	424	15	Dominic Floria (89)	N/A
<b>Team Qualification</b>	424	17		

\* Indicates athlete's ranking among his/her Classification and Gender

\*\* Indicates longest run of hits in reverse order. Used as a tie-breaker if necessary. Not all reverse runs are recorded.

DNQ indicates that the team did not qualify for the specified classification. A minimum of 5 athletes is required to compete in team competitions.

## Team: McGregor-Aitkin-Cromwell High School

Athlete	Class	Gender	Rank*	Session 1 Score				Session 2 Score				Total		
				Rnd 1	Rnd 2	Sub-Total	Rev Run	Rnd 1	Rnd 2	Sub-Total	Rev Run	Total Score	Rev Run**	

## USA Clay Target League Scoring System

David Aho	V	M	T36	23	24	47	4	21	22	43	0	90	0
Justin Aho	JV	M	T206	16	19	35	5	12	14	26	2	61	2
Jacob Aldrich	V	M	T47	21	23	44	7	22	23	45	2	89	2
Maciah Aldrich	JV	M	T55	21	17	38	6	20	20	40	6	78	6
Matt Antoine	V	M	T226	21	19	40	0	14	18	32	2	72	2
Nicholas Antoine	V	M	T197	19	18	37	4	16	23	39	6	76	6
Charles Arvidson	JV	M	T124	15	22	37	4	17	18	35	0	72	0
Griffin Bloom	JV	M	T206	15	18	33	2	13	15	28	3	61	3
Wyatt Carlson	V	M	T178	20	19	39	5	18	21	39	5	78	5
Jacob Espeseth	JV	M										0	
Carson Ford	JV	M	252	11	10	21	0	14	12	26	2	47	2
Aiden Garard	JV	M	T136	19	17	36	1	18	16	34	0	70	0
Joey Glunz	V	M	T186	22	19	41	0	17	19	36	1	77	1
Ashton Harmon	JV	M										0	
Matthew Holm	V	M	T238	16	15	31	1	20	17	37	0	68	0
Laine Horton	JV	M	T253	12	6	18	0	13	15	28	1	46	1
Tyler Horton	JV	M	T136	17	20	37	0	18	15	33	1	70	1
Spencer Jacobs	V	M	T186	17	23	40	11	19	18	37	0	77	0
Trey Johnson	JV	M										0	
Samuel Kemper	JV	M	T25	20	19	39	1	23	21	44	9	83	9
Harry Kruse Jr	JV	M	T167	14	22	36	13	13	17	30	1	66	1
Russell Lund	V	M	T47	21	22	43	1	22	24	46	17	89	17
Ben Muller	V	M	T221	20	15	35	2	20	18	38	0	73	0

Everett Olesen	JV	M										0	
Joseph Oliver	V	M	T221	17	21	38	15	18	17	35	0	73	0
Jackson Paquette	JV	M	T55	21	20	41	0	18	19	37	1	78	1
Marissa Phillips	JV	F	41	7	9	16	1	10	9	19	0	35	0
Trevon Pietz	JV	M	T186	18	15	33	1	15	16	31	1	64	1
Allison Rinta	V	F	T9	23	23	46	6	19	20	39	5	85	5
Jordon Rinta	JV	F	4	20	21	41	2	19	20	39	10	80	10
Kyle Root	V	M	T87	23	23	46	21	22	18	40	0	86	0
Nick Smith	V	M	T144	20	20	40	2	20	21	41	0	81	0
Devon Smithson	V	M	T197	19	21	40	0	15	21	36	2	76	2
Cedrek Sworski	JV	M	T90	22	19	41	10	17	17	34	3	75	3
Austin Teas	V	M	T154	19	19	38	0	21	21	42	13	80	13
Drake Warner	V	M	T178	22	20	42	10	17	19	36	8	78	8
Quinlan Warner	V	M	T105	21	22	43	1	18	23	41	6	84	6
Andrew Widseth	JV	M	T167	13	21	34	7	15	17	32	3	66	3
Cody Zebro	V	M	T229	20	19	39	2	16	16	32	1	71	1
<b>Target Count</b>				35	35	70		35	35	70		140	

## Team Totals













	Team Total	Team Rank	Team High Gun Male	Team High Gun Female
<b>Novice</b>	DNQ	DNQ	N/A	N/A
<b>Jr. Varsity</b>	394	12	Samuel Kemper (83)	Jordon Rinta (80)
<b>Varsity</b>	439	12	David Aho (90)	Allison Rinta (85)
<b>Team Qualification</b>	439	13		

\* Indicates athlete's ranking among his/her Classification and Gender

\*\* Indicates longest run of hits in reverse order. Used as a tie-breaker if necessary. Not all reverse runs are recorded.

DNQ indicates that the team did not qualify for the specified classification. A minimum of 5 athletes is required to compete in team competitions.

## Team: Mounds View High School

Athlete	Class	Gender	Rank*	Session 1 Score				Session 2 Score				Total	
				Rnd 1	Rnd 2	Sub-Total	Rev Run	Rnd 1	Rnd 2	Sub-Total	Rev Run	Total Score	Rev Run**
 Isaac Angaran	JV	M	T153	19	17	36	1	15	17	32	2	68	2
 Jack Hegle	V	M	T26	23	25	48	38	24	19	43	3	91	3
 Amy Helgeson	JV	F										0	
 John Helgeson	JV	M	T206	14	18	32	0	15	14	29	0	61	0
 Patrick Jefferis	V	M	T212	19	21	40	5	17	18	35	2	75	2
 Elliott Kelsey	JV	M	T186	15	16	31	0	13	20	33	4	64	4
 David Koehler	V	M	T47	20	24	44	17	22	23	45	3	89	3
 Matthew Kubiak	V	M	T47	22	24	46	20	19	24	43	2	89	2
 Michael Kuehn	JV	M	T55	18	18	36	3	20	22	42	4	78	4
 Matthew Laursen	V	M	T62	21	23	44	6	24	20	44	2	88	2
 Michael Morey	JV	M	T159	16	19	35	4	16	16	32	0	67	0
 Andrew Steichen	JV	M	T153	19	17	36	1	14	18	32	2	68	2
<b>Target Count</b>				11	11	22		11	11	22		44	

## Team Totals



	Team Total	Team Rank	Team High Gun Male	Team High Gun Female
<b>Novice</b>	DNQ	DNQ	N/A	N/A
<b>Jr. Varsity</b>	345	21	Michael Kuehn (78)	N/A
<b>Varsity</b>	432	13	Jack Hegle (91)	N/A
<b>Team Qualification</b>	435	14		

\* Indicates athlete's ranking among his/her Classification and Gender

\*\* Indicates longest run of hits in reverse order. Used as a tie-breaker if necessary. Not all reverse runs are recorded.

DNQ indicates that the team did not qualify for the specified classification. A minimum of 5 athletes is required to compete in team competitions.

## Team: North Lakes Academy

Athlete	Class	Gender	Rank*	Session 1 Score				Session 2 Score				Total	
				Rnd 1	Rnd 2	Sub-Total	Rev Run	Rnd 1	Rnd 2	Sub-Total	Rev Run	Total Score	Rev Run**
 Anna Niles	N	F	T21	13	12	25	0	16	0	16	2	41	2
 Luke Scharenbroch	V	M	T144	23	19	42	8	20	19	39	3	81	3
<b>Target Count</b>				2	2	4		2	1	3		7	

## Team Totals

	Team Total	Team Rank	Team High Gun Male	Team High Gun Female
<b>Novice</b>	DNQ	DNQ	N/A	Anna Niles (41)
<b>Jr. Varsity</b>	DNQ	DNQ	N/A	N/A
<b>Varsity</b>	DNQ	DNQ	Luke Scharenbroch (81)	N/A
<b>Team Qualification</b>	DNQ	DNQ		

\* Indicates athlete's ranking among his/her Classification and Gender

\*\* Indicates longest run of hits in reverse order. Used as a tie-breaker if necessary. Not all reverse runs are recorded.

DNQ indicates that the team did not qualify for the specified classification. A minimum of 5 athletes is required to compete in team competitions.

## Team: Perham High School

Athlete	Class	Gender	Rank*	Session 1 Score				Session 2 Score				Total	
				Rnd 1	Rnd 2	Sub-Total	Rev Run	Rnd 1	Rnd 2	Sub-Total	Rev Run	Total Score	Rev Run**
Jordon Bade	N	M	T27	17	15	32	0	19	0	19	0	51	0
Skyler Botsford	JV	M	T104	16	17	33	3	22	19	41	1	74	1
Aaron Clark	N	M	3	20	18	38	2	21	0	21	3	59	3
Colton Ditterich	JV	M	T42	21	22	43	9	20	17	37	1	80	1
Hunter Ditterich	N	M	T6	19	20	39	5	17	0	17	4	56	4
Riley Doll	JV	M	T14	20	20	40	0	23	22	45	4	85	4
Jonathan Enamorado	V	M	T47	23	22	45	2	24	20	44	2	89	2

Domonic Erdman	N	M	T16	14	18	32	4	21	0	21	5	53	5
Quentin Frohling	N	M	T51	15	15	30	4	10	0	10	1	40	1
Gage Grunst	N	M	1	24	20	44	1	18	0	18	1	62	1
Dayton Hammers	V	M	T77	21	22	43	6	23	21	44	6	87	6
Kyle Hanson	V	M	2	25	25	50	50	24	25	49	48	99	48
Shiloh Henderson	N	F	3	17	20	37	0	20	0	20	0	57	0
Tucker Henderson	N	M	T10	14	19	33	6	21	0	21	4	54	4
Ashley Hokanson	N	F										0	
Austin Jacobson	JV	M	T42	22	18	40	4	22	18	40	0	80	0
Seth Johnson	JV	M	T30	21	23	44	3	20	18	38	1	82	1
Dawson Kellogg	JV	M	T146	14	19	33	1	18	18	36	8	69	8
Hayden Kjelshus	V	M	T215	18	17	35	0	22	17	39	1	74	1
Rowdie Lindquist	JV	M	T77	17	21	38	10	19	19	38	3	76	3
Britney Loerzel	N	F	53	2	3	5	0	2	0	2	0	7	0
Andrew Lubitz	JV	M	T68	21	19	40	5	18	19	37	2	77	2
Brett Lueders	N	M	T23	14	17	31	4	21	0	21	7	52	7
Jacob McAllister	N	M	T23	19	19	38	2	14	0	14	0	52	0
Jack Mensing	JV	M	T167	21	17	38	0	13	15	28	1	66	1
Benny Minten	JV	M	T186	13	18	31	3	12	21	33	4	64	4
William Minten	V	M	T62	24	22	46	1	22	20	42	11	88	11
Seth Morin	JV	M	T5	20	21	41	0	21	25	46	25	87	25
Madison Olson	N	F	25	10	16	26	0	14	0	14	0	40	0

Savanna Olson	N	F	T7	16	19	35	2	16	0	16	1	51	1
Stella Raser	N	F	T21	10	17	27	8	14	0	14	2	41	2
Tanner Rastedt	V	M	T15	23	22	45	6	23	25	48	31	93	31
Brogan Schmidt	N	M	T56	14	11	25	1	13	0	13	0	38	0
Crisavy Seeman	N	F	T43	11	10	21	1	6	0	6	2	27	2
Matthew Sonnenberg	JV	M	2	20	24	44	11	22	23	45	7	89	7
Gunner Starzl	N	M	T16	20	17	37	0	16	0	16	1	53	1
Audrey Swanson	JV	F	1	17	23	40	8	18	23	41	14	81	14
Isaac Van Watermulen	JV	M	T104	20	20	40	4	17	17	34	1	74	1
Gina Von Ruden	JV	F	T25	12	17	29	0	20	18	38	1	67	1
Colby Vroman	V	M	T62	19	21	40	3	25	23	48	9	88	9
Wesley Vroman	V	M	T62	22	24	46	13	21	21	42	1	88	1
<b>Target Count</b>				40	40	80		40	23	63		143	

## Team Totals

	Team Total	Team Rank	Team High Gun Male	Team High Gun Female
<b>Novice</b>	288	1	Gage Grunst (62)	Shiloh Henderson (57)
<b>Jr. Varsity</b>	424	3	Matthew Sonnenberg (89)	Audrey Swanson (81)
<b>Varsity</b>	457	6	Kyle Hanson (99)	N/A
<b>Team Qualification</b>	458	6		

\* Indicates athlete's ranking among his/her Classification and Gender

\*\* Indicates longest run of hits in reverse order. Used as a tie-breaker if necessary. Not all reverse runs are recorded.

DNQ indicates that the team did not qualify for the specified classification. A minimum of 5 athletes is required to compete in team competitions.

## Team: Pine Island High School

Athlete	Class	Gender	Rank*	Session 1 Score				Session 2 Score				Total		
				Rnd 1	Rnd 2	Sub-Total	Rev Run	Rnd 1	Rnd 2	Sub-Total	Rev Run	Total Score	Rev Run**	



 Hunter Jackson	JV	M	T129	16	20	36	6	10	25	35	0	71	0
 Hunter Shelstad	JV	M	T253	7	13	20	0	14	12	26	2	46	2
 Austin Sinning	V	M	T126	20	21	41	3	21	20	41	0	82	0
 Riley Smith	V	M	T212	23	20	43	0	18	14	32	2	75	2
<b>Target Count</b>				4	4	8		4	4	8		16	

## Team Totals









	Team Total	Team Rank	Team High Gun Male	Team High Gun Female
<b>Novice</b>	DNQ	DNQ	N/A	N/A
<b>Jr. Varsity</b>	DNQ	DNQ	Hunter Jackson (71)	N/A
<b>Varsity</b>	DNQ	DNQ	Austin Sinning (82)	N/A
<b>Team Qualification</b>	DNQ	DNQ		

\* Indicates athlete's ranking among his/her Classification and Gender





















\*\* Indicates longest run of hits in reverse order. Used as a tie-breaker if necessary. Not all reverse runs are recorded.










DNQ indicates that the team did not qualify for the specified classification. A minimum of 5 athletes is required to compete in team competitions.

## Team: Princeton High School

Athlete	Class	Gender	Rank*	Session 1 Score				Session 2 Score				Total	
				Rnd 1	Rnd 2	Sub-Total	Rev Run	Rnd 1	Rnd 2	Sub-Total	Rev Run	Total Score	Rev Run**
 Cole Akemann	V	M	T154	19	20	39	8	20	21	41	2	80	2
 Hunter Bryant	V	M										0	
 Noah Cooper	JV	M	T104	15	20	35	0	20	19	39	1	74	1
 Lige (Brandon) Crawford	N	M	T38	20	10	30	1	15	0	15	1	45	1
 Elijah Erickson	JV	M	T238	14	13	27	3	16	11	27	1	54	1
 Austin Esperum	N	M	T53	15	11	26	0	13	0	13	0	39	0
 Scott Furman	V	M	T62	21	21	42	0	24	22	46	2	88	2
 Taylor Given	JV	M	T104	17	18	35	0	18	21	39	5	74	5

## USA Clay Target League Scoring System

 Jordan Grabow	JV	M											0	
 Chase Haider	JV	M	T200	14	14	28	6	15	19	34	0	62	0	
 Reed Hamers	V	M	T62	24	22	46	0	22	20	42	4	88	4	
 Reyden Hamers	JV	M	T77	18	20	38	7	21	17	38	1	76	1	
 Peter Hanson	V	M	T115	21	16	37	2	23	23	46	2	83	2	
 Cole Hauer	N	M	T59	12	13	25	3	12	0	12	0	37	0	
 Matt Hofstad	V	M	T126	22	21	43	8	19	20	39	3	82	3	
 Dylan Hoobler	JV	M	T146	14	19	33	1	19	17	36	0	69	0	
 Sarah Hoobler	V	F	14	20	24	44	6	16	22	38	13	82	13	
 Levi Hume	N	M	T45	10	18	28	0	15	0	15	0	43	0	
 Corey Karst	V	M	T238	14	18	32	2	18	18	36	0	68	0	
 Dylan Leiding	V	M	T197	18	19	37	5	17	22	39	9	76	9	
 Joshua Leiding	JV	M	T146	15	19	34	0	13	22	35	1	69	1	
 Weston Leverty	V	M										0		
 Hugh Lubenow	JV	M	T146	15	19	34	5	17	18	35	0	69	0	
 David Mach	V	M	T144	20	23	43	2	20	18	38	5	81	5	
 Charlotte Murphy	N	F	T21	16	15	31	1	10	0	10	1	41	1	
 Michael Murphy	V	M	T126	21	21	42	3	22	18	40	11	82	11	
 Trevor Nyberg	V	M	T186	19	20	39	0	21	17	38	1	77	1	
 Gavin Peterson	JV	M	T55	19	19	38	8	20	20	40	11	78	11	
 Randall Peterson	V	M	T62	22	21	43	11	23	22	45	17	88	17	
 Natalie Pracht	N	F	T45	9	7	16	0	9	0	9	0	25	0	
 David Putnam	V	M										0		

 Alyssa Schmaedeka	V	F	T9	22	22	44	10	18	23	41	3	85	3
 Adam Staff	JV	M	T178	17	15	32	0	17	16	33	1	65	1
 Blake Struthers	V	M	T13	22	25	47	28	24	23	47	1	94	1
 Hailey Struthers	N	F	T14	15	16	31	0	14	0	14	0	45	0
 Arielle Vanderbeek	N	F	T45	6	11	17	3	8	0	8	1	25	1
 Jc Westling	V	M	T105	22	20	42	3	21	21	42	6	84	6
 Nathan Wright	N	M	T61	13	13	26	0	10	0	10	0	36	0
 Alexander Young	N	M	T16	20	17	37	0	16	0	16	0	53	0
 Joshua Young	V	M	T126	19	21	40	8	19	23	42	2	82	2
<b>Target Count</b>				36	36	72		36	26	62		134	

## Team Totals




	Team Total	Team Rank	Team High Gun Male	Team High Gun Female
<b>Novice</b>	227	8	Alexander Young (53)	Hailey Struthers (45)
<b>Jr. Varsity</b>	371	17	Gavin Peterson (78)	N/A
<b>Varsity</b>	443	11	Blake Struthers (94)	Alyssa Schmaedeka (85)
<b>Team Qualification</b>	443	11		

\* Indicates athlete's ranking among his/her Classification and Gender






















\*\* Indicates longest run of hits in reverse order. Used as a tie-breaker if necessary. Not all reverse runs are recorded.




DNQ indicates that the team did not qualify for the specified classification. A minimum of 5 athletes is required to compete in team competitions.

## Team: Robbinsdale Armstrong High School

Athlete	Class	Gender	Rank*	Session 1 Score				Session 2 Score				Total	
				Rnd 1	Rnd 2	Sub-Total	Rev Run	Rnd 1	Rnd 2	Sub-Total	Rev Run	Total Score	Rev Run**
 Bradley Bennett	V	M	244	19	21	40	0	14	11	25	0	65	0
 Matthew Brown	V	M	T62	22	21	43	6	22	23	45	0	88	0
 Sarah Brown	N	F	T14	14	14	28	2	17	0	17	3	45	3

## USA Clay Target League Scoring System

 Andrew Caruthers	N	M	T10	14	23	37	0	17	0	17	0	54	0
 Nick Dammen	JV	M	T90	22	20	42	0	19	14	33	0	75	0
 Tommy Eickelberg	JV	M	T159	17	16	33	0	18	16	34	0	67	0
 Elizabeth Horn	N	F	T45	8	3	11	0	14	0	14	0	25	0
 William Krey	JV	M	T113	17	16	33	0	20	20	40	2	73	2
 Jeremy Lewis	JV	M	T235	19	12	31	0	10	14	24	0	55	0
 Joshua Lewis	V	M	T167	22	17	39	3	18	22	40	6	79	6
 Brendan Mayer	N	M	T51	13	12	25	1	15	0	15	3	40	3
 Jack Olson	JV	M	247	10	14	24	0	12	14	26	0	50	0
 Peter Olson	JV	M	T238	13	16	29	0	13	12	25	2	54	2
 Alec Pegg	V	M	T105	18	21	39	3	23	22	45	0	84	0
 Jack Petersen	N	M	T53	12	15	27	0	12	0	12	1	39	1
 Beck Petrie	JV	M	T68	18	21	39	4	18	20	38	2	77	2
 Alex Roen	N	M	T74	8	10	18	0	9	0	9	0	27	0
 Austin Sands	JV	M	T68	20	20	40	1	18	19	37	6	77	6
 Andrew Schmaltz	V	M	T87	23	21	44	1	21	21	42	2	86	2
 Austin Schoenberg	V	M	T105	24	21	45	1	17	22	39	11	84	11
 Sydney Skoglund	N	F	T12	9	17	26	0	20	0	20	6	46	6
 Nic Soper	V	M	T221	18	18	36	0	16	21	37	0	73	0
 Jake Sorensen	V	M	T167	19	19	38	0	21	20	41	0	79	0
 Sophia Sorensen	N	F	T12	16	17	33	5	13	0	13	0	46	0
 Nicklaus Trump	V	M	T62	21	23	44	16	22	22	44	9	88	9
 Jamie Waltzing	N	F	6	16	20	36	1	16	0	16	1	52	1

 Samantha Weiss	N	F	T28	12	15	27	4	10	0	10	1	37	1
 Matt Wittmer	V	M	T105	19	20	39	5	25	20	45	0	84	0
 Mike Wittmer	V	M	T87	22	24	46	19	21	19	40	13	86	13
<b>Target Count</b>				29	29	58		29	19	48		106	

## Team Totals










	Team Total	Team Rank	Team High Gun Male	Team High Gun Female
<b>Novice</b>	243	7	Andrew Caruthers (54)	Jamie Waltzing (52)
<b>Jr. Varsity</b>	369	18	Beck Petrie (77)	N/A
<b>Varsity</b>	432	14	Nicklaus Trump (88)	N/A
<b>Team Qualification</b>	432	15		
























\* Indicates athlete's ranking among his/her Classification and Gender









\*\* Indicates longest run of hits in reverse order. Used as a tie-breaker if necessary. Not all reverse runs are recorded.

DNQ indicates that the team did not qualify for the specified classification. A minimum of 5 athletes is required to compete in team competitions.

## Team: Rockford High School

Athlete	Class	Gender	Rank*	Session 1 Score				Session 2 Score				Total	
				Rnd 1	Rnd 2	Sub-Total	Rev Run	Rnd 1	Rnd 2	Sub-Total	Rev Run	Total Score	Rev Run**
 Nathan Aarsvold	V	M	T8	23	25	48	35	23	24	47	23	95	23
 Beau Ayers	JV	M	T136	18	15	33	0	16	21	37	0	70	0
 Chance Behne	JV	M	T222	20	13	33	1	12	14	26	2	59	2
 Spencer Beise	V	M	T98	19	23	42	12	21	22	43	0	85	0
 Cole Belanger	JV	M	T198	20	23	43	16	20	0	20	2	63	2
 Mitchell Bemenderfer	V	M	T215	19	20	39	3	16	19	35	3	74	3
 Finn Beste	V	M	T115	23	23	46	19	19	18	37	2	83	2
 Jack Bryngelson	JV	M	T167	13	19	32	0	18	16	34	2	66	2
 Dustin Desens	JV	M	T167	16	15	31	0	15	20	35	10	66	10

 Makayla Desens	JV	F	T8	17	19	36	0	19	19	38	1	74	1
 Logan Dobbelaire	JV	M	T30	20	21	41	5	21	20	41	6	82	6
 Elise Doboszanski	JV	F	T12	16	18	34	6	18	20	38	2	72	2
 Sam Doboszanski	V	M	T47	25	20	45	0	22	22	44	1	89	1
 Hunter Ehlers	JV	M	T113	15	21	36	15	17	20	37	0	73	0
 Ryan Fleischhacker	JV	M	T129	16	16	32	0	19	20	39	9	71	9
 Tucker Friedrich	V	M	T126	22	21	43	6	18	21	39	12	82	12
 Nick Grates	V	M	T77	25	19	44	2	20	23	43	10	87	10
 Jackson Hellman	JV	M	T90	20	20	40	3	15	20	35	2	75	2
 Jonathan Hill	JV	M	T68	19	19	38	0	22	17	39	0	77	0
 Thomas Hill	JV	M	T42	17	22	39	21	23	18	41	2	80	2
 Jonathan Hohenstein	JV	M	T14	21	21	42	5	21	22	43	6	85	6
 Chase Jordet	JV	M	248	16	9	25	2	13	11	24	0	49	0
 Nathan Jorgenson	JV	M	T20	20	22	42	5	23	19	42	2	84	2
 Drew Kissner	JV	M	T20	19	21	40	1	22	22	44	10	84	10
 Jameson Klawitter	JV	M	T113	19	18	37	3	18	18	36	3	73	3
 Loraff Kylie	JV	F	42	4	6	10	0	3	7	10	0	20	0
 Sam Larsen	V	M	T87	22	21	43	6	20	23	43	2	86	2
 Brady Mercil	JV	M	T200	17	19	36	0	14	12	26	3	62	3
 Chance Palmer	V	M	T62	23	22	45	11	20	23	43	9	88	9
 Hawkin Petron	JV	M	T68	19	19	38	0	20	19	39	11	77	11
 Hunter Petron	V	M	T5	25	22	47	1	24	25	49	39	96	39
 Paige Rhode	JV	F	T12	15	19	34	5	19	19	38	2	72	2

 Jake Schmitz	JV	M	T42	19	21	40	1	19	21	40	0	80	0
 Peter Schulte	V	M	T154	22	19	41	4	19	20	39	14	80	14
 Nick Selly	V	M	T26	22	22	44	0	25	22	47	2	91	2
 Dakotah Syverson	V	M	T154	18	21	39	0	20	21	41	0	80	0
 Deven Syverson	JV	M	T225	14	16	30	2	12	16	28	0	58	0
 Taylor Tody	JV	F	35	8	13	21	0	16	17	33	0	54	0
 Karly Vogel	JV	F	T21	16	18	34	4	18	17	35	0	69	0
 Kyle Vogel	JV	M	T136	17	16	33	6	18	19	37	2	70	2
<b>Target Count</b>				40	40	80		40	39	79		159	

## Team Totals





	Team Total	Team Rank	Team High Gun Male	Team High Gun Female
<b>Novice</b>	DNQ	DNQ	N/A	N/A
<b>Jr. Varsity</b>	415	5	Jonathan Hohenstein (85)	Makayla Desens (74)
<b>Varsity</b>	459	5	Hunter Petron (96)	N/A
<b>Team Qualification</b>	459	5		

\* Indicates athlete's ranking among his/her Classification and Gender
























\*\* Indicates longest run of hits in reverse order. Used as a tie-breaker if necessary. Not all reverse runs are recorded.

DNQ indicates that the team did not qualify for the specified classification. A minimum of 5 athletes is required to compete in team competitions.

## Team: Rogers High School
























Athlete	Class	Gender	Rank*	Session 1 Score				Session 2 Score				Total	
				Rnd 1	Rnd 2	Sub-Total	Rev Run	Rnd 1	Rnd 2	Sub-Total	Rev Run	Total Score	Rev Run**
 Brittany Anderson	V	F	T5	19	23	42	14	24	24	48	14	90	14
 Lance Anderson	V	M	T98	21	23	44	13	24	17	41	2	85	2
 Wyatt Bloom	JV	M	T198	15	15	30	1	15	18	33	2	63	2
 Jacob Boyd	V	M	T36	23	23	46	15	22	22	44	5	90	5



## USA Clay Target League Scoring System

 Ryan Catton	JV	M	T20	21	21	42	5	21	21	42	8	84	8
 Zack Coins	V	M	T126	19	22	41	3	22	19	41	0	82	0
 Sam Dahl	V	M	T126	19	18	37	1	22	23	45	0	82	0
 Matt Dehn	V	M										0	
 Jared Dotterer	V	M										0	
 Jackson Eggers	N	M	T31	19	14	33	0	17	0	17	1	50	1
 Jon Eiden	V	M	T221	21	19	40	1	12	21	33	5	73	5
 Grant Ellingson	JV	M	256	17	3	20	0	6	5	11	1	31	1
 Madison Erickson	V	F	18	15	15	30	0	11	12	23	5	53	5
 Nolan Erickson	JV	F										0	
 Nick Hansen	JV	M										0	
 Alex Hedtke	V	M	T26	23	22	45	8	24	22	46	1	91	1
 Luke Hinrichs	JV	M	T241	13	14	27	0	12	14	26	2	53	2
 Wyatt Holzheu	V	M										0	
 Mike Hosko	V	M	T15	22	22	44	3	24	25	49	40	93	40
 Eric Judge	JV	M	T186	19	16	35	0	19	10	29	0	64	0
 Brandon Kasper	JV	M	T124	17	20	37	0	18	17	35	0	72	0
 Jake Kemmetmueller	JV	M	234	14	15	29	1	11	16	27	0	56	0
 Joe Kemna	N	M	2	16	22	38	3	22	0	22	0	60	0
 Braxton Kerr	V	M	T87	23	19	42	3	23	21	44	13	86	13
 Brianna Kerr	JV	F	T12	17	19	36	5	18	18	36	1	72	1
 Nick Kleven	V	M	T47	23	19	42	2	24	23	47	4	89	4
 Derrick Kolhoff	JV	M										0	



## USA Clay Target League Scoring System

 Luke Lachance	V	M	T212	17	23	40	16	16	19	35	2	75	2
 Tyler Lee	JV	M	T77	19	18	37	3	20	19	39	1	76	1
 Kyle Lithgow	V	M										0	
 Ryan Maurer	V	M	T144	16	21	37	12	23	21	44	0	81	0
 Ethan McDonald	V	M	T178	18	21	39	2	20	19	39	6	78	6
 Samantha McDowell	N	F	27	9	13	22	2	16	0	16	0	38	0
 Parker Miller	JV	M	T25	19	21	40	1	22	21	43	2	83	2
 Ryan Neuman	JV	M	T167	13	21	34	4	16	16	32	3	66	3
 Olivia Pavlish	JV	F	38	10	14	24	8	9	11	20	1	44	1
 Jacob Pawlowski	V	M	T154	18	20	38	9	21	21	42	2	80	2
 Rob Piazza	V	M	T186	20	19	39	0	18	20	38	2	77	2
 Adam Reiter	N	M	T16	19	16	35	1	18	0	18	3	53	3
 Mitch Reiter	V	M	T178	18	20	38	3	18	22	40	1	78	1
 Dalton Roehl	JV	M	T217	15	12	27	1	16	17	33	1	60	1
 Austin Ryks	V	M	T26	23	24	47	19	21	23	44	9	91	9
 Reed Sandberg	JV	M	T77	18	17	35	0	22	19	41	0	76	0
 Chase Schmidt	JV	M	T49	17	19	36	1	19	24	43	1	79	1
 Lexis Schmidt	N	F	2	19	20	39	2	19	0	19	8	58	8
 Alex Schriefels	V	M	T154	19	19	38	2	21	21	42	6	80	6
 Zander Schultz	JV	M	T200	16	16	32	0	12	18	30	1	62	1
 Graham Seminari	V	M	T87	21	22	43	17	21	22	43	2	86	2
 Zach Smisek	JV	M	T113	19	20	39	7	17	17	34	0	73	0
 Matt Sultany	JV	M										0	

 David Vandenberg	V	M	T226	19	18	37	1	19	16	35	0	72	0
 Logan Zachman	JV	M	T77	19	21	40	3	19	17	36	1	76	1
<b>Target Count</b>				44	44	88		44	39	83		171	

## Team Totals











	Team Total	Team Rank	Team High Gun Male	Team High Gun Female
<b>Novice</b>	259	4	Joe Kemna (60)	Lexis Schmidt (58)
<b>Jr. Varsity</b>	398	9	Ryan Catton (84)	Brianna Kerr (72)
<b>Varsity</b>	455	7	Mike Hosko (93)	Brittany Anderson (90)
<b>Team Qualification</b>	455	8		

\* Indicates athlete's ranking among his/her Classification and Gender






















\*\* Indicates longest run of hits in reverse order. Used as a tie-breaker if necessary. Not all reverse runs are recorded.

DNQ indicates that the team did not qualify for the specified classification. A minimum of 5 athletes is required to compete in team competitions.

## Team: Rosemount High School

Athlete	Class	Gender	Rank*	Session 1 Score				Session 2 Score				Total	
				Rnd 1	Rnd 2	Sub-Total	Rev Run	Rnd 1	Rnd 2	Sub-Total	Rev Run	Total Score	Rev Run**
 Spencer Bailey	JV	M	T159	18	20	38	1	17	12	29	0	67	0
 Andrew Burrige	N	M	66	13	11	24	24	9	0	9	1	33	1
 Austin Burrige	JV	M										0	
 Austin Cook	JV	M	T229	11	13	24	4	16	17	33	2	57	2
 Nicholas Dykhuizen	V	M	T126	21	24	45	6	17	20	37	1	82	1
 Jacob Engel	V	M	T47	23	23	46	9	20	23	43	3	89	3
 Collin Everman	N	M	T49	16	11	27	0	14	0	14	1	41	1
 Dominic Filip	V	M	T77	20	24	44	19	22	21	43	6	87	6
 Eric Fischer	JV	M	T77	21	20	41	1	17	18	35	4	76	4
 Jack Flom	JV	M	T104	17	20	37	8	19	18	37	4	74	4

## USA Clay Target League Scoring System

 Jack Griffith	JV	M	T77	21	19	40	3	16	20	36	0	76	0
 John Haney	V	M	T115	20	19	39	9	22	22	44	6	83	6
 Ian Hubbard	V	M	T226	18	16	34	4	18	20	38	0	72	0
 Matthew Iverson	JV	M	T90	17	19	36	0	18	21	39	5	75	5
 Kevin Jodell	JV	M	4	23	20	43	3	22	23	45	1	88	1
 Ben Kromschroeder	JV	M	T113	17	17	34	0	19	20	39	3	73	3
 Justin Laidlaw	JV	M	T68	22	15	37	4	23	17	40	0	77	0
 Trevor Lucier	JV	M	T68	22	20	42	0	18	17	35	0	77	0
 Jack Morrison	V	M	247	15	13	28	0	16	13	29	1	57	1
 Patrick Murphy	JV	M	T136	16	19	35	7	17	18	35	1	70	1
 Allyson Nemmers	N	F	1	18	21	39	4	19	0	19	9	58	9
 Timothy Orthmann	V	M	T197	14	20	34	7	21	21	42	0	76	0
 John Perry	V	M	T36	25	24	49	2	21	20	41	7	90	7
 Samuel Reiland	N	M	T53	16	11	27	0	12	0	12	2	39	2
 Shawn Rudgers	JV	M	T153	12	17	29	1	21	18	39	1	68	1
 Dalton Scurr	V	M	T5	24	24	48	18	23	25	48	29	96	29
 Delaney Scurr	V	F	T12	23	20	43	3	19	22	41	3	84	3
 Alexander Stone	JV	M	T90	21	19	40	4	18	17	35	0	75	0
 Jack Waite	V	M	T47	22	22	44	10	20	25	45	39	89	39
 Jacob Weber	V	M	T62	23	22	45	0	20	23	43	10	88	10
 Graham Wold	V	M	248	18	20	38	5					38	
<b>Target Count</b>				30	30	60		29	25	54		114	

## Team Totals

| Team Total | Team Rank | Team High Gun Male | Team High Gun Female |















<b>Novice</b>	DNQ	DNQ	Collin Everman (41)	Allyson Nemmers (58)
<b>Jr. Varsity</b>	394	11	Kevin Jodell (88)	N/A
<b>Varsity</b>	452	9	Dalton Scurr (96)	Delaney Scurr (84)
<b>Team Qualification</b>	452	9		
















\* Indicates athlete's ranking among his/her Classification and Gender

\*\* Indicates longest run of hits in reverse order. Used as a tie-breaker if necessary. Not all reverse runs are recorded.

DNQ indicates that the team did not qualify for the specified classification. A minimum of 5 athletes is required to compete in team competitions.

## Team: Royalton High School

Athlete	Class	Gender	Rank*	Session 1 Score				Session 2 Score				Total	
				Rnd 1	Rnd 2	Sub-Total	Rev Run	Rnd 1	Rnd 2	Sub-Total	Rev Run	Total Score	Rev Run**
 Alex Bahe	JV	M	T178	16	20	36	3	13	16	29	1	65	1
 Hunter Bailey	V	M	T115	20	23	43	8	19	21	40	1	83	1
 Aaron Block	N	M	T31	16	14	30	1	20	0	20	7	50	7
 Devon Block	V	M	T115	20	25	45	30	21	17	38	1	83	1
 Jesse Delsing	V	M	T197	21	18	39	1	15	22	37	1	76	1
 Randale Fernelius	JV	M										0	
 Tanner Fleck	JV	M	T5	19	24	43	13	21	23	44	8	87	8
 David Fountain	N	M	T45	12	10	22	3	21	0	21	3	43	3
 Dylan Harren	N	M	T23	20	15	35	2	17	0	17	1	52	1
 Carter Huber	JV	M	T42	23	18	41	4	19	20	39	0	80	0
 Andy Kasella	JV	M	255	9	10	19	2	3	14	17	0	36	0
 Emma Kasella	N	F	T51	5	6	11	1	11	0	11	0	22	0
 Isaac Kasella	JV	M	T217	15	18	33	0	13	14	27	3	60	3
 Matthew Kasella	N	M										0	

 Hailey Kipka	N	F	50	6	10	16	0	7	0	7	3	23	3
 Owen Lampert	V	M	T197	19	18	37	3	18	21	39	13	76	13
 Zachary Leibold	JV	M										0	
 Katelynn Lipelt	N	F	T28	11	12	23	1	14	0	14	2	37	2
 Austin Oldakowski	N	M	T74	7	4	11	0	16	0	16	3	27	3
 Alex Patton	JV	M										0	
 Andrew Powers	N	M										0	
 Brian Psyck	V	M	T77	24	22	46	11	20	21	41	3	87	3
 Heather Psyck	N	F	T33	15	11	26	0	7	0	7	1	33	1
 Sunny Savard	N	F	T36	6	14	20	0	10	0	10	3	30	3
 Zac Urbanska	N	M										0	
 Rio Vizenor	JV	M	T90	15	18	33	5	21	21	42	3	75	3
 Jacob Wagner	JV	M	T186	18	12	30	0	16	18	34	1	64	1
 Blake Wanhala	JV	M	T104	19	19	38	1	16	20	36	2	74	2
 Bryce Waytashek	JV	M	T129	21	18	39	0	14	18	32	4	71	4
<b>Target Count</b>				23	23	46		23	14	37		83	

## Team Totals

	Team Total	Team Rank	Team High Gun Male	Team High Gun Female
<b>Novice</b>	215	9	Dylan Harren (52)	Katelynn Lipelt (37)
<b>Jr. Varsity</b>	387	14	Tanner Fleck (87)	N/A
<b>Varsity</b>	405	20	Brian Psyck (87)	N/A
<b>Team Qualification</b>	420	18		




\* Indicates athlete's ranking among his/her Classification and Gender

\*\* Indicates longest run of hits in reverse order. Used as a tie-breaker if necessary. Not all reverse runs are recorded.

DNQ indicates that the team did not qualify for the specified classification. A minimum of 5 athletes is required to compete in team competitions.

## Team: St. Thomas Academy

Athlete	Class	Gender	Rank*	Session 1 Score				Session 2 Score				Total	
				Rnd 1	Rnd 2	Sub-Total	Rev Run	Rnd 1	Rnd 2	Sub-Total	Rev Run	Total Score	Rev Run**
Charles Anderegg	V	M	T126	18	19	37	0	24	21	45	9	82	9
Zachary Apitz	V	M	T36	20	24	44	24	22	24	46	23	90	23
Sami Burger	V	M	T178	21	16	37	0	18	23	41	6	78	6
Logan Cloutier	JV	M	T229	14	13	27		15	15	30	0	57	0
Clare Creamer	JV	F										0	
Jay Dichter	JV	M	T68	18	19	37	5	20	20	40	6	77	6
James Donovan	JV	M	T113	19	18	37	2	18	18	36	0	73	0
Ryan Dorle	JV	M	T235	17	13	30	2	14	11	25	1	55	1
Edward Driscoll	JV	M										0	
John Feist	JV	M										0	
Stephen Frame	V	M	T238	17	16	33	6	19	16	35	4	68	4
Austin Grove	V	M	T215	20	21	41	8	18	15	33	2	74	2
Gerald Hanggi	JV	M	T243	10	12	22	2	15	15	30	1	52	1
William Knopick	JV	M	T55	18	19	37	6	19	22	41	5	78	5
Mason Kobilka	JV	M	T90	19	19	38	0	18	19	37	1	75	1
Abigail Libbesmeier	V	F	20	20	12	32	2	9	6	15	2	47	2
Jack Libbesmeier	JV	M	T55	16	23	39	11	22	17	39	3	78	3
Matt Mortensen	JV	M										0	
Thomas Nardi	V	M	T215	15	20	35	3	19	20	39	3	74	3
Sean Newsome	JV	M										0	

 Franklin Pulkrabek	JV	M	T200	13	18	31	1	15	16	31	1	62	1
 Nico Taylor	JV	M	T249	12	16	28	1	12	8	20	0	48	0
 Kate Wohlberg	V	F	T7	21	20	41	7	22	23	45	2	86	2
<b>Target Count</b>				18	18	36		18	18	36		72	

## Team Totals










	Team Total	Team Rank	Team High Gun Male	Team High Gun Female
<b>Novice</b>	DNQ	DNQ	N/A	N/A
<b>Jr. Varsity</b>	381	15	William Knopick (78)	N/A
<b>Varsity</b>	410	18	Zachary Apitz (90)	Kate Wohlberg (86)
<b>Team Qualification</b>	414	20		



















\* Indicates athlete's ranking among his/her Classification and Gender

\*\* Indicates longest run of hits in reverse order. Used as a tie-breaker if necessary. Not all reverse runs are recorded.

DNQ indicates that the team did not qualify for the specified classification. A minimum of 5 athletes is required to compete in team competitions.

## Team: Totino-Grace High School

Athlete	Class	Gender	Rank*	Session 1 Score				Session 2 Score				Total	
				Rnd 1	Rnd 2	Sub-Total	Rev Run	Rnd 1	Rnd 2	Sub-Total	Rev Run	Total Score	Rev Run**
 Luke Arndorfer	N	M	T23	14	19	33	0	19	0	19	4	52	4
 William Cardinal	JV	M	T238	17	12	29	5	10	15	25	2	54	2
 Tyler Cashill	V	M	T167	15	22	37	4	21	21	42	4	79	4
 Sean Collins	N	M	T27	18	16	34	0	17	0	17	1	51	1
 Zachary Collins	JV	M	T113	17	17	34	0	17	22	39	3	73	3
 Elizabeth Corcoran	N	F	T40	12	10	22	1	7	0	7	1	29	1
 Chad Fox	JV	M	T25	20	22	42	3	20	21	41	1	83	1
 Nathan Fox	V	M	T20	22	24	46	5	22	24	46	9	92	9
 Jack Hegedus	JV	M	T90	15	21	36	7	18	21	39	0	75	0

 Steven Kehn	JV	M	T35	16	19	35	6	22	24	46	4	81	4
 Giles Koski	JV	M	T200	17	17	34	2	13	15	28	3	62	3
 Alexa Krumm	N	F	T51	6	8	14	0	8	0	8	0	22	0
 Angela Kuchinski	JV	F	3	20	19	39	3	21	21	42	3	81	3
 Mike Larson	N	M	36	16	17	33	1	14	0	14	2	47	2
 Nicholas Long	N	M	78	7	8	15	0	7	0	7	2	22	2
 Ryan Lutterman	JV	M	T186	9	19	28	6	19	17	36	1	64	1
 Cade McSherry	JV	M	T229	12	13	25	0	17	15	32	1	57	1
 Shannon Murphy	JV	F	T19	14	18	32	2	18	20	38	1	70	1
 Ella Padden	JV	F	2	18	21	39	2	22	20	42	7	81	7
 Delaney Palme	N	F	4	19	21	40	5	16	0	16	9	56	9
 Logan Sampica	V	M	T77	20	24	44	1	22	21	43	0	87	0
 Alex Schmidt	N	M	T10	14	21	35	0	19	0	19	7	54	7
 Nick Scovil	V	M	T229	15	20	35	6	17	19	36	0	71	0
 Jon Wallace	JV	M	T206	14	17	31	2	16	14	30	0	61	0
 Dan Woessner	JV	M	T14	23	22	45	6	19	21	40	4	85	4
 Matthew Wysopal	V	M	T236	17	19	36	0	15	18	33	7	69	7
 Matt Zastoupil	V	M	T144	18	19	37	2	21	23	44	12	81	12
<b>Target Count</b>				27	27	54		27	19	46		100	

## Team Totals

	Team Total	Team Rank	Team High Gun Male	Team High Gun Female
<b>Novice</b>	260	3	Alex Schmidt (54)	Delaney Palme (56)
<b>Jr. Varsity</b>	411	6	Dan Woessner (85)	Angela Kuchinski (81)
<b>Varsity</b>	410	17	Nathan Fox (92)	N/A
<b>Team Qualification</b>	428	16		



\* Indicates athlete's ranking among his/her Classification and Gender

\*\* Indicates longest run of hits in reverse order. Used as a tie-breaker if necessary. Not all reverse runs are recorded.

DNQ indicates that the team did not qualify for the specified classification. A minimum of 5 athletes is required to compete in team competitions.

---

Thank You to our Sponsors





Minnesota Youth  
Shooting Foundation

