



Search for team:

Search athlete last name:

OR

Tournament Date:

June 18, 2016 - Class 5A

Report:

Leaderboard - Overall

FINAL RESULTS

## LEADERBOARD - OVERALL

Standings below indicate current ranking until "FINAL RESULTS" are posted.

### High Gun - Novice - Male

Athlete Last Name	Athlete First Name	Team Name	Total Score	Rank	Reverse Run*
Orest	Mason	Lac qui Parle Valley High School	68	1	
Hurst	Nathan	Lac qui Parle Valley High School	66	2	23
Schultz	Tucker	Kimball High School	66	3	0

### High Gun - Novice - Female

Athlete Last Name	Athlete First Name	Team Name	Total Score	Rank	Reverse Run*
Bugge	Mariah	Thief River Falls High School	67	1	
Theusch	Abbie	Alden-Conger High School	64	2	
Gifford	Keyara	Byron High School	62	3	

### High Gun - Jr. Varsity - Male

Athlete Last Name	Athlete First Name	Team Name	Total Score	Rank	Reverse Run*
Bruhn	Ben	Willmar High School	97	1	
Sailor	Logan	Alden-Conger High School	96	2	
Freiberg	Jordan	Willmar High School	95	3	

## High Gun - Jr. Varsity - Female

Athlete Last Name	Athlete First Name	Team Name	Total Score	Rank	Reverse Run*
DeKraai	Addy	Willmar High School	93	1	
Germundson	Emma	Stillwater High School	89	2	
Eckerdt	Olivia	Big Lake High School	87	3	

## High Gun - Varsity - Male

Athlete Last Name	Athlete First Name	Team Name	Total Score	Rank	Reverse Run*
Knaus	Jack	Kimball High School	100	1	
Morrison	Luke	Alden-Conger High School	99	2	
Herigon	Dayton	Lakeview High School	98	3	39

## High Gun - Varsity - Female

Athlete Last Name	Athlete First Name	Team Name	Total Score	Rank	Reverse Run*
Wahlstrom	Alexis	Stillwater High School	94	1	13
Anderson	Morgan	Roseau High School	94	2	6
Taylor	Ashley	Monticello High School	92	3	

## High Gun - OVERALL

Athlete Last Name	Athlete First Name	Team Name	Total Score	Rank	Reverse Run*
Knaus	Jack	Kimball High School	100	1	
Morrison	Luke	Alden-Conger High School	99	2	
Herigon	Dayton	Lakeview High School	98	3	39

## TEAM TOTAL WINNERS

### Team Totals - Novice

Team Name	Team Total	Rank	High Gun
Lac qui Parle Valley High School	317	1	
Alden-Conger High School	276	2	
Glencoe-Silver Lake High School	270	3	

### Team Totals - Jr. Varsity

Team Name	Team Total	Rank	High Gun
Willmar High School	464	1	

Alden-Conger High School	444	2	
Lac qui Parle Valley High School	437	3	

## Team Totals - Varsity

Team Name	Team Total	Rank	High Gun
Alden-Conger High School	476	1	
Roseau High School	473	2	
Stillwater High School	472	3	

## Team Totals - Overall

Team Name	Team Total	Rank	High Gun
Alden-Conger High School	480	1	
Roseau High School	473	2	
Stillwater High School	472	3	
Kimball High School	470	4	100

■ Indicates teams qualifying for the State Tournament.

Thank You to our Sponsors



Minnesota Youth  
Shooting Foundation



**SCHEELS**





Search for team:

Search athlete last name:

OR

Tournament Date:

Report:











June 18, 2016 - Class 5A

Tournament Scoring Summary
























FINAL RESULTS

# Tournament Scoring Summary

Team: Alden-Conger High School

Athlete	Class	Gender	Rank*	Session 1 Score				Session 2 Score				Total	
				Rnd 1	Rnd 2	Sub-Total	Rev Run	Rnd 1	Rnd 2	Sub-Total	Rev Run	Total Score	Rev Run**
 Austin Attig	JV	M	T133	18	20	38	6	17	20	37	3	75	3
 Jordy Behrens	JV	M	T207	22	16	38	0	17	13	30	0	68	0
 Dalton Bradley	V	M	T61	21	25	46	39	23	22	45	0	91	0
 Ethan Burgett	JV	M	T51	22	23	45	0	19	19	38	1	83	1
 Isaac Burgett	N	M	T9	17	19	36	4	21	0	21	5	57	5
 Alex Cummings	JV	M	T96	13	23	36	21	19	23	42	22	78	22
 Seth Gilster	V	M	T105	22	23	45	4	22	21	43	0	88	0
 Mayson Grunzke	N	M	T42	14	14	28	0	13	0	13	1	41	1
 Ryan Hansen	V	M	T49	23	22	45	9	24	23	47	15	92	15
 Jacob Helland	V	M	T90	21	25	46	36	20	23	43	2	89	2
Ann Huper	N	F	T7	20	18	38	0	18	0	18	3	56	3

## USA Clay Target League Scoring System

														
	Mike Huper	JV	M	T17	24	21	45	5	23	20	43	0	88	0
	Kolby Johnson	V	M	T6	24	25	49	47	24	24	48	0	97	0
	Brayden Kluender	JV	M	T38	20	20	40	9	21	24	45	14	85	14
	Luther Langrud	V	M	T105	23	23	46	21	21	21	42	2	88	2
	Strauss Langrud	JV	M	T30	20	24	44	1	21	21	42	2	86	2
	Jager Lillibridge	N	M	T21	17	16	33	0	19	0	19	0	52	0
	Luke Morrison	V	M	2	25	24	49	23	25	25	50	50	99	73
	Ali-Jean Petersen	JV	F	6	22	23	45	2	19	18	37	0	82	0
	Riley Petersen	V	M	T31	21	24	45	19	25	23	48	0	93	0
	Calob Prange	JV	M	T84	18	19	37	3	19	23	42	1	79	1
	Kane Purdy	N	M	58	9	9	18	0	15	0	15	0	33	0
	Logan Reicherts	N	M										0	
	Dylan Renaux	N	M	T37	13	14	27	3	16	0	16	1	43	1
	Cole Rickert	V	M	T125	21	22	43	15	23	21	44	1	87	1
	Gage Sailor	JV	M	T84	18	19	37	1	22	20	42	4	79	4
	Logan Sailor	JV	M	2	23	25	48	35	24	24	48	15	96	15
	Shayanne Sailor	N	F	T20	13	20	33	3	14	0	14	0	47	0
	Adam Skov	V	M	T12	24	25	49	33	23	23	46	8	95	8
	Jacob Songstad	JV	M	T111	22	22	44	3	17	16	33	1	77	1
	Caleb Sorensen	N	M	T56	16	14	30	0	7	0	7	0	37	0
	Isaac Sorensen	JV	M	T233	13	18	31	8	16	17	33	0	64	0
	Levi Sorensen	V	M	T79	23	23	46	7	21	23	44	3	90	3

 Abbie Theusch	N	F	2	21	22	43	2	21	0	21	0	64	0
 Isaac Thompson	JV	M	T12	24	22	46	3	23	20	43	1	89	1
 Carrie Warmka	N	F	53	7	8	15	0	10	0	10	0	25	0
 Eric Warmka	JV	M	T72	22	18	40	1	18	22	40	4	80	4
<b>Target Count</b>				36	36	72		36	26	62		134	

## Team Totals







	Team Total	Team Rank	Team High Gun Male	Team High Gun Female
<b>Novice</b>	276	2	Isaac Burgett (57)	Abbie Theusch (64)
<b>Jr. Varsity</b>	444	2	Logan Sailor (96)	Ali-Jean Petersen (82)
<b>Varsity</b>	476	1	Luke Morrison (99)	N/A
<b>Team Qualification</b>	480	1		

\* Indicates athlete's ranking among his/her Classification and Gender
























\*\* Indicates longest run of hits in reverse order. Used as a tie-breaker if necessary. Not all reverse runs are recorded.

DNQ indicates that the team did not qualify for the specified classification. A minimum of 5 athletes is required to compete in team competitions.



## Team: Badger-Greenbush-Middle River High School

Athlete	Class	Gender	Rank*	Session 1 Score				Session 2 Score				Total	
				Rnd 1	Rnd 2	Sub-Total	Rev Run	Rnd 1	Rnd 2	Sub-Total	Rev Run	Total Score	Rev Run**
 Thor Anderson	N	M	36	15	13	28	0	16	0	16	5	44	5
 Dawson Beito	JV	M	T133	18	19	37	0	21	17	38	1	75	1
 Breydon Bertilrud	V	M	T162	23	21	44	0	20	21	41	3	85	3
 Tessa Blumer	JV	F	T28	12	19	31	2	19	19	38	0	69	0
 Derrick Corneliusen	N	M	T21	20	14	34	1	18	0	18	0	52	0
 Andrew Dostal	V	M	T195	20	19	39	3	21	23	44	6	83	6
 Isaac Dostal	V	M	T231	20	22	42	2	19	20	39	0	81	0
 Zach Evans	V	M	T90	22	24	46	22	22	21	43	8	89	8

## USA Clay Target League Scoring System

	Colten Gust	JV	M	T17	22	23	45	9	20	23	43	10	88	10
	Merle Hoverson, Jr	JV	M	T199	20	17	37	1	16	16	32	0	69	0
	Isaak Isane	JV	M	T7	21	23	44	20	23	24	47	13	91	13
	Elias Jacobson	V	M	T125	22	19	41	1	25	21	46	10	87	10
	Jake Knutsen	V	M	T255	20	22	42	2	18	19	37	3	79	3
	Ganon Kuznia	JV	M	T72	23	20	43	7	19	18	37	0	80	0
	Mason Kuznia	V	M	T12	24	24	48	7	23	24	47	15	95	15
	Rosie Lane	JV	F	T13	21	17	38	3	19	19	38	2	76	2
	Tristan Locken	N	M	T37	14	15	29	1	14	0	14	1	43	1
	Bailey Maurstad	N	F	T38	11	14	25	6	12	0	12	0	37	0
	Courtney Novacek	JV	F	T24	18	18	36	3	14	20	34	2	70	2
	Faith Novacek	N	F	T24	13	15	28	0	16	0	16	0	44	0
	John Novacek	N	M	T13	17	20	37	5	19	0	19	1	56	1
	Martyn Novacek	V	M	T195	21	19	40	6	22	21	43	5	83	5
	Owen Novacek	V	M	T31	23	24	47	12	24	22	46	8	93	8
	Easton Olson	JV	M	T43	19	19	38	1	24	22	46	3	84	3
	Zach Reese	JV	M	T222	17	14	31	2	19	15	34	3	65	3
	Kyle Stauffenecker	JV	M	T207	21	17	38	0	16	14	30	0	68	0
	Jake Taggart	V	M	T300	19	19	38	3	16	20	36	7	74	7
	Alexander Truscinski	V	M	T162	23	22	45	10	19	21	40	0	85	0
	Kennedy Truscinski	JV	F	T39	16	12	28	0	19	16	35	2	63	2
	Caleb Tydlacka	JV	M	T182	15	19	34	10	17	20	37	1	71	1
	Emma Vonende	JV	F	16	19	18	37	3	19	19	38	2	75	2



 Caitlyn Wooten	N	F	T48	8	11	19	4	10	0	10	0	29	0
 Colby Wooten	JV	M	T237	17	17	34	0	16	13	29	0	63	0
<b>Target Count</b>				33	33	66		33	26	59		125	

## Team Totals











	Team Total	Team Rank	Team High Gun Male	Team High Gun Female
<b>Novice</b>	239	7	John Novacek (56)	Faith Novacek (44)
<b>Jr. Varsity</b>	419	10	Isaak Isane (91)	Rosie Lane (76)
<b>Varsity</b>	449	14	Mason Kuznia (95)	N/A
<b>Team Qualification</b>	456	15		

\* Indicates athlete's ranking among his/her Classification and Gender









\*\* Indicates longest run of hits in reverse order. Used as a tie-breaker if necessary. Not all reverse runs are recorded.




DNQ indicates that the team did not qualify for the specified classification. A minimum of 5 athletes is required to compete in team competitions.

## Team: Benilde St. Margarets High School

Athlete	Class	Gender	Rank*	Session 1 Score				Session 2 Score				Total	
				Rnd 1	Rnd 2	Sub-Total	Rev Run	Rnd 1	Rnd 2	Sub-Total	Rev Run	Total Score	Rev Run**
 Leif Anderson	V	M	T241	21	19	40	0	17	23	40	1	80	1
 Preston Becker	V	M	T195	21	22	43	3	18	22	40	14	83	14
 Spencer Becker	JV	M	T123	21	19	40	3	20	16	36	0	76	0
 George Benning	JV	M	T259	15	10	25	2	22	12	34	0	59	0
 John Beutz	JV	M										0	
 Nathan Carpenter	V	M	T162	21	24	45	11	19	21	40	2	85	2
 Nick Carpenter	V	M	T273	19	19	38	1	20	19	39	0	77	0
 Colby Clinton	JV	M	T133	22	17	39	1	18	18	36	1	75	1
 Michael Dickson	JV	M	T218	17	16	33	2	15	18	33	3	66	3
 Michael Doppler	V	M	T241	23	18	41	3	18	21	39	11	80	11

## USA Clay Target League Scoring System

 Cole Engstrand	V	M										0	
 Morgan Frank	N	F	T36	13	13	26	4	12	0	12	3	38	3
 Jack Gables	JV	M	T72	22	22	44	3	22	14	36	0	80	0
 Sam Gardner	V	M	T162	24	23	47	0	18	20	38	1	85	1
 Dayton Gonyea	V	M	T105	22	21	43	1	22	23	45	7	88	7
 Ben Hoxie	JV	M	T237	18	12	30	4	15	18	33	2	63	2
 Matt Kelly	V	M	T255	21	22	43	7	18	18	36	0	79	0
 Lucas Latterell	JV	M	T84	22	20	42	0	16	21	37	1	79	1
 Jackson Liebl	V	M	T300	16	18	34	1	20	20	40	3	74	3
 Liam Long	JV	M	T237	16	16	32	3	15	16	31	1	63	1
 Connor McBride	V	M	T217	22	23	45	8	18	19	37	1	82	1
 Charles McNamara	V	M	T79	23	24	47	2	21	22	43	2	90	2
 Henry Michalak	JV	M	T182	17	16	33	3	19	19	38	3	71	3
 William Monks	V	M	T195	22	19	41	2	22	20	42	0	83	0
 Warren Mostrom	V	M	T184	21	22	43	8	21	20	41	2	84	2
 Lucas Neill	V	M	T184	20	20	40	1	20	24	44	3	84	3
 James Norkosky	V	M	T162	20	21	41	6	20	24	44	16	85	16
 Cory Nylander	V	M	T145	21	21	42	2	22	22	44	0	86	0
 Sarah Pucel	N	F	T16	14	18	32	1	17	0	17	4	49	4
 Jayden Rosenfeld	V	M	319	21	13	34	0	16	17	33	0	67	0
 Ben Smogard	JV	M	T182	17	16	33	4	21	17	38	2	71	2
 Ian Stark	V	M	T320	11	13	24	0	18	22	40	2	64	2
 Roger Stelljes	V	M	T217	23	20	43	7	20	19	39	2	82	2

 Thomas Strand	V	M	T283	19	18	37	2	19	20	39	0	76	0
 Zach Trochlil	V	M	T31	22	22	44	0	24	25	49	34	93	34
 Gabe Trout	V	M										0	
 Patrick Van Hove	V	M	T283	17	19	36	9	21	19	40	4	76	4
 Isaac Welsch	JV	M	T207	17	17	34	9	19	15	34	3	68	3
 Emmett Ziaja	JV	M	T84	17	22	39	7	20	20	40	0	79	0
<b>Target Count</b>				36	36	72		36	34	70		142	

### Team Totals







	Team Total	Team Rank	Team High Gun Male	Team High Gun Female
<b>Novice</b>	DNQ	DNQ	N/A	Sarah Pucel (49)
<b>Jr. Varsity</b>	389	18	Jack Gables (80)	N/A
<b>Varsity</b>	442	17	Zach Trochlil (93)	N/A
<b>Team Qualification</b>	442	19		
























\* Indicates athlete's ranking among his/her Classification and Gender
















\*\* Indicates longest run of hits in reverse order. Used as a tie-breaker if necessary. Not all reverse runs are recorded.

DNQ indicates that the team did not qualify for the specified classification. A minimum of 5 athletes is required to compete in team competitions.

### Team: Big Lake High School

Athlete	Class	Gender	Rank*	Session 1 Score				Session 2 Score				Total	
				Rnd 1	Rnd 2	Sub-Total	Rev Run	Rnd 1	Rnd 2	Sub-Total	Rev Run	Total Score	Rev Run**
 Morgan Anderson	JV	F	T35	15	19	34	0	16	15	31	1	65	1
 Cara Angell	N	F	13	21	20	41	0	12	0	12	1	53	1
 Tom Bullert	V	M	T308	18	18	36	1	17	19	36	2	72	2
 Wesley Cavegn	V	M	T105	20	20	40	1	25	23	48	10	88	10
 Lance Christensen	V	M	T231	22	21	43	18	19	19	38	9	81	9
 Dalton Dasch	N	M	T18	18	20	38	2	15	0	15	0	53	0

 Jared Deiley	V	M	T162	20	22	42	0	22	21	43	5	85	5
 Garrett DeMers	V	M	T255	21	16	37	9	23	19	42	0	79	0
 Jake Dickinson	V	M	T195	21	23	44	13	18	21	39	6	83	6
 Jason Dickinson	V	M	T300	15	17	32	2	22	20	42	4	74	4
 Macallan Dostal	N	F	T48	11	8	19	0	10	0	10	0	29	0
 Corey Eckerdt	V	M	T241	20	18	38	4	22	20	42	4	80	4
 Olivia Eckerdt	JV	F	3	22	21	43	5	21	23	44	3	87	3
 Andrew Forgey	N	M	48	12	14	26	2	14	0	14	0	40	0
 Heath Foster	N	M	T9	19	20	39	3	18	0	18	0	57	0
 Logan Gerdes	V	M	T125	22	23	45	23	18	24	42	17	87	17
 Lukas Hajovy	JV	M	T172	18	20	38	6	19	15	34	1	72	1
 Levi Hayes	JV	M	T247	11	13	24	0	16	21	37	3	61	3
 Benjamin Hoffbeck	JV	M	T133	20	21	41	1	18	16	34	2	75	2
 Kevin Janzen	JV	M	T43	22	23	45	1	19	20	39	2	84	2
 Caleb Juhl	V	M	T90	24	21	45	1	21	23	44	0	89	0
 Kyle Kreuger	V	M	T105	21	23	44	3	22	22	44	10	88	10
 Maddie Laqua	JV	F	T20	16	19	35	7	19	18	37	9	72	9
 Vincent Luetmer	JV	M	T111	19	19	38	0	20	19	39	1	77	1
 Justin Morrow	V	M	T314	19	15	34	0	19	17	36	4	70	4
 Zachary Nagorski	JV	M	T51	20	22	42	6	19	22	41	2	83	2
 Andrew Nalty	JV	M	T9	24	23	47	7	21	22	43	6	90	6
 Spencer Pearson	V	M	T105	19	23	42	7	23	23	46	11	88	11
 Erik Poffenberger	JV	M	T123	15	20	35	1	19	22	41	1	76	1

 Levi Pramann	V	M	T61	18	25	43	31	25	23	48	2	91	2
 John Rebrovich	V	M	T241	17	20	37	8	22	21	43	1	80	1
 Kendall Rugar	N	F	47	8	10	18	0	12	0	12	1	30	1
 Matthew Sadowski	V	M	T241	20	21	41	7	21	18	39	1	80	1
 Cort Schuman	JV	M	T133	17	20	37	1	19	19	38	2	75	2
 Jamie Schwartz	V	F	T15	21	21	42	10	17	18	35	4	77	4
 Austin Snyder	JV	M	T190	19	20	39	0	16	15	31	0	70	0
 Daniel Stenberg	V	M	T184	20	21	41	10	23	20	43	5	84	5
 Wyatt Stone	V	M	T79	21	23	44	13	21	25	46	25	90	25
 Jerad Storlien	V	M	T90	19	25	44	25	22	23	45	1	89	1
 Logan Vanhofwegen	V	M	T184	23	18	41	0	20	23	43	0	84	0
 Eric Voigt	JV	M	T23	21	24	45	1	22	20	42	2	87	2
 Connor Welle	JV	M	T64	21	18	39	3	22	20	42	0	81	0
 Brett Wojack	N	M	64	10	1	11	0	11	0	11	4	22	4
 Cal Zigler	V	M	325	20	20	40	8					40	
<b>Target Count</b>				44	44	88		43	36	79		167	

## Team Totals





















	Team Total	Team Rank	Team High Gun Male	Team High Gun Female
<b>Novice</b>	233	8	Heath Foster (57)	Cara Angell (53)
<b>Jr. Varsity</b>	431	6	Andrew Nalty (90)	Olivia Eckerdt (87)
<b>Varsity</b>	447	16	Levi Pramann (91)	Jamie Schwartz (77)
<b>Team Qualification</b>	449	17		

\* Indicates athlete's ranking among his/her Classification and Gender
























\*\* Indicates longest run of hits in reverse order. Used as a tie-breaker if necessary. Not all reverse runs are recorded.

DNQ indicates that the team did not qualify for the specified classification. A minimum of 5 athletes is required to compete in team competitions.

## Team: Brainerd High School

Athlete	Class	Gender	Rank*	Session 1 Score				Session 2 Score				Total	
				Rnd 1	Rnd 2	Sub-Total	Rev Run	Rnd 1	Rnd 2	Sub-Total	Rev Run	Total Score	Rev Run**
 Cheyenne Abear	V	F	19	16	21	37	2	15	22	37	1	74	1
 Noah Blakeman	JV	M	T9	21	22	43	5	22	25	47	30	90	30
 Brody Bruggeman	JV	M	T64	20	24	44	8	17	20	37	0	81	0
 Gabe Clow	JV	M	T96	17	21	38	7	20	20	40	5	78	5
 Delanie Dosh	N	F	52	13	13	26	0					26	
 Luke Engelmeyer	JV	M	T96	22	18	40	2	21	17	38	6	78	6
 Hunter Erickson	V	M	T241	18	22	40	3	20	20	40	2	80	2
 Joshua Ewald	JV	M	T214	19	12	31	0	18	18	36	7	67	7
 Tyler Fleischhacker	JV	M	T84	22	19	41	3	19	19	38	3	79	3
 Kody Frame	JV	M	T207	13	14	27	0	21	20	41	6	68	6
 Collin French	V	M	T125	21	22	43	1	21	23	44	0	87	0
 Taylor George	JV	M	T133	19	19	38	3	20	17	37	2	75	2
 Anna Hague	N	F	34	12	13	25	2	16	0	16	1	41	1
 Samuel Jensen	V	M	T231	21	17	38	0	20	23	43	10	81	10
 Grant Kosobud	V	M	T105	24	22	46	1	21	21	42	7	88	7
 Nick Krantz	JV	M	T190	19	17	36	2	18	16	34	1	70	1
 Wyatt Macheel	N	M										0	
 David Mars	V	M	T21	22	23	45	2	24	25	49	45	94	45
 Jared Marthaler	JV	M	T157	18	18	36	6	17	20	37	0	73	0
 Nicholas McCullough	V	M	T217	23	20	43	4	19	20	39	6	82	6

## USA Clay Target League Scoring System

 Tanner McFarlin	JV	M	T111	21	18	39	7	18	20	38	4	77	4
 Andrew Muesing	V	M	T61	23	23	46	14	21	24	45	0	91	0
 Connor Pratt	JV	M	T23	22	23	45	2	22	20	42	1	87	1
 Logan Pratt	V	M	T90	24	23	47	8	22	20	42	0	89	0
 Taylor Pratt	JV	M	T199	16	16	32	0	21	16	37	1	69	1
 Dilion Rick	JV	M	T51	20	22	42	0	22	19	41	4	83	4
 Parker Roscoe	V	M	T31	25	22	47	14	22	24	46	1	93	1
 Tristan Rosekrans	V	M	T61	23	23	46	6	22	23	45	1	91	1
 Zach Rushmeyer	V	M	T61	24	23	47	13	21	23	44	3	91	3
 Jadin Schiller	N	F	T29	14	13	27	0	16	0	16	8	43	8
 Adam Schulke	V	M	T255	16	21	37	5	22	20	42	3	79	3
 Cody Sjodin	V	M	T314	21	22	43	8	13	14	27	1	70	1
 Ally Smith	JV	F	31	16	15	31	1	21	16	37	0	68	0
 Trey Soderman	V	M	T306	17	19	36	0	18	19	37	8	73	8
 Pierce Solseth	V	M	T90	24	20	44	0	23	22	45	15	89	15
 Dylan Speldrich	V	M	T105	23	22	45	3	21	22	43	2	88	2
 Caitlin Stark	N	F	T10	16	21	37	1	17	0	17	2	54	2
 Dustin Stark	JV	M	T199	14	19	33	0	18	18	36	0	69	0
 Chris Stout	JV	M	T254	18	13	31	3	15	14	29	1	60	1
 Thomas Sullivan	JV	M	T96	20	20	40	3	16	22	38	11	78	11
 Kaytlin Sunde	JV	F	T22	16	17	33	3	18	20	38	6	71	6
 Logan Waidelich	V	M										0	
 Max Walker	JV	M	T254	14	16	30	2	15	15	30	1	60	1

<b>Target Count</b>				41	41	82		40	37	77		159
---------------------	--	--	--	----	----	----	--	----	----	----	--	-----

## Team Totals













	Team Total	Team Rank	Team High Gun Male	Team High Gun Female
<b>Novice</b>	DNQ	DNQ	N/A	Caitlin Stark (54)
<b>Jr. Varsity</b>	420	9	Noah Blakeman (90)	Kaytlin Sunde (71)
<b>Varsity</b>	460	10	David Mars (94)	Cheyenne Abear (74)
<b>Team Qualification</b>	460	13		

\* Indicates athlete's ranking among his/her Classification and Gender

\*\* Indicates longest run of hits in reverse order. Used as a tie-breaker if necessary. Not all reverse runs are recorded.

DNQ indicates that the team did not qualify for the specified classification. A minimum of 5 athletes is required to compete in team competitions.

## Team: Byron High School

Athlete	Class	Gender	Rank*	Session 1 Score				Session 2 Score				Total	
				Rnd 1	Rnd 2	Sub-Total	Rev Run	Rnd 1	Rnd 2	Sub-Total	Rev Run	Total Score	Rev Run**
 David Adamson	JV	M	T123	18	16	34	1	20	22	42	0	76	0
 Tyson Dean	V	M	T195	18	21	39	5	22	22	44	11	83	11
 Logan Ferraro	V	M	T273	20	21	41	6	16	20	36	13	77	13
 Andrew Gallagher	V	M	T162	23	20	43	8	20	22	42	7	85	7
 Keyara Gifford	N	F	3	23	18	41	3	21	0	21	1	62	1
 Tyler Oberle	JV	M	T43	21	17	38	0	23	23	46	0	84	0
 Ian Ovrebo	V	M	T162	21	19	40	0	23	22	45	11	85	11
 Lance Parker	JV	M	T12	22	22	44	8	24	21	45	6	89	6
 Camryn Slowinski	V	M	T31	25	20	45	0	25	23	48	4	93	4
 Gunnar Starks	JV	M	T157	15	20	35	0	20	18	38	1	73	1
 Gunnar Tiegen	JV	M	T133	19	15	34	0	21	20	41	1	75	1
 Margaret Walls	N	F	T50	7	7	14	3	13	0	13	2	27	2



 Rylan Webster	V	M	T145	20	21	41	3	24	21	45	0	86	0
<b>Target Count</b>				13	13	26		13	11	24		50	

## Team Totals

	Team Total	Team Rank	Team High Gun Male	Team High Gun Female
<b>Novice</b>	DNQ	DNQ	N/A	Keyara Gifford (62)
<b>Jr. Varsity</b>	397	14	Lance Parker (89)	N/A
<b>Varsity</b>	432	23	Camryn Slowinski (93)	N/A
<b>Team Qualification</b>	438	24		

\* Indicates athlete's ranking among his/her Classification and Gender

\*\* Indicates longest run of hits in reverse order. Used as a tie-breaker if necessary. Not all reverse runs are recorded.

DNQ indicates that the team did not qualify for the specified classification. A minimum of 5 athletes is required to compete in team competitions.

## Team: Cambridge-Isanti High School

Athlete	Class	Gender	Rank*	Session 1 Score				Session 2 Score				Total	
				Rnd 1	Rnd 2	Sub-Total	Rev Run	Rnd 1	Rnd 2	Sub-Total	Rev Run	Total Score	Rev Run**
Lane Anfinson	V	M	T195	21	21	42	0	21	20	41	0	83	0
Brett Becker	JV	M	T43	22	20	42	5	23	19	42	2	84	2
Austin Bunes	V	M	T184	22	21	43	10	19	22	41	15	84	15
Laura Cameron	JV	F	T55	11	17	28	2	11	11	22	0	50	0
Mark Cameron	V	M	T125	21	22	43	9	23	21	44	0	87	0
Zane Carlson	V	M	T255	20	19	39	0	21	19	40	1	79	1
Nathaniel Cole	V	M	323	17	12	29	0	12	18	30	1	59	1
Luke Crawford	V	M	T105	23	24	47	13	20	21	41	0	88	0
Tim Englund	V	M	T283	18	19	37	0	20	19	39	2	76	2
Nick Erickson	JV	M	T199	11	21	32	2	19	18	37	4	69	4
Cody Goodlin	V	M	T267	20	20	40	0	18	20	38	5	78	5

## USA Clay Target League Scoring System

Colton Halgrimson	V	M	T49	22	23	45	2	24	23	47	0	92	0
Brandon Hammes	JV	M	T233	16	12	28	0	19	17	36	1	64	1
Lane Johnson	JV	M	T72	23	20	43	9	21	16	37	0	80	0
Justin Katchmark	V	M	T283	17	17	34	3	20	22	42	6	76	6
Jacob Kilpatrick	V	M	T283	17	17	34	3	20	22	42	6	76	6
Dan Kostka	JV	M	T172	20	17	37	4	18	17	35	1	72	1
Jarod Lande	JV	M	T157	15	20	35	0	16	22	38	1	73	1
Alex Marshall	JV	M	T157	15	20	35	3	17	21	38	3	73	3
Shane Miller	V	M	T90	20	22	42	16	22	25	47	35	89	35
Blake Minke	V	M	T162	20	17	37	3	25	23	48	10	85	10
Hunter Minke	V	M	T145	19	22	41	14	22	23	45	6	86	6
Sydney Nuebel	JV	F	T24	15	20	35	0	19	16	35	1	70	1
Brady Oldenburg	JV	M	T23	24	21	45	0	23	19	42	0	87	0
Hunter Olson	V	M	T105	22	22	44	5	24	20	44	7	88	7
Brenna Peck	JV	F										0	
Jayce Poshek	V	M	T79	21	24	45	8	20	25	45	28	90	28
Kody Puck	JV	M	T96	21	19	40	2	20	18	38	0	78	0
Riley Puck	JV	M	T243	16	16	32	1	15	15	30	0	62	0
Kyle Renner	V	M										0	
Spencer Slothouber	V	M	318	18	20	38	1	16	14	30	1	68	1
Trevor Stromgren	JV	M	273	10	12	22	0	17	12	29	0	51	0
Jessica Vidor	JV	F	49	14	12	26	5	13	19	32	1	58	1
Michael Wade	V	M	T300	19	19	38	2	20	16	36	1	74	1

<b>Target Count</b>				32	32	64		32	32	64		128	
---------------------	--	--	--	----	----	----	--	----	----	----	--	-----	--

## Team Totals













	Team Total	Team Rank	Team High Gun Male	Team High Gun Female
<b>Novice</b>	DNQ	DNQ	N/A	N/A
<b>Jr. Varsity</b>	402	13	Brady Oldenburg (87)	Sydney Nuebel (70)
<b>Varsity</b>	447	15	Colton Halgrimson (92)	N/A
<b>Team Qualification</b>	447	18		

















\* Indicates athlete's ranking among his/her Classification and Gender

\*\* Indicates longest run of hits in reverse order. Used as a tie-breaker if necessary. Not all reverse runs are recorded.

DNQ indicates that the team did not qualify for the specified classification. A minimum of 5 athletes is required to compete in team competitions.

## Team: Cannon Falls High School

Athlete	Class	Gender	Rank*	Session 1 Score				Session 2 Score				Total	
				Rnd 1	Rnd 2	Sub-Total	Rev Run	Rnd 1	Rnd 2	Sub-Total	Rev Run	Total Score	Rev Run**
 Andrew Ayers	V	M	T162	24	24	48	14	17	20	37	3	85	3
 Johan Batham	JV	M	T214	21	14	35	0	14	18	32	2	67	2
 Alese Bentson	JV	F	T13	18	19	37	2	21	18	39	1	76	1
 Anna Bentson	V	F	T13	21	20	41	4	18	19	37	4	78	4
 Alex Engebretsen	V	M	T217	17	19	36	1	22	24	46	0	82	0
 Nick Engebretsen	V	M	T267	22	22	44	0	17	17	34	0	78	0
 Colton Huebsch	JV	M	T157	18	15	33	6	20	20	40	1	73	1
 Gavin Huneke	JV	M	T266	15	13	28	4	13	14	27	0	55	0
 Garrett Klavon	JV	M	T96	19	17	36	0	20	22	42	5	78	5
 Wyatt Klavon	JV	M	T254	16	16	32	0	15	13	28	3	60	3
 Brendan Klitzke	V	M	T255	19	21	40	10	22	17	39	1	79	1
 Cameron Meyers	JV	M	T133	19	21	40	14	16	19	35	6	75	6

 Ella Miller	JV	F	T55	11	15	26	0	10	14	24	4	50	4
 Kendrick Otto	JV	M	T182	13	20	33	0	21	17	38	0	71	0
 Vanessa Peer	JV	F	T39	14	19	33	0	15	15	30	1	63	1
 Cody Rapp	V	M	T267	18	20	38	3	18	22	40	8	78	8
 Grant Schlichting	V	M	T217	19	24	43	4	20	19	39	4	82	4
 Ryan Schlichting	JV	M	T269	14	14	28	1	13	13	26	0	54	0
 Ty Schuttloffel	V	M	T283	20	21	41	12	21	14	35	0	76	0
 Alex Sheryak	JV	F	T35	17	18	35	0	14	16	30	0	65	0
 Bracken Smith	JV	M	283	15	16	31	4					31	
 Skylar St. John	JV	F	T47	18	13	31	1	13	15	28	1	59	1
 Aaron Trost	JV	M	T243	16	15	31	6	14	17	31	3	62	3
 Daniel Trost	JV	M	T157	18	17	35	3	18	20	38	1	73	1
 Karl Trost	JV	M	T157	17	14	31	2	19	23	42	5	73	5
 John Twedt	V	M	T195	20	21	41	11	21	21	42	0	83	0
 Sara Twedt	JV	F	51	11	11	22	6	13	20	33	4	55	4
 Kaleb Zimmerman	V	M	T293	15	22	37	7	20	18	38	0	75	0
<b>Target Count</b>				28	28	56		27	27	54		110	

## Team Totals




















	Team Total	Team Rank	Team High Gun Male	Team High Gun Female
<b>Novice</b>	DNQ	DNQ	N/A	N/A
<b>Jr. Varsity</b>	375	21	Garett Klavon (78)	Alese Bentson (76)
<b>Varsity</b>	411	27	Andrew Ayers (85)	Anna Bentson (78)
<b>Team Qualification</b>	411	27		

\* Indicates athlete's ranking among his/her Classification and Gender

















\*\* Indicates longest run of hits in reverse order. Used as a tie-breaker if necessary. Not all reverse runs are recorded.

DNQ indicates that the team did not qualify for the specified classification. A minimum of 5 athletes is required to compete in team competitions.

## Team: Centennial High School of Circle Pines

Athlete	Class	Gender	Rank*	Session 1 Score				Session 2 Score				Total	
				Rnd 1	Rnd 2	Sub-Total	Rev Run	Rnd 1	Rnd 2	Sub-Total	Rev Run	Total Score	Rev Run**
 Caleb Aardahl	N	M	T7	15	20	35	10	24	0	24	18	59	18
 Jordan Anderson	JV	F	5	20	22	42	11	21	20	41	0	83	0
 Ryan Baker	V	M	T267	18	20	38	1	18	22	40	9	78	9
 Ben Becker	JV	M	T64	21	22	43	0	19	19	38	4	81	4
 Garrett Clancy	V	M	T195	20	19	39	4	21	23	44	5	83	5
 Brian Conroy	JV	M	T72	21	20	41	3	19	20	39	12	80	12
 Bryan Eastlund	JV	M	T30	21	24	45	18	19	22	41	4	86	4
 Nathan Foster	JV	M	T157	20	18	38	0	17	18	35	1	73	1
 Alyson Hanzal	N	F	T10	19	19	38	1	16	0	16	7	54	7
 Tyler Isaacson-Jelberg	JV	M	276	15	14	29	0	9	9	18	0	47	0
 Michael Jennrich	JV	M	T58	22	21	43	4	21	18	39	1	82	1
 Brad Kilmer	JV	M	T218	21	16	37	0	14	15	29	2	66	2
 Lane Koch	V	M	T125	24	20	44	1	23	20	43	9	87	9
 Tristan Kubat	V	M	T217	23	16	39	1	22	21	43	0	82	0
 Alexis Kwiatkowski	JV	F	T57	8	14	22	1	14	11	25	0	47	0
 Jake Larson	JV	M	T17	21	23	44	9	22	22	44	11	88	11
 Zachery Leonard	JV	M	T43	23	24	47	13	18	19	37	5	84	5
 Adam Lindberg	JV	M	T17	21	22	43	5	25	20	45	1	88	1
 Nick McKinney	JV	M	T111	20	20	40	2	14	23	37	23	77	23

USA Clay Target League Scoring System

 John Mulvihill	JV	M											0	
 Corey Nardecchia	JV	M	T247	14	14	28	2	16	17	33	0	61	0	
 Conor Obrien	V	M	T145	20	22	42	4	23	21	44	4	86	4	
 Jake Olson	JV	M	T133	19	16	35	3	20	20	40	5	75	5	
 Tanner Olson	JV	M	T190	17	13	30	1	19	21	40	1	70	1	
 Zac Olson	JV	M	T64	21	22	43	10	19	19	38	7	81	7	
 Elisabeth Rebrovich	JV	F	T35	19	18	37	8	14	14	28	0	65	0	
 Max Soler	JV	M	T152	19	21	40	1	15	19	34	0	74	0	
 Brent Solheid	JV	M	T133	18	18	36	5	19	20	39	7	75	7	
 Michael Solheid	JV	M	T269	20	10	30	0	11	13	24	0	54	0	
 Zach Stibbe	JV	M	T9	19	23	42	12	24	24	48	13	90	13	
 Carson Tembrock	V	M	T90	21	22	43	5	21	25	46	29	89	29	
 Ryan Trettel	V	M	T255	23	22	45	4	17	17	34	2	79	2	
 Jaylen Welciek	N	M	T9	17	19	36	0	21	0	21	0	57	0	
 Carlin Wolleat	JV	M										0		
 Randy Zimmerman	JV	M	T263	12	15	27	0	11	20	31	8	58	8	
<b>Target Count</b>				33	33	66		33	30	63		129		

Team Totals

	Team Total	Team Rank	Team High Gun Male	Team High Gun Female
<b>Novice</b>	DNQ	DNQ	Caleb Aardahl (59)	Alyson Hanzal (54)
<b>Jr. Varsity</b>	436	4	Zach Stibbe (90)	Jordan Anderson (83)
<b>Varsity</b>	427	26	Carson Tembrock (89)	N/A
<b>Team Qualification</b>	442	20		

\* Indicates athlete's ranking among his/her Classification and Gender

\*\* Indicates longest run of hits in reverse order. Used as a tie-breaker if necessary. Not all reverse runs are recorded.

DNQ indicates that the team did not qualify for the specified classification. A minimum of 5 athletes is required to compete in team competitions.

## Team: Cretin-Derham Hall High School

Athlete	Class	Gender	Rank*	Session 1 Score				Session 2 Score				Total	
				Rnd 1	Rnd 2	Sub-Total	Rev Run	Rnd 1	Rnd 2	Sub-Total	Rev Run	Total Score	Rev Run**
Charlotte Conley	N	F										0	
David Deaver	V	M	T217	22	21	43	5	20	19	39	0	82	0
Jack Engstrom	N	M	T53	12	13	25	0	13	0	13	2	38	2
Madeline Indehar	N	F	T38	6	16	22	0	15	0	15	1	37	1
Dylan Jacobson	V	M	T79	20	25	45	25	24	21	45	2	90	2
John Koop	V	M	T162	22	21	43	0	23	19	42	1	85	1
Mike Lehner	V	M	T61	23	25	48	38	21	22	43	5	91	5
Zach Lehner	V	M										0	
Stanley Lukas	V	M	T125	23	20	43	5	21	23	44	0	87	0
Francesca Monacelli	N	F										0	
Anna Muccio	V	F	T15	21	21	42	0	19	16	35	0	77	0
Cole Overland	JV	M	T96	16	23	39	9	21	18	39	6	78	6
Sophie Perron	N	F	43	11	17	28	2	8	0	8	0	36	0
Leland Pornschloegl	V	M	T300	19	18	37	3	19	18	37	1	74	1
Seth Rubbelke	V	M	T231	21	20	41	3	20	20	40	6	81	6
Christopher Rugloski	JV	M										0	
Jack Rymanowski	JV	M	T133	17	20	37	3	20	18	38	0	75	0
Buck Strain	V	M	T273	20	23	43	19	16	18	34	0	77	0
Yale Williams	JV	M										0	
<b>Target Count</b>				14	14	28		14	11	25		53	

## Team Totals

	Team Total	Team Rank	Team High Gun Male	Team High Gun Female
<b>Novice</b>	DNQ	DNQ	Jack Engstrom (38)	Madeline Indehar (37)
<b>Jr. Varsity</b>	DNQ	DNQ	Cole Overland (78)	N/A
<b>Varsity</b>	435	22	Mike Lehner (91)	Anna Muccio (77)
<b>Team Qualification</b>	435	25		

\* Indicates athlete's ranking among his/her Classification and Gender

\*\* Indicates longest run of hits in reverse order. Used as a tie-breaker if necessary. Not all reverse runs are recorded.

DNQ indicates that the team did not qualify for the specified classification. A minimum of 5 athletes is required to compete in team competitions.

## Team: Dawson-Boyd High School

Athlete	Class	Gender	Rank*	Session 1 Score				Session 2 Score				Total	
				Rnd 1	Rnd 2	Sub-Total	Rev Run	Rnd 1	Rnd 2	Sub-Total	Rev Run	Total Score	Rev Run**
Gavin Abernathy	JV	M	T237	16	16	32	0	15	16	31	1	63	1
Wyly Andrews	JV	M	T64	23	20	43	7	18	20	38	2	81	2
Dalton Bach	JV	M	T157	18	18	36	1	20	17	37	2	73	2
Samuel Bailey	JV	M	T133	18	21	39	3	18	18	36	3	75	3
Cade Buer	N	M	T37	12	15	27	0	16	0	16	3	43	3
Heath Buer	JV	M	T182	16	20	36	2	17	18	35	5	71	5
Matt Chrtt	JV	M	T199	16	18	34	3	19	16	35	0	69	0
Jacob Conover	JV	M	T222	14	19	33	1	16	16	32	1	65	1
Logan Conover	N	M	T49	17	12	29	0	10	0	10	1	39	1
Elijah Fjerkenstad	N	M	35	12	16	28	5	17	0	17	1	45	1
Presten Gruwell	JV	M	T259	12	18	30	5	17	12	29	0	59	0
Yale Hofmann	JV	M	284	9	5	14	0	3	4	7	0	21	0
Mason Hutt	JV	M	T222	16	14	30	4	17	18	35	4	65	4



Caleb Johnson	JV	M	T222	13	18	31	3	17	17	34	2	65	2
Codie Johnson	N	M	59	9	11	20	0	12	0	12	0	32	0
Tanner Johnson	JV	M	272	13	12	25	0	14	13	27	1	52	1
Colin Jorgens	JV	M	T278	9	12	21	1	15	9	24	0	45	0
Brandon Krosch	N	M	T53	11	17	28	2	10	0	10	0	38	0
Levi Loose	V	M	T49	23	23	46	16	22	24	46	22	92	22
John Lund	JV	M	T84	19	18	37	1	22	20	42	1	79	1
Ryan Lund	JV	M	T214	20	18	38	0	15	14	29	5	67	5
Grant Martinson	N	M	33	15	15	30	1	17	0	17	3	47	3
Jakob Peterson	JV	M	T278	10	9	19	1	14	12	26	0	45	0
Sawyer Plessner	JV	M	T259	14	16	30	3	13	16	29	2	59	2
Holly Polzine	N	F	22	16	16	32	3	14	0	14	1	46	1
Nicholas Teigland	JV	M	T172	12	19	31	6	19	22	41	19	72	19
Wyatt Wiebe	N	M	T25	13	16	29	5	21	0	21	0	50	0
Wylie Wiebe	N	M	T37	11	17	28	1	15	0	15	4	43	4
Georgia Will	N	F	54	7	9	16	2	8	0	8	0	24	0
<b>Target Count</b>				29	29	58		29	19	48		106	

## Team Totals

	Team Total	Team Rank	Team High Gun Male	Team High Gun Female
<b>Novice</b>	231	9	Wyatt Wiebe (50)	Holly Polzine (46)
<b>Jr. Varsity</b>	380	19	Wylie Andrews (81)	N/A
<b>Varsity</b>	DNQ	DNQ	Levi Loose (92)	N/A
<b>Team Qualification</b>	400	28		

\* Indicates athlete's ranking among his/her Classification and Gender

\*\* Indicates longest run of hits in reverse order. Used as a tie-breaker if necessary. Not all reverse runs are recorded.

DNQ indicates that the team did not qualify for the specified classification. A minimum of 5 athletes is required to compete in team competitions.

## Team: Eden Prairie High School

Athlete	Class	Gender	Rank*	Session 1 Score				Session 2 Score				Total	
				Rnd 1	Rnd 2	Sub-Total	Rev Run	Rnd 1	Rnd 2	Sub-Total	Rev Run	Total Score	Rev Run**
Cabot Allen	V	M	T12	23	23	46	22	24	25	49	35	95	35
Bjorn Aronsen	V	M	T273	18	18	36	0	20	21	41	5	77	5
Jace Christensen	V	M	T267	18	20	38	6	21	19	40	2	78	2
Gianni Gambucci	JV	M	T190	18	19	37	0	15	18	33	1	70	1
Grant Kokal	JV	M	265	17	14	31	2	12	14	26	1	57	1
Hunter Kotschevar	JV	M	277	8	9	17	3	14	15	29	1	46	1
Tj Leske	V	M	T21	23	24	47	20	22	25	47	38	94	38
Tyee Leske	JV	M	T30	20	24	44	7	21	21	42	1	86	1
Mitchell Mullen	JV	M	T199	18	14	32	2	18	19	37	1	69	1
Michael Pashina	JV	M	T190	13	21	34	0	18	18	36	3	70	3
Adam Reynolds	V	M	T12	25	24	49	1	22	24	46	1	95	1
Matt Taylor	V	M	T61	22	22	44	6	22	25	47	33	91	33
Ashton Voehl	JV	M	T152	17	19	36	3	21	17	38	1	74	1
<b>Target Count</b>				13	13	26		13	13	26		52	

## Team Totals

	Team Total	Team Rank	Team High Gun Male	Team High Gun Female
<b>Novice</b>	DNQ	DNQ	N/A	N/A
<b>Jr. Varsity</b>	369	22	Tyee Leske (86)	N/A
<b>Varsity</b>	453	12	Cabot Allen (95)	N/A
<b>Team Qualification</b>	461	12		

\* Indicates athlete's ranking among his/her Classification and Gender

\*\* Indicates longest run of hits in reverse order. Used as a tie-breaker if necessary. Not all reverse runs are recorded.

DNQ indicates that the team did not qualify for the specified classification. A minimum of 5 athletes is required to compete in team competitions.

### Team: Glencoe-Silver Lake High School

Athlete	Class	Gender	Rank*	Session 1 Score				Session 2 Score				Total	
				Rnd 1	Rnd 2	Sub-Total	Rev Run	Rnd 1	Rnd 2	Sub-Total	Rev Run	Total Score	Rev Run**
Jessica Alsleben	V	F	T15	18	23	41	11	15	21	36	9	77	9
Ethan Bernstein	N	M	T42	16	12	28	1	13	0	13	0	41	0
Morgan Bernstein	JV	F	7	17	22	39	2	21	21	42	8	81	8
Cameron Chap	V	M	T255	19	21	40	8	19	20	39	0	79	0
Katie Collins	V	F	T8	20	19	39	3	22	22	44	0	83	0
Blake Dahlke	JV	M	T38	23	22	45	9	19	21	40	1	85	1
Dylan Dahlke	V	M	T105	21	23	44	5	21	23	44	3	88	3
Katelyn Dammann	N	F	T31	14	15	29	0	13	0	13	4	42	4
Benjamin Donnay	V	M	T241	23	18	41	0	18	21	39	1	80	1
Justin Dose	N	M	T9	18	21	39	5	18	0	18	4	57	4
Daria Fegley	N	F										0	
Brandon Fronk	V	M	T61	23	22	45	12	22	24	46	10	91	10
Kaitlyn Grack	N	F	35	14	15	29	1	11	0	11	0	40	0
Andrew Harpel	N	M	5	20	21	41	3	21	0	21	6	62	6
Haley Kirchoff	N	F	T7	15	20	35	4	21	0	21	0	56	0
Dalton Kosek	V	M	T273	17	22	39	7	18	20	38	1	77	1
Mia Laplante	N	F	T20	16	16	32	2	15	0	15	0	47	0
Leah Litzau													

	N	F	T24	18	14	32	1	12	0	12	0	44	0
Jake Mohr	V	M	T184	20	23	43	17	21	20	41	9	84	9
Chase Noeldner	JV	M	T123	21	19	40	3	18	18	36	1	76	1
Hunter Noeldner	V	M	T162	19	20	39	7	23	23	46	0	85	0
Blake Orloff	JV	M	T243	18	14	32	2	15	15	30	0	62	0
Brandon Potter	JV	M	T222	17	13	30	1	19	16	35	0	65	0
Trevor Potter	JV	M	T247	10	15	25	10	19	17	36	1	61	1
Courtney Richer	N	F	19	19	17	36	2	12	0	12	2	48	2
Matt Sanchez	V	M	T195	19	18	37	5	22	24	46	19	83	19
Mason Trippel	JV	M	T58	20	22	42	10	21	19	40	6	82	6
<b>Target Count</b>				26	26	52		26	17	43		95	

## Team Totals



	Team Total	Team Rank	Team High Gun Male	Team High Gun Female
<b>Novice</b>	270	3	Andrew Harpel (62)	Haley Kirchoff (56)
<b>Jr. Varsity</b>	389	17	Blake Dahlke (85)	Morgan Bernstein (81)
<b>Varsity</b>	431	25	Brandon Fronk (91)	Katie Collins (83)
<b>Team Qualification</b>	433	26		

\* Indicates athlete's ranking among his/her Classification and Gender




















\*\* Indicates longest run of hits in reverse order. Used as a tie-breaker if necessary. Not all reverse runs are recorded.

DNQ indicates that the team did not qualify for the specified classification. A minimum of 5 athletes is required to compete in team competitions.

## Team: Hermantown High School

Athlete	Class	Gender	Rank*	Session 1 Score				Session 2 Score				Total	
				Rnd 1	Rnd 2	Sub-Total	Rev Run	Rnd 1	Rnd 2	Sub-Total	Rev Run	Total Score	Rev Run**
 Hannah Ballavance	JV	F	T45	12	14	26	3	18	16	34	1	60	1
 Gavin Cain	V	M	T293	17	17	34	7	20	21	41	4	75	4

## USA Clay Target League Scoring System

 Adam Fairbanks	V	M	T79	23	24	47	8	20	23	43	5	90	5
 Logan Fralich	V	M	T273	21	19	40	3	20	17	37	1	77	1
 Jacob Gange	JV	M	T266	11	15	26	2	14	15	29	0	55	0
 Cooper Hagen	JV	M										0	
 Rylan Hay	N	M	T31	18	16	34	2	14	0	14	2	48	2
 Bronson Hoglund	V	M	T320	17	19	36	1	9	19	28	1	64	1
 Jack Housey	JV	M	T72	18	19	37	1	21	22	43	16	80	16
 Will Housey	V	M	T255	23	21	44	6	17	18	35	1	79	1
 Cade Jaros	N	M	T42	10	10	20	2	21	0	21	0	41	0
 Cody Lau	JV	M	T190	15	16	31	4	21	18	39	4	70	4
 Dylan Mesojedec	JV	M	T237	13	13	26	1	19	18	37	1	63	1
 Kohlton Miller	V	M	T21	23	24	47	9	23	24	47	6	94	6
 Collin O'Toole	V	M	T308	15	20	35	5	16	21	37	2	72	2
 Devin Peterson	V	M	T105	22	20	42	6	24	22	46	0	88	0
 Tyler Rollins	V	M	T308	20	17	37	2	14	21	35	6	72	6
 Anden Stroik	JV	M	T72	19	20	39	5	19	22	41	13	80	13
 Jesse Voss	V	M	T267	20	18	38	0	21	19	40	5	78	5
 Riley Voss	N	F	T24	13	16	29	3	15	0	15	0	44	0
 Tyler Winberg	V	M	T125	22	21	43	1	23	21	44	5	87	5
<b>Target Count</b>				20	20	40		20	17	37		77	

## Team Totals

	Team Total	Team Rank	Team High Gun Male	Team High Gun Female
<b>Novice</b>	DNQ	DNQ	Rylan Hay (48)	Riley Voss (44)
<b>Jr. Varsity</b>	353	23	Anden Stroik (80)	Hannah Ballavance (60)
<b>Varsity</b>	438	20	Kohlton Miller (94)	N/A

















<b>Team Qualification</b>	439	22		
---------------------------	-----	----	--	--

\* Indicates athlete's ranking among his/her Classification and Gender























\*\* Indicates longest run of hits in reverse order. Used as a tie-breaker if necessary. Not all reverse runs are recorded.

DNQ indicates that the team did not qualify for the specified classification. A minimum of 5 athletes is required to compete in team competitions.

## Team: Kimball High School

Athlete	Class	Gender	Rank*	Session 1 Score				Session 2 Score				Total	
				Rnd 1	Rnd 2	Sub-Total	Rev Run	Rnd 1	Rnd 2	Sub-Total	Rev Run	Total Score	Rev Run**
 Jacob Borman	V	M	T31	25	24	49	2	20	24	44	19	93	19
 Kylie Carlson	N	F	T31	14	13	27	1	15	0	15	2	42	2
 Cole Czech	V	M	T90	22	24	46	5	20	23	43	0	89	0
 Arianna Davis	JV	F	T13	18	22	40	1	17	19	36	11	76	11
 Hunter Davis	V	M	T31	23	22	45	6	25	23	48	0	93	0
 Anna Donnay	JV	F	T24	19	19	38	4	17	15	32	3	70	3
 Josh Donnay	JV	M	T254	11	14	25	3	17	18	35	2	60	2
 Hannah Ehlinger	N	F	T24	14	13	27	0	17	0	17	2	44	2
 Samuel Ehlinger	V	M	T31	24	24	48	13	23	22	45	16	93	16
 Zach Garding	JV	M	T84	21	18	39	1	18	22	40	3	79	3
 Casey Gohmann	JV	M	T96	21	20	41	6	18	19	37	1	78	1
 Brandon Guggisberg	N	M	T28	15	19	34	0	15	0	15	2	49	2
 Cole Hilsgen	V	M	T241	19	22	41	3	17	22	39	1	80	1
 Mitchell Jansky	V	M	T231	19	19	38	7	21	22	43	3	81	3
 Ian Johnson	JV	M	T157	17	21	38	0	17	18	35	1	73	1
 Michael Kiphuth	V	M	T255	21	21	42	3	17	20	37	1	79	1

## USA Clay Target League Scoring System

 Jack Knaus	V	M	1	25	25	50	50	25	25	50	50	100	100
 Tyler Konz	JV	M										0	
 Cailyn Kuechle	N	F	T38	12	11	23	1	14	0	14	0	37	0
 Scott Laudenbach	V	M	T61	23	22	45	11	24	22	46	0	91	0
 Mike Lochen	JV	M	T84	22	21	43	7	19	17	36	2	79	2
 Tom Lochen	V	M	T162	22	23	45	14	18	22	40	4	85	4
 Kimburly Loycano	JV	F	T17	18	20	38	4	19	17	36	1	74	1
 Andrew Massmann	JV	M	T247	13	15	28	2	17	16	33	6	61	6
 Charlie Meyer	N	M	62	11	10	21	2	5	0	5	0	26	0
 Henry Meyer	JV	M	T247	16	17	33	2	16	12	28	0	61	0
 Alex Nelson	N	M	T25	19	18	37	2	13	0	13	3	50	3
 Parker Peglow	V	M										0	
 Brandon Rosha	JV	M	T133	18	23	41	3	18	16	34	1	75	1
 Spencer Schmitz	JV	M	T96	20	20	40	4	17	21	38	3	78	3
 Tucker Schultz	N	M	3	20	22	42	1	24	0	24	0	66	0
 Aaron Serbus	V	M	T195	20	21	41	8	20	22	42	19	83	19
 William Tadych	V	M	T145	22	22	44	0	19	23	42	0	86	0
 Kaitlyn Truenow	N	F	9	17	21	38	1	17	0	17	0	55	0
 Noah Young	V	M	T90	23	22	45	1	24	20	44	3	89	3
 Ben Zipoy	JV	M	T222	16	13	29	0	18	18	36	6	65	6
 John Zipoy	JV	M	T222	18	17	35	2	16	14	30	1	65	1
 Julia Zipoy	JV	F	T53	10	15	25	4	9	17	26	0	51	0
<b>Target Count</b>				36	36	72		36	28	64		136	

## Team Totals

	Team Total	Team Rank	Team High Gun Male	Team High Gun Female
<b>Novice</b>	264	4	Tucker Schultz (66)	Kaitlyn Truenow (55)
<b>Jr. Varsity</b>	390	16	Zach Garding (79)	Arianna Davis (76)
<b>Varsity</b>	470	4	Jack Knaus (100)	N/A
<b>Team Qualification</b>	470	4		

\* Indicates athlete's ranking among his/her Classification and Gender

\*\* Indicates longest run of hits in reverse order. Used as a tie-breaker if necessary. Not all reverse runs are recorded.

DNQ indicates that the team did not qualify for the specified classification. A minimum of 5 athletes is required to compete in team competitions.

## Team: Lac qui Parle Valley High School

Athlete	Class	Gender	Rank*	Session 1 Score				Session 2 Score				Total	
				Rnd 1	Rnd 2	Sub-Total	Rev Run	Rnd 1	Rnd 2	Sub-Total	Rev Run	Total Score	Rev Run**
Tony Abramoski	JV	M										0	
Brett Baldwin	V	M	T9	23	25	48	33	25	23	48	11	96	11
Clayton Beck	JV	M	T17	22	21	43	0	21	24	45	18	88	18
Cole Bungarden	V	M	T49	22	23	45	17	24	23	47	3	92	3
Joey Devorak	JV	M										0	
Ryder Droogsma	JV	M	T123	20	19	39	11	16	21	37	9	76	9
Tucker Droogsma	JV	M	T51	20	20	40	0	19	24	43	5	83	5
Trevor Gearman	JV	M	T30	21	23	44	7	20	22	42	15	86	15
Michael Gibson	V	M										0	
Jarrold Higgins	JV	M	T43	21	22	43	4	19	22	41	5	84	5
Molly Holtz	JV	F	4	19	20	39	3	25	20	45	1	84	1
Nathan Hurst	N	M	2	21	21	42	5	24	0	24	23	66	23
Samuel Hurst	JV	M	T84	19	22	41	12	22	16	38	2	79	2



Ellie Jacobs	N	F	T31	17	16	33	1	9	0	9	0	42	0
Korbin Kells	JV	M	T51	21	20	41	9	22	20	42	0	83	0
Kyson Kells	JV	M	T7	23	21	44	3	25	22	47	7	91	7
Brennen Longnecker	V	M	T195	19	22	41	0	20	22	42	10	83	10
Taylor Loterbauer	N	F										0	
Austin Mattocks	N	M	T42	18	13	31	5	10	0	10	0	41	0
Ashton Molden	N	F	T16	18	17	35	0	14	0	14	1	49	1
Chase Olson	N	M	4	18	23	41	9	22	0	22	9	63	9
Tyson Olson	N	M	T31	16	18	34	2	14	0	14	0	48	0
Mason Orest	N	M	1	22	23	45	23	23	0	23	2	68	2
Clayton Patzer	V	M	T79	21	21	42	10	25	23	48	15	90	15
Quintin Peterson	V	M	T79	22	23	45	4	21	24	45	23	90	23
Gerald Piotter	JV	M	T17	22	21	43	3	23	22	45	3	88	3
Hunter Platow	V	M	T231	20	24	44	14	15	22	37	9	81	9
Kassidy Platow	JV	F	T8	20	21	41	11	21	18	39	2	80	2
Gretchen Rademacher	JV	F	T17	16	18	34	3	21	19	40	2	74	2
Jonathan Ransom	N	M	T7	19	19	38	7	21	0	21	6	59	6
Matthew Rheingans	JV	M										0	
Chloe Sachs	JV	F										0	
Kyle Schellberg	V	M	T49	24	22	46	13	23	23	46	1	92	1
Brock Shelstad	N	M										0	
Mitchell Syltie	JV	M	T172	16	17	33	0	19	20	39	2	72	2
Nicholas Wangler	N	M	6	19	20	39	0	22	0	22	12	61	12

Makayla Wildung	N	F	T29	16	17	33	3	10	0	10	0	43	0
<b>Target Count</b>				30	30	60		30	20	50		110	

## Team Totals












	Team Total	Team Rank	Team High Gun Male	Team High Gun Female
<b>Novice</b>	317	1	Mason Orest (68)	Ashton Molden (49)
<b>Jr. Varsity</b>	437	3	Kyson Kells (91)	Molly Holtz (84)
<b>Varsity</b>	460	9	Brett Baldwin (96)	N/A
<b>Team Qualification</b>	461	11		

\* Indicates athlete's ranking among his/her Classification and Gender
























\*\* Indicates longest run of hits in reverse order. Used as a tie-breaker if necessary. Not all reverse runs are recorded.


DNQ indicates that the team did not qualify for the specified classification. A minimum of 5 athletes is required to compete in team competitions.

## Team: Lakeview High School

Athlete	Class	Gender	Rank*	Session 1 Score				Session 2 Score				Total	
				Rnd 1	Rnd 2	Sub-Total	Rev Run	Rnd 1	Rnd 2	Sub-Total	Rev Run	Total Score	Rev Run**
 Cole Arends	N	M	60	10	14	24	1	7	0	7	0	31	0
 Emily Beck	V	F	7	23	22	45	4	20	19	39	1	84	1
 Kyle Beck	V	M	T21	25	23	48	3	24	22	46	11	94	11
 Teal Bofferding	V	F	10	22	23	45	19	19	18	37	2	82	2
 Reid Bot	V	M	T231	21	17	38	3	21	22	43	1	81	1
 Bailey Buntjer	V	F	T13	23	17	40	0	17	21	38	4	78	4
 Cole Busack	JV	M	T207	19	18	37	0	15	16	31	5	68	5
 Zak Busack	V	M	T316	18	16	34	2	18	17	35	3	69	3
 Cayden Caron	JV	M	T247	16	16	32	0	11	18	29	2	61	2
 Mallory Ebnet	JV	F	T28	19	16	35	1	18	16	34	0	69	0
 Tom Geihl	V	M	T195	19	19	38	1	23	22	45	5	83	5

## USA Clay Target League Scoring System

 Logan Gile	V	M	T283	17	24	41	17	16	19	35	4	76	4
 Megan Gile	V	F	22	15	19	34	7	16	21	37	7	71	7
 Mckenzy Grunewald	N	F	T24	14	14	28	0	16	0	16	2	44	2
 Colton Haugen	V	M	T49	24	24	48	23	22	22	44	6	92	6
 Dakota Haugen	V	M	T255	18	19	37	2	23	19	42	7	79	7
 Bailey Herigon	N	F	T36	16	12	28	1	10	0	10	0	38	0
 Dayton Herigon	V	M	3	25	24	49	8	24	25	49	39	98	39
 Seth Johnson	V	M	T105	23	24	47	12	20	21	41	1	88	1
 Austin Kosen	V	M	T184	21	20	41	10	22	21	43	0	84	0
 Faith Louwagie	N	F	T45	8	14	22	0	10	0	10	1	32	1
 Michael Louwagie	V	M	T105	23	21	44	1	20	24	44	23	88	23
 Ethan Matthys	JV	M	T51	21	17	38	0	24	21	45	1	83	1
 Austin Naab	V	M	T308	22	20	42	13	15	15	30	2	72	2
 Riley Ness	V	M	T145	23	22	45	2	21	20	41	7	86	7
 Lucee Olson	JV	F	T43	12	17	29	0	14	18	32	4	61	4
 Riley Olson	JV	M	T233	16	18	34	0	14	16	30	3	64	3
 Travis Radke	V	M	T195	22	18	40	1	22	21	43	0	83	0
 Michaela Schuster	JV	F	T47	14	13	27	0	17	15	32	2	59	2
 Carter Timm	V	M	T184	20	21	41	2	20	23	43	3	84	3
 Parker Viaene	V	M	T90	22	24	46	21	24	19	43	2	89	2
 Jaydn Walberg	V	M	T145	21	23	44	12	20	22	42	15	86	15
 Dalten Wernimont	V	M	T217	20	23	43	16	17	22	39	0	82	0
 Jon Wyffels	V	M	T61	21	24	45	19	25	21	46	5	91	5

 Leah Wymer	N	F	T50	9	8	17	0	10	0	10	0	27	0
<b>Target Count</b>				35	35	70		35	30	65		135	

## Team Totals

	Team Total	Team Rank	Team High Gun Male	Team High Gun Female
<b>Novice</b>	172	10	Cole Arends (31)	Mckenzy Grunewald (44)
<b>Jr. Varsity</b>	345	26	Ethan Matthys (83)	Mallory Ebnet (69)
<b>Varsity</b>	464	7	Dayton Herigon (98)	Emily Beck (84)
<b>Team Qualification</b>	464	8		

\* Indicates athlete's ranking among his/her Classification and Gender

\*\* Indicates longest run of hits in reverse order. Used as a tie-breaker if necessary. Not all reverse runs are recorded.

DNQ indicates that the team did not qualify for the specified classification. A minimum of 5 athletes is required to compete in team competitions.

## Team: Mahtomedi High School

Athlete	Class	Gender	Rank*	Session 1 Score				Session 2 Score				Total	
				Rnd 1	Rnd 2	Sub-Total	Rev Run	Rnd 1	Rnd 2	Sub-Total	Rev Run	Total Score	Rev Run**
Jeremy Bartylla	N	M	61	11	8	19	0	9	0	9	0	28	0
Tucker Bartylla	JV	M	T84	19	20	39	3	21	19	40	8	79	8
Will Becker	JV	M	T123	25	18	43	6	18	15	33	6	76	6
Erik Benson	V	M	T31	23	22	45	12	25	23	48	6	93	6
Brody Beskar	JV	M	T152	15	17	32	0	21	21	42	0	74	0
Nicholas Blossom	JV	M										0	
Jacob Bogdanovich	V	M	T293	17	17	34	2	18	23	41	16	75	16
William Byrd	N	M										0	
Kara Dahlberg	JV	F	T8	22	22	44	4	19	17	36	1	80	1
Anna Early	V	F	6	23	23	46	1	22	20	42	5	88	5
William Goebel	V	M										0	

## USA Clay Target League Scoring System

Jack Graff	N	M	T13	18	19	37	0	19	0	19	7	56	7
Timothy Gunderson Jr.	N	M										0	
Wyatt Hanson	JV	M	T133	20	20	40	2	15	20	35	3	75	3
Sam Hoffman	JV	M	T12	24	23	47	5	23	19	42	0	89	0
Brandon Hull	JV	M	T84	23	20	43	0	19	17	36	1	79	1
Jake Kurn	JV	M	T207	16	17	33	1	19	16	35	3	68	3
Trenton Miller	JV	M	T111	18	19	37	1	18	22	40	6	77	6
Mitch Munion	V	M	T217	23	16	39	3	22	21	43	4	82	4
Joey Murray	JV	M	T72	15	21	36	0	22	22	44	1	80	1
Jack Nelson	V	M	T217	19	21	40	1	20	22	42	6	82	6
Alex Olson	JV	M	T172	12	21	33	9	19	20	39	7	72	7
Drake Ouimet	JV	M	T64	19	19	38	3	19	24	43	3	81	3
Owen Ricker	JV	M	T214	17	19	36	3	17	14	31	0	67	0
John Stellmach	JV	M										0	
Shane Sullivan	JV	M										0	
William Wasieleski	V	M	T145	22	22	44	2	19	23	42	0	86	0
Lars Welshinger	N	M										0	
Brad Wlashin	N	M	T42	9	12	21	1	20	0	20	1	41	1
Thomas Zellmer	V	M	T241	20	18	38	2	21	21	42	12	80	12
<b>Target Count</b>				23	23	46		23	20	43		89	

## Team Totals

	Team Total	Team Rank	Team High Gun Male	Team High Gun Female
<b>Novice</b>	DNQ	DNQ	Jack Graff (56)	N/A
<b>Jr. Varsity</b>	409	12	Sam Hoffman (89)	Kara Dahlberg (80)
<b>Varsity</b>	431	24	Erik Benson (93)	Anna Early (88)

<b>Team Qualification</b>	438	23		
---------------------------	-----	----	--	--

\* Indicates athlete's ranking among his/her Classification and Gender

\*\* Indicates longest run of hits in reverse order. Used as a tie-breaker if necessary. Not all reverse runs are recorded.

DNQ indicates that the team did not qualify for the specified classification. A minimum of 5 athletes is required to compete in team competitions.

### Team: Minnetonka High School

Athlete	Class	Gender	Rank*	Session 1 Score				Session 2 Score				Total	
				Rnd 1	Rnd 2	Sub-Total	Rev Run	Rnd 1	Rnd 2	Sub-Total	Rev Run	Total Score	Rev Run**
Mitch Mcgannon	V	M	T184	18	22	40	2	21	23	44	5	84	5
Owen Anderson	V	M	T125	22	24	46	3	18	23	41	10	87	10
Joshua Betterman	V	M	T145	20	21	41	5	22	23	45	2	86	2
Grant Birno	V	M	T12	24	23	47	10	25	23	48	3	95	3
August Blasing	JV	M	T58	19	21	40	1	21	21	42	10	82	10
Jack Bowman	V	M	T195	21	20	41	6	21	21	42	1	83	1
Daniel Callister	JV	M	T23	23	20	43	5	22	22	44	17	87	17
Gibran Daldoul	JV	M	T243	11	17	28	8	15	19	34	7	62	7
Olivia DeBoer	JV	F	T57	12	12	24	0	11	12	23	3	47	3
Theodore DeRoode	V	M	T300	21	18	39	5	15	20	35	2	74	2
Tommy Dhamer	V	M	322	19	13	32	0	18	11	29	0	61	0
Jake Erickson	V	M	T293	21	20	41	1	19	15	34	1	75	1
Andrew Frankwitz	JV	M	T157	13	17	30	9	21	22	43	18	73	18
Jacob Hagen	V	M	T125	22	23	45	14	20	22	42	22	87	22
Isabel Hooper	V	F	20	18	20	38	1	19	16	35	2	73	2
Charlie Horn	JV	M	281	9	10	19	1	14	10	24	0	43	0

## USA Clay Target League Scoring System

Jack Hunninghake	JV	M										0	
Lilian Jaeger	JV	F	T39	16	15	31	0	18	14	32	2	63	2
Kristine Jecha	JV	F	52	9	15	24	6	10	20	30	0	54	0
Michelle Jecha	JV	F	11	17	21	38	7	20	20	40	4	78	4
James Jorde	JV	M	T157	17	22	39	2	17	17	34	4	73	4
Taylor Kempf	JV	F	T24	17	17	34	4	22	14	36	2	70	2
Anders Maples	JV	M	T172	15	21	36	9	16	20	36	1	72	1
Jake Modell	JV	M	T12	21	21	42	1	23	24	47	10	89	10
Harrison Norby	V	M	313	17	18	35	0	20	16	36	0	71	0
Max Schlotthauer	JV	M										0	
Jacob Schuldt	JV	M	4	23	22	45	6	24	25	49	47	94	47
Diesel Sturey	JV	M	T58	23	21	44	4	21	17	38	1	82	1
Josh Trojan	JV	M										0	
Cole Voigt	JV	M	T111	22	19	41	5	18	18	36	0	77	0
Colton Wanless	JV	M	T172	19	19	38	1	18	16	34	0	72	0
Webster Wing	V	M	T241	20	22	42	2	19	19	38	2	80	2
Jacob Winters	JV	M										0	
Jordan Woolf	V	M	T195	19	24	43	9	17	23	40	8	83	8
<b>Target Count</b>				30	30	60		30	30	60		120	

## Team Totals


















	Team Total	Team Rank	Team High Gun Male	Team High Gun Female
<b>Novice</b>	DNQ	DNQ	N/A	N/A
<b>Jr. Varsity</b>	434	5	Jacob Schuldt (94)	Michelle Jecha (78)
<b>Varsity</b>	439	19	Grant Birno (95)	Isabel Hooper (73)
<b>Team Qualification</b>	452	16		

\* Indicates athlete's ranking among his/her Classification and Gender

\*\* Indicates longest run of hits in reverse order. Used as a tie-breaker if necessary. Not all reverse runs are recorded.
























DNQ indicates that the team did not qualify for the specified classification. A minimum of 5 athletes is required to compete in team competitions.

## Team: Monticello High School

Athlete	Class	Gender	Rank*	Session 1 Score				Session 2 Score				Total	
				Rnd 1	Rnd 2	Sub-Total	Rev Run	Rnd 1	Rnd 2	Sub-Total	Rev Run	Total Score	Rev Run**
 Ellie Anselment	JV	F	T53	11	10	21	2	13	17	30	1	51	1
 Matt Baloun	V	M	T273	12	22	34	3	22	21	43	0	77	0
 Ryder Beckman	V	M	T79	22	21	43	0	22	25	47	25	90	25
 Anthony Brandjord	V	M	T125	23	22	45	0	20	22	42	1	87	1
 Lauren Brion	N	F	14	17	16	33	0	19	0	19	10	52	10
 Cassie Carlson	N	F	T16	18	15	33	1	16	0	16	3	49	3
 Braeden Ciatti	JV	M	T190	18	13	31	1	22	17	39	1	70	1
 Josh Cotter	V	M	T217	20	20	40	2	22	20	42	5	82	5
 Calvin Dahlheimer	V	M	T184	21	23	44	4	21	19	40	0	84	0
 Abigail Draack	JV	F	T22	13	21	34	1	19	18	37	0	71	0
 Tyson Erdmann	JV	M										0	
 Dylan Evans	V	M	T90	23	21	44	1	22	23	45	1	89	1
 Lewis Fearing	V	M	T162	21	21	42	5	22	21	43	1	85	1
 Brandon Guertin	JV	M	T172	20	19	39	1	16	17	33	2	72	2
 Cody Hanson	JV	M	T96	19	19	38	1	20	20	40	6	78	6
 Hunter Hedtke	V	M	T31	23	23	46	5	24	23	47	11	93	11
 Sam Hedtke	V	M	T21	22	24	46	1	23	25	48	26	94	26



## USA Clay Target League Scoring System

 Luke Henline	JV	M	T111	17	20	37	0	19	21	40	2	77	2
 Cody Hofmann	V	M	T61	21	22	43	1	24	24	48	11	91	11
 Micah Jassmann	JV	M	T30	20	22	42	6	22	22	44	11	86	11
 Matthew Johnson	JV	M										0	
 Sabatino Johnson	JV	M	T123	16	21	37	1	18	21	39	3	76	3
 Edward Jordan	V	M	T12	25	25	50	50	24	21	45	10	95	10
 Carter Knudson	V	M	T31	25	24	49	13	20	24	44	20	93	20
 Raleigh Krecklau	JV	M	T157	19	17	36	1	16	21	37	3	73	3
 Hunter Lee	JV	M										0	
 Keenan Macki	JV	M	T157	19	21	40	9	16	17	33	1	73	1
 Carter Michels	V	M	T273	19	20	39	7	16	22	38	2	77	2
 Kyle Nathan	V	M	T195	19	21	40	4	22	21	43	6	83	6
 Aaron Nyberg	V	M	T61	23	23	46	5	21	24	45	1	91	1
 Tanler Pippert	V	M	T184	19	21	40	11	21	23	44	0	84	0
 James Quinn	V	M	T255	22	18	40	5	20	19	39	5	79	5
 Cole Rach	V	M	T49	23	23	46	0	25	21	46	6	92	6
 Ryan Richard	N	M	T42	16	16	32	3	9	0	9	0	41	0
 Samantha Rose	N	F	15	12	19	31	2	19	0	19	10	50	10
 Ben Safar	V	M	T79	21	23	44	1	24	22	46	4	90	4
 Emma Schillewaert	V	F	21	16	17	33	1	19	20	39	2	72	2
 Alex Sinclair	JV	M	T133	16	20	36	3	22	17	39	2	75	2
 Tanner Talbot	V	M	T293	15	18	33	4	21	21	42	1	75	1
 Ashley Taylor	V	F	3	24	23	47	9	23	22	45	19	92	19

 Cole Vanderheyden	V	M	T162	23	21	44	7	21	20	41	5	85	5
 Bailey Wilkinson	V	M	T49	23	25	48	31	22	22	44	1	92	1
 Nicole Woolston	JV	F	10	16	19	35	1	23	21	44	1	79	1
 Beaux Ye	V	M	T12	25	25	50	50	22	23	45	8	95	8
<b>Target Count</b>				41	41	82		41	37	78		160	

## Team Totals

	Team Total	Team Rank	Team High Gun Male	Team High Gun Female
<b>Novice</b>	DNQ	DNQ	Ryan Richard (41)	Lauren Brion (52)
<b>Jr. Varsity</b>	396	15	Micah Jassmann (86)	Nicole Woolston (79)
<b>Varsity</b>	470	5	Edward Jordan (95)	Ashley Taylor (92)
<b>Team Qualification</b>	470	5		

\* Indicates athlete's ranking among his/her Classification and Gender

\*\* Indicates longest run of hits in reverse order. Used as a tie-breaker if necessary. Not all reverse runs are recorded.

DNQ indicates that the team did not qualify for the specified classification. A minimum of 5 athletes is required to compete in team competitions.

## Team: Morris Area High School

Athlete	Class	Gender	Rank*	Session 1 Score				Session 2 Score				Total	
				Rnd 1	Rnd 2	Sub-Total	Rev Run	Rnd 1	Rnd 2	Sub-Total	Rev Run	Total Score	Rev Run**
Jordann Baier	N	F	44	12	9	21	0	12	0	12	1	33	1
Brady Cardwell	V	M	T21	24	23	47	2	22	25	47	36	94	36
Jarrett Carlsen	V	M	T195	22	20	42	5	22	19	41	7	83	7
Blake Engebretson	JV	M	T263	19	14	33	2	12	13	25	0	58	0
Kellen Erdahl	JV	M	T172	19	18	37	0	17	18	35	6	72	6
Lindsay Flogstad	N	F										0	
Hunter Gades	JV	M	T96	18	20	38	0	18	22	40	16	78	16
Dylan Gillespie	V	M	T217	23	22	45	11	18	19	37	3	82	3

Cole Kannegiesser	JV	M	T5	24	24	48	6	22	22	44	4	92	4
Morgan Kirwin	JV	F	19	16	22	38	1	15	20	35	4	73	4
Eric Larson	V	M	T4	25	25	50	50	25	23	48	14	98	14
Makayla Mau	N	F	T38	14	8	22	0	15	0	15	2	37	2
Andrew Messner	JV	M	T123	19	18	37	7	20	19	39	7	76	7
Philip Messner	V	M	T49	23	22	45	0	24	23	47	20	92	20
Andrew Miller	JV	M	T111	15	22	37	11	19	21	40	0	77	0
Dalton Schmidt	V	M	T293	18	18	36	2	18	21	39	0	75	0
Garner Swenson	N	M	T18	21	17	38	2	15	0	15	0	53	0
Jacob Thorstad	JV	M	T190	14	21	35	3	18	17	35	1	70	1
Trevor Voges	JV	M	T23	23	20	43	8	22	22	44	1	87	1
Hunter Vogt	N	M	T25	14	20	34	1	16	0	16	1	50	1
<b>Target Count</b>				19	19	38		19	15	34		72	

## Team Totals

	Team Total	Team Rank	Team High Gun Male	Team High Gun Female
<b>Novice</b>	DNQ	DNQ	Garner Swenson (53)	Makayla Mau (37)
<b>Jr. Varsity</b>	410	11	Cole Kannegiesser (92)	Morgan Kirwin (73)
<b>Varsity</b>	449	13	Eric Larson (98)	N/A
<b>Team Qualification</b>	463	9		












\* Indicates athlete's ranking among his/her Classification and Gender

\*\* Indicates longest run of hits in reverse order. Used as a tie-breaker if necessary. Not all reverse runs are recorded.

DNQ indicates that the team did not qualify for the specified classification. A minimum of 5 athletes is required to compete in team competitions.

## Team: Mound Westonka High School

Athlete	Class	Gender	Rank*	Session 1 Score				Session 2 Score				Total	
				Rnd 1	Rnd 2	Sub-Total	Rev Run	Rnd 1	Rnd 2	Sub-Total	Rev Run	Total Score	Rev Run**

 Carter Chase	JV	M	T233	18	13	31	1	17	16	33	0	64	0
 Blake Hammond	JV	M	T157	22	19	41	1	16	16	32	0	73	0
 Ryan Hanratty	JV	M	T172	19	14	33	0	18	21	39	2	72	2
 Justin Helland	V	M	T217	22	20	42	8	19	21	40	0	82	0
 Ashton Hicks	JV	M	282	15	14	29	0	12	0	12	2	41	2
 Blake Hildahl	JV	M	T182	17	17	34	8	20	17	37	7	71	7
 Joseph Mohr	JV	M										0	
 Benjamin Ortaleza	JV	M	T222	14	16	30	0	17	18	35	3	65	3
 Joseph Schwob	JV	M	T218	17	15	32	4	17	17	34	2	66	2
 Gunnar Smith	JV	M	T269	11	14	25	1	17	12	29	0	54	0
 Lauren Weninger	V	F	18	20	21	41	9	15	19	34	0	75	0
<b>Target Count</b>				10	10	20		10	9	19		39	

## Team Totals


	Team Total	Team Rank	Team High Gun Male	Team High Gun Female
<b>Novice</b>	DNQ	DNQ	N/A	N/A
<b>Jr. Varsity</b>	347	25	Blake Hammond (73)	N/A
<b>Varsity</b>	DNQ	DNQ	Justin Helland (82)	Lauren Weninger (75)
<b>Team Qualification</b>	373	29		















\* Indicates athlete's ranking among his/her Classification and Gender

\*\* Indicates longest run of hits in reverse order. Used as a tie-breaker if necessary. Not all reverse runs are recorded.

DNQ indicates that the team did not qualify for the specified classification. A minimum of 5 athletes is required to compete in team competitions.

## Team: New London-Spicer High School

Athlete	Class	Gender	Rank*	Session 1 Score				Session 2 Score				Total	
				Rnd 1	Rnd 2	Sub-Total	Rev Run	Rnd 1	Rnd 2	Sub-Total	Rev Run	Total Score	Rev Run**
 Colton Anfinson	V	M	T105	21	22	43	5	24	21	45	1	88	1

 Austin Bengtson	V	M	T145	20	24	44	19	20	22	42	9	86	9
 Evan Groff	V	M	T308	18	20	38	2	17	17	34	2	72	2
 Logan Hjelle	JV	M	T133	21	21	42	11	17	16	33	1	75	1
 Jacob Klavetter	V	M	T49	24	23	47	20	21	24	45	23	92	23
 James Magnuson	V	M	T125	23	20	43	11	21	23	44	16	87	16
 Mitchel Markkanen	JV	M	T38	20	22	42	10	21	22	43	4	85	4
 Nick Nolting	V	M	T231	22	24	46	0	18	17	35	0	81	0
 Kirk Ogdahl	V	M	T145	22	23	45	6	20	21	41	4	86	4
 Blake Peterson	V	M	T31	24	23	47	6	23	23	46	0	93	0
 Alex Sand	V	M	T283	19	19	38	4	18	20	38	0	76	0
 Matt Spaulding	V	M	T283	16	19	35	0	19	22	41	6	76	6
 Tom Spaulding	V	M	T6	24	24	48	14	24	25	49	25	97	25
 Andrew Templer	V	M	T273	21	19	40	2	18	19	37	0	77	0
 Brett Welker	V	M	T306	20	16	36	2	17	20	37	17	73	17
<b>Target Count</b>				15	15	30		15	15	30		60	

## Team Totals




	Team Total	Team Rank	Team High Gun Male	Team High Gun Female
<b>Novice</b>	DNQ	DNQ	N/A	N/A
<b>Jr. Varsity</b>	DNQ	DNQ	Mitchel Markkanen (85)	N/A
<b>Varsity</b>	457	11	Tom Spaulding (97)	N/A
<b>Team Qualification</b>	457	14		

\* Indicates athlete's ranking among his/her Classification and Gender





















\*\* Indicates longest run of hits in reverse order. Used as a tie-breaker if necessary. Not all reverse runs are recorded.

DNQ indicates that the team did not qualify for the specified classification. A minimum of 5 athletes is required to compete in team competitions.

**Team: Roseau High School**

Athlete	Class	Gender	Rank*	Session 1 Score				Session 2 Score				Total	
				Rnd 1	Rnd 2	Sub-Total	Rev Run	Rnd 1	Rnd 2	Sub-Total	Rev Run	Total Score	Rev Run**
 Nathan Adrian	V	M	T49	22	22	44	11	23	25	48	33	92	33
 Morgan Anderson	V	F	2	23	22	45	4	25	24	49	6	94	6
 Riley Borgen	V	M	T162	21	22	43	7	21	21	42	1	85	1
 Austyn Bourman	JV	M	T199	18	19	37	4	18	14	32	3	69	3
 Jordon Dahl	JV	M	T222	14	17	31	0	15	19	34	5	65	5
 Presley Dahlgren	JV	M	T190	16	20	36	4	16	18	34	5	70	5
 Brett Dale	V	M	T31	23	23	46	8	22	25	47	27	93	27
 Bria Dale	N	F	6	18	17	35	2	22	0	22	4	57	4
 Nicholas Danielson	V	M	T125	22	23	45	19	21	21	42	3	87	3
 Tyler Dirks	JV	M	T123	19	16	35	3	22	19	41	3	76	3
 Rudy Finney	V	M	T21	23	24	47	15	24	23	47	5	94	5
 Ruthie Finney	JV	F	12	19	22	41	1	19	17	36	0	77	0
 Nolan Hanson	JV	M	T111	18	21	39	8	20	18	38	0	77	0
 Tyler Haugen	V	M	T283	20	16	36	1	19	21	40	3	76	3
 Jonathan Hosaluk	JV	M	T64	20	21	41	1	20	20	40	1	81	1
 Tony Hugg	JV	M	T64	21	18	39	0	20	22	42	8	81	8
 Ryden Jacobson	JV	M	T30	20	23	43	14	20	23	43	0	86	0
 Erik Jessen	JV	M										0	
 Carlin Johnson	V	M	T61	24	23	47	0	23	21	44	1	91	1
 Ethan Johnson	V	M	T31	25	24	49	6	24	20	44	4	93	4
 Alexa Kihle	N	F	T45	10	7	17	0	15	0	15	1	32	1

## USA Clay Target League Scoring System

 Jacob Leopard	V	M	T195	23	17	40	6	21	22	43	5	83	5
 Ben Lund	V	M	T125	22	19	41	8	24	22	46	1	87	1
 Cooper Lundgren	V	M	T231	20	18	38	0	23	20	43	4	81	4
 Tucker Lundgren	JV	M	274	9	15	24	1	13	13	26	1	50	1
 Pacey Miller	V	M										0	
 Tyson Monsrud	V	M	T31	24	24	48	23	22	23	45	2	93	2
 Owen Moser	V	M	T6	25	22	47	6	25	25	50	50	97	56
 Hayden Nelson	N	M										0	
 Kyle Nelson	V	M	T105	24	21	45	2	20	23	43	5	88	5
 Trevor Olsen	JV	M	T51	19	19	38	1	22	23	45	2	83	2
 Haley Omdahl	V	F	T8	21	22	43	0	19	21	40	3	83	3
 Roland Pankratz	N	M	24	20	13	33	1	18	0	18	2	51	2
 Joe Roseen	N	M	T49	11	16	27	2	12	0	12	1	39	1
 Hunter Sullivan	V	M										0	
 Justin Tesarek	JV	M	T12	23	21	44	3	21	24	45	0	89	0
 Cody Vonasek	V	M	T162	22	19	41	3	22	22	44	3	85	3
 Aiden Walsh	JV	M	T43	22	20	42	8	22	20	42	3	84	3
 Andrew Weiland	V	M	T12	24	23	47	17	24	24	48	23	95	23
 Braydn Wensloff	JV	M	T259	12	15	27	2	18	14	32	1	59	1
 Brodie Wensloff	V	M	T125	24	22	46	6	23	18	41	1	87	1
<b>Target Count</b>				37	37	74		37	33	70		144	

## Team Totals

	Team Total	Team Rank	Team High Gun Male	Team High Gun Female
<b>Novice</b>	DNQ	DNQ	Roland Pankratz (51)	Bria Dale (57)

<b>Jr. Varsity</b>	423	8	Justin Tesarek (89)	Ruthie Finney (77)
<b>Varsity</b>	473	2	Owen Moser (97)	Morgan Anderson (94)
<b>Team Qualification</b>	473	2		

\* Indicates athlete's ranking among his/her Classification and Gender

\*\* Indicates longest run of hits in reverse order. Used as a tie-breaker if necessary. Not all reverse runs are recorded.

DNQ indicates that the team did not qualify for the specified classification. A minimum of 5 athletes is required to compete in team competitions.

## Team: St. Francis High School

Athlete	Class	Gender	Rank*	Session 1 Score				Session 2 Score				Total	
				Rnd 1	Rnd 2	Sub-Total	Rev Run	Rnd 1	Rnd 2	Sub-Total	Rev Run	Total Score	Rev Run**
Joseph(Joey) Anderson	JV	M	T72	20	20	40	15	18	22	40	5	80	5
John Bauer	N	M	T18	15	21	36	2	17	0	17	1	53	1
Nathan Bauer	V	M	T273	20	19	39	0	20	18	38	7	77	7
Ian Bentz	JV	M	T152	20	20	40	8	18	16	34	1	74	1
Jake Buchanan	N	M	T49	13	12	25	0	14	0	14	0	39	0
Logan Dougherty	V	M	T31	24	23	47	5	24	22	46	0	93	0
Niko Gibson	V	M	T31	25	24	49	21	21	23	44	5	93	5
Andrew Giddings	N	M										0	
Cullen Hahn	V	M	T125	20	25	45	32	21	21	42	2	87	2
Jason Herting	JV	M	T84	20	21	41	9	20	18	38	7	79	7
Kalvin Herting	V	M	T316	14	19	33	1	18	18	36	2	69	2
Carter Hopkins	V	M	T21	21	25	46	27	23	25	48	26	94	26
Katelyn Klebs	JV	F	T28	19	20	39	4	15	15	30	3	69	3
Aaron Lorenzen	V	M	T105	21	23	44	9	22	22	44	6	88	6
Ryan Luukkonen	V	M	T241	16	20	36	1	22	22	44	5	80	5



## USA Clay Target League Scoring System

Cory Matson	N	M	T21	19	19	38	2	14	0	14	4	52	4
Austin Mevissen	JV	M	T133	16	20	36	3	19	20	39	2	75	2
Erin Mitzuk	JV	F	T43	14	14	28	1	17	16	33	1	61	1
Logan Moe	V	M	T61	23	23	46	15	24	21	45	6	91	6
Andrew Moen	V	M	T105	17	24	41	17	23	24	47	12	88	12
Rebecca Nelson	JV	F	32	19	21	40	0	16	11	27	0	67	0
Colton Olson	JV	M	T266	13	15	28	0	13	14	27	0	55	0
James Olson	V	M	T145	22	21	43	3	22	21	43	15	86	15
Leonard Pilarski	V	M	T162	23	23	46	0	20	19	39	0	85	0
Shelby Roering	JV	F	T45	19	13	32	0	12	16	28	0	60	0
Jack Rohr	V	M	T61	21	24	45	14	23	23	46	8	91	8
Keegan Sonnenfeld	V	M	T105	20	23	43	16	21	24	45	8	88	8
Jacob Stroyny	JV	M	T222	19	15	34	2	17	14	31	0	65	0
Travis Swenson	V	M	T195	22	19	41	1	23	19	42	3	83	3
Travis Ward	JV	M	T199	20	15	35	6	18	16	34	0	69	0
Nathan Weigel	V	M	T231	22	19	41	5	17	23	40	18	81	18
Jefferson Westbrook	V	M	T21	25	24	49	2	22	23	45	0	94	0
Chase Zettervall	V	M	T162	21	22	43	1	21	21	42	2	85	2
Colton Zettervall	V	M	T195	17	20	37	2	24	22	46	0	83	0
<b>Target Count</b>				33	33	66		33	30	63		129	

## Team Totals

	Team Total	Team Rank	Team High Gun Male	Team High Gun Female
<b>Novice</b>	DNQ	DNQ	John Bauer (53)	N/A
<b>Jr. Varsity</b>	377	20	Joseph(Joey) Anderson (80)	Katelyn Klebs (69)
<b>Varsity</b>	465	6	Carter Hopkins (94)	N/A

















<b>Team Qualification</b>	465	7		
---------------------------	-----	---	--	--

\* Indicates athlete's ranking among his/her Classification and Gender




















\*\* Indicates longest run of hits in reverse order. Used as a tie-breaker if necessary. Not all reverse runs are recorded.

DNQ indicates that the team did not qualify for the specified classification. A minimum of 5 athletes is required to compete in team competitions.

## Team: Stillwater High School

Athlete	Class	Gender	Rank*	Session 1 Score				Session 2 Score				Total	
				Rnd 1	Rnd 2	Sub-Total	Rev Run	Rnd 1	Rnd 2	Sub-Total	Rev Run	Total Score	Rev Run**
 Jacob Anderson	JV	M	T58	24	19	43	5	21	18	39	1	82	1
 Gage Atkinson	JV	M	T30	24	21	45	16	19	22	41	16	86	16
 Ethan Barclay	JV	M	T58	20	20	40	1	20	22	42	4	82	4
 Maxwell Fransway	JV	M	T237	19	16	35	0	13	15	28	0	63	0
 Emma Germundson	JV	F	2	21	22	43	6	23	23	46	17	89	17
 Amanda Gregory	JV	F	T33	20	15	35	1	15	16	31	0	66	0
 Walker Grogan	JV	M	T38	21	22	43	2	21	21	42	3	85	3
 Justin Gruber	JV	M										0	
 Ryan Gruber	JV	M										0	
 Brice Hafemeyer	V	M	T145	20	20	40	9	22	24	46	11	86	11
 Alex Helgeson	V	M	T90	23	20	43	2	23	23	46	1	89	1
 David Helgeson	JV	M	T278	5	6	11	0	18	16	34	2	45	2
 Mathias Hoefflerle	V	M										0	
 Adam Johnson	JV	M	T111	16	19	35	1	21	21	42	18	77	18
 Tyler Johnson	V	M	T12	25	24	49	13	24	22	46	0	95	0
 Garrett Klohn	V	M	324	24	20	44	3					44	

## USA Clay Target League Scoring System

 Adam Kurzejeski	V	M	T31	23	22	45	4	24	24	48	4	93	4
 Danny Laqua	V	M	T162	21	24	45	22	20	20	40	11	85	11
 Jackson Lowe	N	M										0	
 Paul Martineau	JV	M	T133	19	21	40	0	16	19	35	1	75	1
 Peyton Miller	JV	M	T96	21	18	39	5	22	17	39	0	78	0
 Mackenzie Nolde	JV	F	T35	18	19	37	0	12	16	28	0	65	0
 Joseph Ogaard	JV	M	T30	20	22	42	6	23	21	44	1	86	1
 Logan Patzner	V	M	T49	24	23	47	9	22	23	45	14	92	14
 Josh Paulson	JV	M	T43	19	20	39	5	23	22	45	4	84	4
 Matt Paulson	JV	M	T111	16	21	37	6	19	21	40	4	77	4
 Peter Saunders	JV	M	T218	17	14	31	0	18	17	35	4	66	4
 Jake Simcik	V	M	T105	22	23	45	12	22	21	43	4	88	4
 Benjamin Smalley	JV	M										0	
 Ben Sweet	V	M	T90	21	22	43	7	24	22	46	0	89	0
 Justin Thomas	V	M	T145	18	21	39	2	23	24	47	13	86	13
 Alexis Wahlstrom	V	F	1	25	23	48	6	22	24	46	13	94	13
 Cole Wahlstrom	V	M	T4	24	25	49	28	25	24	49	18	98	18
 Josh Wille	V	M	T61	24	23	47	0	22	22	44	2	91	2
 Sam Wilson	V	M	T293	18	21	39	2	16	20	36	0	75	0
<b>Target Count</b>				30	30	60		29	29	58		118	

## Team Totals

	Team Total	Team Rank	Team High Gun Male	Team High Gun Female
<b>Novice</b>	DNQ	DNQ	N/A	N/A
<b>Jr. Varsity</b>	430	7	Gage Atkinson (86)	Emma Germundson (89)
<b>Varsity</b>	472	3	Cole Wahlstrom (98)	Alexis Wahlstrom (94)

















<b>Team Qualification</b>	472	3		
---------------------------	-----	---	--	--


\* Indicates athlete's ranking among his/her Classification and Gender

\*\* Indicates longest run of hits in reverse order. Used as a tie-breaker if necessary. Not all reverse runs are recorded.

DNQ indicates that the team did not qualify for the specified classification. A minimum of 5 athletes is required to compete in team competitions.

### Team: Thief River Falls High School

Athlete	Class	Gender	Rank*	Session 1 Score				Session 2 Score				Total	
				Rnd 1	Rnd 2	Sub-Total	Rev Run	Rnd 1	Rnd 2	Sub-Total	Rev Run	Total Score	Rev Run**
 Mariah Bugge	N	F	1	24	23	47	6	20	0	20	1	67	1
 Dylan DeFreece	V	M	T9	25	23	48	8	23	25	48	38	96	38
 Ryland Erickson	JV	M	T254	17	17	34	3	12	14	26	0	60	0
 Dylan Finstad	JV	M	T96	20	21	41	7	20	17	37	6	78	6
 Zachery Habedank	V	M	T241	20	16	36	1	21	23	44	9	80	9
 Dustyn Handyside	JV	M	T222	17	21	38	8	13	14	27	5	65	5
 Gracie Hannon	V	F	T4	24	21	45	7	23	21	44	5	89	5
 Alyssa Kasprick	V	F	11	20	22	42	1	20	19	39	0	81	0
 Jordyn Kasprick	JV	F	T20	10	18	28	1	21	23	44	0	72	0
 Elaina Knott	V	F	T4	24	19	43	2	24	22	46	2	89	2
 Jason Nelson	N	M	T56	12	16	28	2	9	0	9	0	37	0
 Abe Olson	JV	M	T247	14	11	25	2	20	16	36	1	61	1
 Cooper Olsonawski	JV	M	T152	14	16	30	0	21	23	44	1	74	1
 Savannah Peterson	JV	F	T39	15	11	26	1	21	16	37	0	63	0
 Marcus Steele	V	M	T162	18	22	40	2	22	23	45	3	85	3
 Colleen Tadych	N	F	T10	20	16	36	1	18	0	18	5	54	5

 Sam Trinciante	N	M	T28	13	19	32	1	17	0	17	3	49	3
<b>Target Count</b>				17	17	34		17	13	30		64	

## Team Totals












	Team Total	Team Rank	Team High Gun Male	Team High Gun Female
<b>Novice</b>	DNQ	DNQ	Sam Trinciante (49)	Mariah Bugge (67)
<b>Jr. Varsity</b>	352	24	Dylan Finstad (78)	Jordyn Kasprick (72)
<b>Varsity</b>	440	18	Dylan DeFreece (96)	Gracie Hannon (89)
<b>Team Qualification</b>	440	21		













\* Indicates athlete's ranking among his/her Classification and Gender

\*\* Indicates longest run of hits in reverse order. Used as a tie-breaker if necessary. Not all reverse runs are recorded.

DNQ indicates that the team did not qualify for the specified classification. A minimum of 5 athletes is required to compete in team competitions.

## Team: Waconia High School

Athlete	Class	Gender	Rank*	Session 1 Score				Session 2 Score				Total	
				Rnd 1	Rnd 2	Sub-Total	Rev Run	Rnd 1	Rnd 2	Sub-Total	Rev Run	Total Score	Rev Run**
 Dylan Bingham	JV	M	T182	17	16	33	0	19	19	38	0	71	0
 Megan Bingham	N	F	5	17	19	36	7	23	0	23	22	59	22
 Charese Brown	N	F	23	13	16	29	4	16	0	16	12	45	12
 Sydney Gilbertson	V	F	12	22	21	43	2	20	16	36	0	79	0
 Ryan Hagedorn	JV	M	T111	19	16	35	0	21	21	42	6	77	6
 Tony Hartman	V	M	T9	23	24	47	1	24	25	49	32	96	32
 Parker Jensen	N	M	T37	18	11	29	0	14	0	14	5	43	5
 Hunter Johnson	N	M										0	
 Tony Kilian	V	M	T61	24	21	45	0	23	23	46	4	91	4
 Hunter Lavin	N	M	34	17	13	30	2	16	0	16	1	46	1
 Spencer Neu	V	M	T90	21	23	44	7	22	23	45	7	89	7

 Jacob Neutgens	V	M	T125	23	21	44	5	23	20	43	1	87	1
 Tyson Peitz	V	M	T241	23	16	39	2	19	22	41	14	80	14
 Alex Reader	V	M	T125	24	21	45	3	20	22	42	9	87	9
 Justin Rempel	JV	M										0	
 Aidan Schiro	JV	M	275	5	14	19	0	14	15	29	3	48	3
 Mason Storms	N	M	63	7	10	17	1	7	0	7	0	24	0
 Noah Thiesfeld	V	M	T61	22	22	44	11	22	25	47	34	91	34
 Daniel Totzke	N	M										0	
 Gabriel Totzke	N	M										0	
 Laura Welk	N	F	4	19	19	38	4	22	0	22	9	60	9
 David Williams	JV	M	T72	20	21	41	3	20	19	39	0	80	0
 Garrett Williams	V	M	T21	21	24	45	9	25	24	49	15	94	15
<b>Target Count</b>				19	19	38		19	13	32		70	

## Team Totals

	Team Total	Team Rank	Team High Gun Male	Team High Gun Female
<b>Novice</b>	253	5	Hunter Lavin (46)	Laura Welk (60)
<b>Jr. Varsity</b>	DNQ	DNQ	David Williams (80)	N/A
<b>Varsity</b>	461	8	Tony Hartman (96)	Sydney Gilbertson (79)
<b>Team Qualification</b>	461	10		

\* Indicates athlete's ranking among his/her Classification and Gender
























\*\* Indicates longest run of hits in reverse order. Used as a tie-breaker if necessary. Not all reverse runs are recorded.
















DNQ indicates that the team did not qualify for the specified classification. A minimum of 5 athletes is required to compete in team competitions.

## Team: Willmar High School

Athlete	Class	Gender	Rank*	Session 1 Score				Session 2 Score				Total		
				Rnd 1	Rnd 2	Sub-Total	Rev Run	Rnd 1	Rnd 2	Sub-Total	Rev Run	Total Score	Rev Run**	

## USA Clay Target League Scoring System

	Kegan Ahlquist	V	M	T195	19	22	41	1	22	20	42	2	83	2
	Jacob Bollig	V	M	T125	20	22	42	3	22	23	45	3	87	3
	Gaborick Bolstad	JV	M	T133	20	22	42	0	16	17	33	1	75	1
	Austin Bredesen	JV	M	T96	18	21	39	2	19	20	39	1	78	1
	Alex Broadwell	V	M	T145	21	22	43	0	19	24	43	1	86	1
	Ben Bruhn	JV	M	1	24	24	48	2	25	24	49	22	97	22
	Mary Carlson	JV	F	50	13	15	28	1	15	14	29	0	57	0
	Michelle Carlson	JV	F	59	13	12	25	1	8	4	12	1	37	1
	Sarah Carlson	JV	F	T33	15	19	34	2	18	14	32	1	66	1
	Tyrell Christensen	V	M	T162	22	23	45	13	20	20	40	10	85	10
	Addy DeKraai	JV	F	1	23	22	45	0	23	25	48	35	93	35
	Mason Drewiczak	V	M	T79	22	23	45	3	22	23	45	2	90	2
	John Folz	V	M	T145	20	22	42	2	22	22	44	12	86	12
	Jordan Freiberg	JV	M	3	24	24	48	15	24	23	47	2	95	2
	Grace Hall	N	F	T38	12	13	25	2	12	0	12	0	37	0
	Hunter Hall	JV	M	T23	22	19	41	9	24	22	46	3	87	3
	Isaac Hall	JV	M	T72	20	21	41	8	21	18	39	0	80	0
	Seth Jagow	JV	M	T5	23	24	47	23	23	22	45	13	92	13
	Blake Jeffords	V	M	T241	22	18	40	3	17	23	40	16	80	16
	Michael Kompelien	V	M	T125	21	23	44	7	23	20	43	12	87	12
	Cody Lange	JV	M	T38	21	19	40	5	23	22	45	4	85	4
	Collin Leuze	JV	M	T96	18	22	40	2	19	19	38	7	78	7
	Derek Leuze	N	M	T15	19	19	38	3	17	0	17	0	55	0

 Koty Lewison	JV	M											0	
 Quentin Lindstrand	N	M	T53	8	12	20	4	18	0	18	1	38	1	
 Gage Lippert	JV	M										0		
 Avery Loso	N	M	T28	13	18	31	0	18	0	18	5	49	5	
 Isaac Malone	JV	M	T72	18	22	40	3	22	18	40	1	80	1	
 James McCormack	JV	M	T123	19	18	37	0	19	20	39	8	76	8	
 Logan Miller	V	M	T145	22	22	44	3	24	18	42	1	86	1	
 Ashley Olson	N	F	55	9	5	14	0	6	0	6	1	20	1	
 Logan Redepenning	JV	M	T182	19	19	38	2	17	16	33	0	71	0	
 Cameron Selander	JV	M	T23	24	19	43	3	25	19	44	3	87	3	
 Cody Vlaminck	N	M	T15	18	20	38	2	17	0	17	1	55	1	
 Tyler Vlaminck	JV	M	T207	14	15	29	0	19	20	39	11	68	11	
 Matthew Wog	N	M	T49	13	13	26	2	13	0	13	0	39	0	
 Preston Wulff	V	M	T217	19	22	41	6	19	22	41	0	82	0	
 Riley Zammert	N	M	T15	18	20	38	1	17	0	17	2	55	2	
<b>Target Count</b>				36	36	72		36	28	64		136		

## Team Totals

	Team Total	Team Rank	Team High Gun Male	Team High Gun Female
<b>Novice</b>	253	6	Derek Leuze (55)	Grace Hall (37)
<b>Jr. Varsity</b>	464	1	Ben Bruhn (97)	Addy DeKraai (93)
<b>Varsity</b>	436	21	Mason Drewiczak (90)	N/A
<b>Team Qualification</b>	467	6		

\* Indicates athlete's ranking among his/her Classification and Gender

\*\* Indicates longest run of hits in reverse order. Used as a tie-breaker if necessary. Not all reverse runs are recorded.

DNQ indicates that the team did not qualify for the specified classification. A minimum of 5 athletes is required to compete in team competitions.



Thank You to our Sponsors



Minnesota Youth  
Shooting Foundation



Copyright © 2016 USA High School Clay Target League. All Rights Reserved.