



Search for team:

Search athlete last name:

OR

Tournament Date:

June 16, 2016 - Class 3A

Report:

Leaderboard - Overall

FINAL RESULTS

LEADERBOARD - OVERALL

Standings below indicate current ranking until "FINAL RESULTS" are posted.

High Gun - Novice - Male

Athlete Last Name	Athlete First Name	Team Name	Total Score	Rank	Reverse Run*
Fulwider	Sam	Spring Lake Park High School	65	1	
Makela	Bowen	Parkers Prairie High School	63	2	
Dehmlow	Tucker	Central Minnesota Christian School	62	3	

High Gun - Novice - Female

Athlete Last Name	Athlete First Name	Team Name	Total Score	Rank	Reverse Run*
Pederson	Margeaux	Edina High School	61	1	
Dorman	Madeline	Northeast Range High School	59	2	
Prahl	Taylor	West Central Area High School	56	T3	1
Fresonke	Abby	Pelican Rapids High School	56	T3	1

High Gun - Jr. Varsity - Male

Athlete Last Name	Athlete First Name	Team Name	Total Score	Rank	Reverse Run*
Gylsen	Robb	Parkers Prairie High School	97	1	
Nouis	Kyle	Little Falls High School	93	2	9
Kruchowski	Brendan	Park Rapids High School	93	3	1

High Gun - Jr. Varsity - Female

Athlete Last Name	Athlete First Name	Team Name	Total Score	Rank	Reverse Run*
Huseby	Lori	Northeast Range High School	98	1	
Lohse	Stephanie	Lester Prairie/Holy Trinity High School	93	2	
Suess	Meredith	Mountain Lake High School	92	3	

High Gun - Varsity - Male

Athlete Last Name	Athlete First Name	Team Name	Total Score	Rank	Reverse Run*
Sully	Ryan	Irondale High School	98	1	
Jensen	Alexander	Hibbing High School	96	2	28
Bohlman	Adam	Irondale High School	96	3	24

High Gun - Varsity - Female

Athlete Last Name	Athlete First Name	Team Name	Total Score	Rank	Reverse Run*
Hintze	Elizabeth	Coon Rapids High School	90	1	
Carlson	Ariel	Proctor High School	89	2	
Warmbold	Arianne	Park Rapids High School	87	3	

High Gun - OVERALL

Athlete Last Name	Athlete First Name	Team Name	Total Score	Rank	Reverse Run*
Huseby	Lori	Northeast Range High School	98	1	55
Sully	Ryan	Irondale High School	98	2	25
Gylsen	Robb	Parkers Prairie High School	97	3	

TEAM TOTAL WINNERS

Team Totals - Novice

Team Name	Team Total	Rank	High Gun
Northeast Range High School	290	1	
Spring Lake Park High School	278	2	65
Parkers Prairie High School	278	3	63

Team Totals - Jr. Varsity

Team Name	Team Total	Rank	High Gun

Park Rapids High School	449	1	
Little Falls High School	427	2	
Parkers Prairie High School	426	3	

Team Totals - Varsity

Team Name	Team Total	Rank	High Gun
Irondale High School	473	1	
Hibbing High School	466	2	
Park Rapids High School	464	3	

Team Totals - Overall

Team Name	Team Total	Rank	High Gun
Irondale High School	473	1	
Park Rapids High School	469	2	
Hibbing High School	466	3	
Edina High School	461	4	95
Hopkins High School	461	5	94

■ Indicates teams qualifying for the State Tournament.

Thank You to our Sponsors



Minnesota Youth
Shooting Foundation



alexandria
INDUSTRIES





Search for team:

Search athlete last name:

OR

Tournament Date:

Report:











June 16, 2016 - Class 3A

Tournament Scoring Summary




















FINAL RESULTS

Tournament Scoring Summary

Team: Battle Lake High School

Athlete	Class	Gender	Rank*	Session 1 Score				Session 2 Score				Total	
				Rnd 1	Rnd 2	Sub-Total	Rev Run	Rnd 1	Rnd 2	Sub-Total	Rev Run	Total Score	Rev Run**
 Caleb Bellig	V	M	T160	23	20	43	8	23	16	39	1	82	1
 Travis Bjerketvedt	V	M	T176	18	24	42	17	19	20	39	7	81	7
 Wyatt Bosek	JV	M	T40	18	20	38	2	24	21	45	9	83	9
 Jakob Bradsteen	V	M	T92	24	23	47	1	22	18	40	6	87	6
 Stephen Buchholz	V	M	T199	16	21	37	3	20	22	42	1	79	1
 Ben Cole	JV	M	T163	19	18	37	1	15	19	34	0	71	0
 Isaiah Dorn	V	M	T276	13	18	31	10	15	18	33	0	64	0
 Rj Ehlert	V	M	T276	14	19	33	10	15	16	31	0	64	0
 Brett Feda	JV	M	T132	19	16	35	0	22	18	40	0	75	0
 Michael Fielding	V	M	T92	21	22	43	4	22	22	44	11	87	11
Ethan Franze	V	M	T11	25	23	48	1	24	22	46	13	94	13

USA Clay Target League Scoring System

														
 Isaiah Fronning	JV	M	T32	22	19	41	2	20	23	43	0	84	0	
 Linnea Fronning	JV	F	T11	17	21	38	5	21	23	44	9	82	9	
 Henry Gibbs	V	M	T236	18	19	37	1	17	21	38	2	75	2	
 David Herrera	V	M										0		
 Nico Herrera	JV	M										0		
 Joey Hjelmstad	V	M	282	21	21	42	2					42		
 Colton Kirschbaum	JV	M	T104	21	19	40	7	21	17	38	2	78	2	
 Drake Larsen	V	M	T77	21	23	44	5	21	23	44	9	88	9	
 Kirby Lohse	V	M	T112	23	19	42	3	23	21	44	1	86	1	
 Ramon Lopez-Moen	JV	M	T32	23	19	42	14	21	21	42	8	84	8	
 Samantha Lundquist	JV	F	T46	16	14	30	0	14	15	29	0	59	0	
 Spencer Mekalson	JV	M	T230	17	11	28	0	13	19	32	2	60	2	
 Alex Mertes	V	M										0		
 Orion Newark	V	M	T254	18	20	38	6	14	19	33	0	71	0	
 Breydin O'Keefe	V	M	T47	23	21	44	1	24	23	47	11	91	11	
 Dustin Olson	V	M	T92	22	19	41	0	24	22	46	7	87	7	
 Nick Peterson	V	M	T254	19	19	38	2	16	17	33	3	71	3	
 Andrew Scheer	V	M										0		
Target Count				25	25	50		24	24	48		98		

Team Totals

	Team Total	Team Rank	Team High Gun Male	Team High Gun Female
Novice	DNQ	DNQ	N/A	N/A
Jr. Varsity	411	9	Ramon Lopez-Moen (84)	Linnea Fronning (82)
Varsity	447	11	Ethan Franze (94)	N/A

















Team Qualification	447	13		
---------------------------	-----	----	--	--















* Indicates athlete's ranking among his/her Classification and Gender

** Indicates longest run of hits in reverse order. Used as a tie-breaker if necessary. Not all reverse runs are recorded.

DNQ indicates that the team did not qualify for the specified classification. A minimum of 5 athletes is required to compete in team competitions.

Team: Becker High School

Athlete	Class	Gender	Rank*	Session 1 Score				Session 2 Score				Total	
				Rnd 1	Rnd 2	Sub-Total	Rev Run	Rnd 1	Rnd 2	Sub-Total	Rev Run	Total Score	Rev Run**
 Mckenna Anderson	JV	F	T17	20	19	39	0	20	19	39	0	78	0
 Zach Anderson	V	M	T176	19	22	41	8	20	20	40	6	81	6
 Brenden Barsody	V	M	T92	20	23	43	6	22	22	44	1	87	1
 Ben Blad	JV	M	T205	20	17	37	1	14	15	29	2	66	2
 Collin Blad	JV	M	T163	22	19	41	2	13	17	30	1	71	1
 Josiah Christensen	V	M	T250	16	16	32	6	20	20	40	3	72	3
 Samantha Clarksean	JV	F										0	
 Haley Cox	JV	F										0	
 Carter Garding	V	M	T112	25	22	47	0	19	20	39	11	86	11
 Adam Golembeck	V	M	T27	25	23	48	3	21	23	44	5	92	5
 Tanner Hammer	V	M	T27	24	24	48	0	21	23	44	6	92	6
 Caleb Lutz	V	M	T160	21	22	43	6	16	23	39	11	82	11
 Darren Moeller	V	M	T59	24	21	45	3	23	22	45	7	90	7
 Nicholas Pettit	JV	M	T16	21	22	43	0	21	22	43	5	86	5
 Ethan Quill	V	M										0	
 Maria Sakry	JV	F	T7	19	21	40	1	21	23	44	5	84	5

 Mitchell Sakry	JV	M	T163	17	20	37	1	17	17	34	0	71	0
 Devon Schlangen	JV	M										0	
 Evan Schmidt	V	M	T47	21	24	45	11	23	23	46	15	91	15
 Karen Schroeder	JV	F	T19	20	19	39	5	20	18	38	3	77	3
 Kyle Schroeder	V	M	T16	25	22	47	0	25	21	46	4	93	4
 Jon Schwartz	V	M	T262	17	16	33	3	18	18	36	3	69	3
 Mitch Soenneker	V	M	T16	24	24	48	20	23	22	45	3	93	3
 Sam Somrock	V	M	T236	18	17	35	0	20	20	40	5	75	5
 Alex Stang	V	M										0	
 Matthew Stone	V	M	T121	22	22	44	6	21	20	41	0	85	0
 Dan Tollefson	V	M	T227	17	20	37	8	23	17	40	0	77	0
 Claire Voigt	JV	F	T17	24	21	45	1	20	13	33	0	78	0
 Heidi Voigt	JV	F	T46	14	18	32	3	17	10	27	0	59	0
 Armas Yuhala	V	M	T260	15	16	31	0	19	20	39	2	70	2
Target Count				25	25	50		25	25	50		100	

Team Totals


















	Team Total	Team Rank	Team High Gun Male	Team High Gun Female
Novice	DNQ	DNQ	N/A	N/A
Jr. Varsity	403	18	Nicholas Pettit (86)	Maria Sakry (84)
Varsity	461	6	Mitch Soenneker (93)	N/A
Team Qualification	461	6		

* Indicates athlete's ranking among his/her Classification and Gender

** Indicates longest run of hits in reverse order. Used as a tie-breaker if necessary. Not all reverse runs are recorded.

DNQ indicates that the team did not qualify for the specified classification. A minimum of 5 athletes is required to compete in team competitions.

Team: Central Minnesota Christian School

Athlete	Class	Gender	Rank*	Session 1 Score				Session 2 Score				Total	
				Rnd 1	Rnd 2	Sub-Total	Rev Run	Rnd 1	Rnd 2	Sub-Total	Rev Run	Total Score	Rev Run**
 Mason Dehmlow	N	M	T55	18	21	39	7	11	0	11	0	50	0
 Tucker Dehmlow	N	M	3	20	23	43	18	19	0	19	1	62	1
 Mason Groen	N	M	T76	16	15	31	2	15	0	15	0	46	0
 Micah Groen	V	M	T27	23	22	45	0	22	25	47	27	92	27
 Nic Groen	N	M	T34	18	18	36	3	18	0	18	1	54	1
 Lukas Hillenbrand	N	M	T138	8	8	16	0	14	0	14	0	30	0
 Samuel Mellema	N	M	T76	16	14	30	0	16	0	16	0	46	0
 Rebekah Nelson	N	F	T37	10	13	23	1	15	0	15	1	38	1
 Dane Slagter	N	M	T59	15	16	31	0	18	0	18	2	49	2
 Isabel Slagter	N	F	T11	19	16	35	0	17	0	17	0	52	0
 Isaac Swierenga	N	M	T59	16	15	31	2	18	0	18	1	49	1
 Tanner Swierenga	N	M	T113	15	14	29	1	10	0	10	0	39	0
 Logan Tebrake	N	M	T26	20	19	39	2	16	0	16	3	55	3
 Dylan Templer	N	M	T82	14	15	29	4	16	0	16	0	45	0
 Luke Vander Beek	JV	M	T16	20	21	41	6	23	22	45	7	86	7
 Micah Vander Beek	JV	M	T9	19	21	40	6	24	23	47	3	87	3
 Aaron Zwart	JV	M	T40	23	21	44	3	19	20	39	4	83	4
Target Count				17	17	34		17	4	21		55	

Team Totals

	Team Total	Team Rank	Team High Gun Male	Team High Gun Female
Novice	273	4	Tucker Dehmlow (62)	Isabel Slagter (52)
Jr. Varsity	DNQ	DNQ	Micah Vander Beek (87)	N/A
Varsity	DNQ	DNQ	Micah Groen (92)	N/A





Team Qualification	DNQ	DNQ		
---------------------------	-----	-----	--	--

* Indicates athlete's ranking among his/her Classification and Gender

** Indicates longest run of hits in reverse order. Used as a tie-breaker if necessary. Not all reverse runs are recorded.

DNQ indicates that the team did not qualify for the specified classification. A minimum of 5 athletes is required to compete in team competitions.

Team: Century High School

Athlete	Class	Gender	Rank*	Session 1 Score				Session 2 Score				Total	
				Rnd 1	Rnd 2	Sub-Total	Rev Run	Rnd 1	Rnd 2	Sub-Total	Rev Run	Total Score	Rev Run**
 Matt Captain	JV	M	T163	24	19	43	1	12	16	28	4	71	4
 Elijah Carter	N	M										0	
 Elijah Clark	JV	M	T140	15	22	37	0	22	15	37	0	74	0
 Heaven Clark	N	F	T40	13	13	26	0	11	0	11	1	37	1
 William Cunningham	N	M	T103	13	15	28	4	14	0	14	1	42	1
 Trevor Foster	N	M	T113	12	15	27	1	12	0	12	1	39	1
 Jace Gerber	V	M	T131	23	22	45	7	21	18	39	4	84	4
 Jackson Gerber	V	M	T121	20	22	42	7	20	23	43	6	85	6
 Brycen Gregor	N	M	T76	14	17	31	0	15	0	15	4	46	4
 Sean Hawkins	JV	M	264	9	4	13	1	6	6	12	0	25	0
 Hayden Kanne	V	M	T121	23	22	45	4	19	21	40	0	85	0
 Christian Leckband	JV	M	T104	18	22	40	8	17	21	38	3	78	3
 Thomas Mergen	V	M	T213	19	21	40	7	17	21	38	1	78	1
 Ethan Poncelet	JV	M	T25	22	22	44	3	19	22	41	0	85	0
 Jordan Simonson	JV	M										0	
 Caleb Van Leeuwen	V	M	T176	22	20	42	4	23	16	39	2	81	2
Target Count				14	14	28		14	10	24		52	

Team Totals

	Team Total	Team Rank	Team High Gun Male	Team High Gun Female
Novice	DNQ	DNQ	Brycen Gregor (46)	Heaven Clark (37)
Jr. Varsity	333	34	Ethan Poncelet (85)	N/A
Varsity	413	25	Jackson Gerber (85)	N/A
Team Qualification	420	28		

* Indicates athlete's ranking among his/her Classification and Gender

** Indicates longest run of hits in reverse order. Used as a tie-breaker if necessary. Not all reverse runs are recorded.

DNQ indicates that the team did not qualify for the specified classification. A minimum of 5 athletes is required to compete in team competitions.

Team: Clinton-Graceville-Beardsly High School

Athlete	Class	Gender	Rank*	Session 1 Score				Session 2 Score				Total	
				Rnd 1	Rnd 2	Sub-Total	Rev Run	Rnd 1	Rnd 2	Sub-Total	Rev Run	Total Score	Rev Run**
Jakob Adelman	JV	M	T241	11	14	25	1	16	17	33	3	58	3
Lukas Adelman	V	M	T27	23	22	45	4	24	23	47	9	92	9
Natalie Basta	N	F	T5	17	19	36	6	19	0	19	4	55	4
Jordan Bauer	V	M	T213	20	21	41	2	20	17	37	1	78	1
Michael Bauer	V	M	T213	20	20	40	4	20	18	38	3	78	3
David Casper	N	M	T26	20	17	37	1	18	0	18	3	55	3
Casey Dahl	N	M	T82	15	12	27	0	18	0	18	1	45	1
Rachel Erickson	JV	F	22	21	19	40	7	19	16	35	1	75	1
Wyatt Erickson	JV	M	T235	11	13	24	2	19	16	35	0	59	0
Dylan Finberg	JV	M	T40	23	22	45	9	18	20	38	1	83	1
Jacob Fischer	V	M	T131	24	14	38	1	24	22	46	18	84	18
Kevin Fischer	V	M	T176	21	21	42	0	22	17	39	5	81	5
Maison Gibson	V	M	T213	16	21	37	6	20	21	41	1	78	1

USA Clay Target League Scoring System

Jake Gillespie	V	M	T27	22	23	45	6	24	23	47	3	92	3
Justin Gillespie	JV	M	T80	21	20	41	2	21	18	39	1	80	1
Austin Kipp	V	M	T213	19	21	40	11	17	21	38	2	78	2
Charles Kleindl	JV	M	T178	17	17	34	4	15	20	35	5	69	5
Emillyanne Kleindl	N	F										0	
Wyatt Krueger	JV	M	T104	17	21	38	4	19	21	40	1	78	1
Kyle Lampert	V	M	T92	23	21	44	0	22	21	43	7	87	7
Darin Lindgren	JV	M	T25	22	23	45	10	20	20	40	4	85	4
Antonio McLain	JV	M										0	
Michael Niesen	N	M	T71	14	15	29	0	18	0	18	3	47	3
Charlie Pullis	JV	M	T198	20	19	39	6	12	16	28	0	67	0
Alexander Sigler	N	M	T9	22	20	42	6	16	0	16	4	58	4
Michael Sigler	JV	M	T220	16	17	33	3	14	16	30	1	63	1
Jordan Thorson	JV	M	T104	20	18	38	2	21	19	40	1	78	1
Sharon Tritz	JV	F	50	12	10	22	1	14	15	29	0	51	0
Hunter Turner	V	M	T16	23	25	48	26	22	23	45	5	93	5
Nickolas Wiegman	V	M	T148	22	17	39	1	22	22	44	4	83	4
Michael Zenk	V	M	T148	23	23	46	2	20	17	37	3	83	3
Target Count				29	29	58		29	24	53		111	

Team Totals

	Team Total	Team Rank	Team High Gun Male	Team High Gun Female
Novice	260	10	Alexander Sigler (58)	Natalie Basta (55)
Jr. Varsity	404	17	Darin Lindgren (85)	Rachel Erickson (75)
Varsity	448	10	Hunter Turner (93)	N/A

Team Qualification	449	12		
---------------------------	-----	----	--	--

* Indicates athlete's ranking among his/her Classification and Gender

** Indicates longest run of hits in reverse order. Used as a tie-breaker if necessary. Not all reverse runs are recorded.

DNQ indicates that the team did not qualify for the specified classification. A minimum of 5 athletes is required to compete in team competitions.

Team: Comfrey High School

Athlete	Class	Gender	Rank*	Session 1 Score				Session 2 Score				Total	
				Rnd 1	Rnd 2	Sub-Total	Rev Run	Rnd 1	Rnd 2	Sub-Total	Rev Run	Total Score	Rev Run**
Eischen Amber	N	F	T24	12	15	27	3	18	0	18	2	45	2
Dakota Anderson	N	M	T9	20	21	41	7	17	0	17	7	58	7
Lorena Butler	N	F	T37	11	18	29	0	9	0	9	0	38	0
Johnathan Day	N	M	144	5	7	12	0	10	0	10	1	22	1
Justin Day	N	M	T39	20	18	38	3	15	0	15	1	53	1
Austin Fischer	N	M	T76	15	16	31	1	15	0	15	4	46	4
Mason Gode	N	M	T99	15	15	30	0	13	0	13	0	43	0
Haily Green	N	F	T62	8	7	15	0	7	0	7	1	22	1
Dawson Hacker	N	M	T19	20	18	38	1	18	0	18	2	56	2
Logan Kelly	JV	M	T123	14	21	35	9	20	21	41	0	76	0
Levi Kerkhoff	JV	M	T178	15	18	33	2	18	18	36	7	69	7
Karl Koenig	N	M	146	3	4	7	0	2	0	2	0	9	0
Matt Koenig	V	M	T270	18	19	37	6	14	14	28	1	65	1
Dalton Langseth	N	M	T39	18	18	36	1	17	0	17	3	53	3
Ethan Langseth	N	M	T141	12	7	19	0	8	0	8	0	27	0
Cecila Peschges	V	F	T12	15	17	32	1	16	18	34	2	66	2

Gianna Peschges	N	F	T20	17	16	33	11	16	0	16	2	49	2
Mark Peschges	V	M	T250	20	19	39	1	16	17	33	1	72	1
Dylan Pidde	JV	M	T192	14	16	30	0	18	20	38	0	68	0
Race Regier	V	M	T148	21	23	44	11	19	20	39	4	83	4
Walker Regier	N	M	T113	15	16	31		8	0	8	0	39	0
Paige Richert	N	F	T30	10	17	27	1	15	0	15	3	42	3
Tommy Richert	JV	M	T212	18	16	34	4	16	15	31	0	65	0
Austin Windschitl	V	M	T131	23	22	45	3	18	21	39	1	84	1
Emma Windschitl	JV	F	T39	16	14	30	6	15	20	35	10	65	10
Target Count				25	25	50		25	10	35		85	

Team Totals




	Team Total	Team Rank	Team High Gun Male	Team High Gun Female
Novice	269	6	Dakota Anderson (58)	Gianna Peschges (49)
Jr. Varsity	343	33	Logan Kelly (76)	Emma Windschitl (65)
Varsity	370	29	Austin Windschitl (84)	Cecila Peschges (66)
Team Qualification	384	34		

* Indicates athlete's ranking among his/her Classification and Gender






** Indicates longest run of hits in reverse order. Used as a tie-breaker if necessary. Not all reverse runs are recorded.

DNQ indicates that the team did not qualify for the specified classification. A minimum of 5 athletes is required to compete in team competitions.

Team: Coon Rapids High School

Athlete	Class	Gender	Rank*	Session 1 Score				Session 2 Score				Total	
				Rnd 1	Rnd 2	Sub-Total	Rev Run	Rnd 1	Rnd 2	Sub-Total	Rev Run	Total Score	Rev Run**
 Blake Ackerman	V	M	T47	24	23	47	4	21	23	44	0	91	0
 Gavin Anderson	JV	M	T178	16	18	34	2	13	22	35	0	69	0
 Trevor Anderson	V	M	T112	22	19	41	1	22	23	45	8	86	8

USA Clay Target League Scoring System

 Evan Boelter	N	M	T121	10	16	26	2	11	0	11	1	37	1
 Samantha Caminati	JV	F	49	11	15	26	0	14	16	30	1	56	1
 Spencer Dazenski	JV	M	T145	18	16	34	11	18	21	39	0	73	0
 Joshua Dischinger	V	M	T148	21	20	41	0	19	23	42	1	83	1
 Gavin Edberg	V	M	T227	18	23	41	2	14	22	36	2	77	2
 Matt Ellenson	N	M	T55	20	18	38	10	12	0	12	0	50	0
 Tyler Forse	N	M	T19	19	21	40	13	16	0	16	1	56	1
 James Garberson	JV	M	T93	22	19	41	0	18	20	38	1	79	1
 Elizabeth Hintze	V	F	1	22	24	46	22	21	23	44	20	90	20
 Brandon Hyatt	JV	M	T80	22	20	42	10	18	20	38	1	80	1
 Trevor Hyatt	N	M	T64	15	17	32	0	16	0	16	0	48	0
 Madison Kohrt	JV	F	32	12	19	31	6	19	18	37	0	68	0
 Tyler Kohrt	JV	M	T56	19	23	42	21	23	17	40	1	82	1
 Austin Larson	V	M	T232	21	21	42	6	16	18	34	0	76	0
 Collin Levasseur	JV	M	T145	20	19	39	0	17	17	34	3	73	3
 Louis Lovik	N	M	T46	21	15	36	1	16	0	16	0	52	0
 Jarrod Macklin	V	M	T112	19	24	43	19	22	21	43	2	86	2
 Jayson Macklin	N	M	T26	22	19	41	0	14	0	14	0	55	0
 Joey Miskowiec	V	M	T199	20	23	43	15	19	17	36	2	79	2
 Jaysen Moore	JV	M	T212	19	16	35	0	19	11	30	1	65	1
 Dylan Olson	JV	M										0	
 Autumn Pavelko	N	F	T32	15	14	29	4	12	0	12	0	41	0
 Timothy Plessel	V	M	T27	23	23	46	8	23	23	46	9	92	9

 Logan Procai	V	M	T160	20	22	42	1	21	19	40	3	82	3
 John Przybilla	N	M	T6	18	19	37	2	22	0	22	7	59	7
 Brigette Rudnick	N	F	T28	14	14	28	1	15	0	15	0	43	0
 Cade Skradski	N	M	T124	10	15	25	1	11	0	11	6	36	6
Target Count				29	29	58		29	19	48		106	

Team Totals








	Team Total	Team Rank	Team High Gun Male	Team High Gun Female
Novice	272	5	John Przybilla (59)	Brigette Rudnick (43)
Jr. Varsity	387	23	Tyler Kohrt (82)	Madison Kohrt (68)
Varsity	445	14	Timothy Plessel (92)	Elizabeth Hintze (90)
Team Qualification	445	15		

* Indicates athlete's ranking among his/her Classification and Gender




















** Indicates longest run of hits in reverse order. Used as a tie-breaker if necessary. Not all reverse runs are recorded.

DNQ indicates that the team did not qualify for the specified classification. A minimum of 5 athletes is required to compete in team competitions.

Team: Edina High School

Athlete	Class	Gender	Rank*	Session 1 Score				Session 2 Score				Total	
				Rnd 1	Rnd 2	Sub-Total	Rev Run	Rnd 1	Rnd 2	Sub-Total	Rev Run	Total Score	Rev Run**
 Ben Bachan	JV	M	T145	19	21	40	2	17	16	33	0	73	0
 Joe Carlson	JV	M	T198	18	16	34	0	16	17	33	1	67	1
 Zoe Cheung	N	F	T59	7	9	16	0	8	0	8	5	24	5
 Teddy Cotter	V	M	T59	21	23	44	1	23	23	46	9	90	9
 Tommy Doyle	V	M	T121	18	22	40	1	20	25	45	30	85	30
 Andrew Emory	JV	M	T205	16	18	34	0	14	18	32	0	66	0
 Preston Follestad	JV	M										0	
 Russell Freeman	N	M	T90	12	15	27	0	17	0	17	5	44	5

USA Clay Target League Scoring System

 Jack Fruechte	JV	M	261	11	12	23	0	9	13	22	0	45	0
 Nicole Gates	JV	F	21	13	21	34	0	20	22	42	0	76	0
 Charles Gilbert	N	M	T64	15	18	33	1	15	0	15	0	48	0
 Jonathan Hanten	N	M	T82	11	18	29	0	16	0	16	3	45	3
 Ben Harness	V	M	T176	23	20	43	2	22	16	38	1	81	1
 Mark Hussian	V	M	T27	22	24	46	11	24	22	46	1	92	1
 Matthew Jensen	V	M	T4	24	23	47	3	25	23	48	16	95	16
 William Kostuch	V	M	T16	23	21	44	0	25	24	49	23	93	23
 Michael Laib	N	M	T46	19	14	33	2	19	0	19	2	52	2
 Kevin Lussky	V	M	T47	22	23	45	12	24	22	46	5	91	5
 Drew Nielsen	N	M	T46	16	14	30	1	22	0	22	20	52	20
 Margeaux Pederson	N	F	1	19	21	40	4	21	0	21	2	61	2
 Quinn Ramsay	N	F	58	12	6	18	1	8	0	8	0	26	0
 Will Schwinghammer	JV	M	T244	15	12	27	1	11	19	30	3	57	3
 Patrick Swanson	V	M	T70	23	22	45	11	20	24	44	23	89	23
 Delainey Thorud	JV	F	41	15	17	32	2	16	15	31	0	63	0
 Michael Toth	V	M	T92	22	23	45	1	24	18	42	2	87	2
 Ben Velani	V	M	T148	21	20	41	4	22	20	42	2	83	2
 Max Wolfe	N	M	145	2	9	11	0	5	0	5	0	16	0
Target Count				26	26	52		26	17	43		95	

Team Totals

	Team Total	Team Rank	Team High Gun Male	Team High Gun Female
Novice	258	11	Michael Laib (52)	Margeaux Pederson (61)
Jr. Varsity	345	32	Ben Bachan (73)	Nicole Gates (76)
Varsity	461	4	Matthew Jensen (95)	N/A

















Team Qualification	461	4		
---------------------------	-----	---	--	--










* Indicates athlete's ranking among his/her Classification and Gender

** Indicates longest run of hits in reverse order. Used as a tie-breaker if necessary. Not all reverse runs are recorded.

DNQ indicates that the team did not qualify for the specified classification. A minimum of 5 athletes is required to compete in team competitions.

Team: Fergus Falls High School

Athlete	Class	Gender	Rank*	Session 1 Score				Session 2 Score				Total	
				Rnd 1	Rnd 2	Sub-Total	Rev Run	Rnd 1	Rnd 2	Sub-Total	Rev Run	Total Score	Rev Run**
 Daniel Anderson	N	M	T19	19	18	37	0	19	0	19	5	56	5
 Tyler Bergh	V	M	T176	23	20	43	13	17	21	38	9	81	9
 Jack Bergren	JV	M	T178	15	18	33	0	17	19	36	2	69	2
 Caleb Borowski	JV	M	T80	20	22	42	3	17	21	38	2	80	2
 Andrew Danielson	JV	M	T80	21	18	39	1	20	21	41	2	80	2
 Liam Dennis	V	M	T77	23	21	44	0	22	22	44	0	88	0
 Paul Dummer	JV	M	T123	13	22	35	6	23	18	41	0	76	0
 Colin Fronning	JV	M	T66	21	22	43	2	22	16	38	4	81	4
 Dominick Hanson	JV	M	T123	18	20	38	2	19	19	38	0	76	0
 Sunnie Hedstrom-Berg	JV	F	T43	12	17	29	1	15	16	31	1	60	1
 Jack Jacobs	JV	M	T93	21	19	40	1	19	20	39	8	79	8
 Alex Jaroszewski	JV	M	T140	17	18	35	5	17	22	39	0	74	0
 Spencer Jennen	JV	M	T16	21	24	45	22	20	21	41	2	86	2
 Kade Laney	V	M	T148	19	20	39	2	23	21	44	0	83	0
 Bret Leitch	N	M	T26	20	16	36	1	19	0	19	1	55	1
 Joe McKeever	V	M	T27	24	23	47	5	22	23	45	20	92	20

 Caleb Neubauer	JV	M	T9	22	22	44	8	22	21	43	7	87	7
 Jacob Schroeder	JV	M	T153	19	16	35	0	19	18	37	2	72	2
 Mitch Tenneson	N	M	T103	13	13	26	0	16	0	16	2	42	2
 Tristan Trosvig	N	M	T71	11	18	29	5	18	0	18	4	47	4
 Tucker Ugstad	JV	M	T113	18	21	39	1	19	19	38	1	77	1
 Corbin Vogl	JV	M	T172	15	19	34	7	18	18	36	5	70	5
 Allison Wahlgren	N	F	23	13	16	29	0	17	0	17	1	46	1
 Paige Westra	N	F	T48	9	15	24	0	10	0	10	1	34	1
 Ryan Wilson	V	M	T59	24	21	45	0	21	24	45	3	90	3
Target Count				25	25	50		25	19	44		94	

Team Totals




	Team Total	Team Rank	Team High Gun Male	Team High Gun Female
Novice	246	14	Daniel Anderson (56)	Allison Wahlgren (46)
Jr. Varsity	414	8	Caleb Neubauer (87)	Sunnie Hedstrom-Berg (60)
Varsity	434	17	Joe McKeever (92)	N/A
Team Qualification	443	18		













* Indicates athlete's ranking among his/her Classification and Gender

** Indicates longest run of hits in reverse order. Used as a tie-breaker if necessary. Not all reverse runs are recorded.

DNQ indicates that the team did not qualify for the specified classification. A minimum of 5 athletes is required to compete in team competitions.

Team: Grand Meadow High School

Athlete	Class	Gender	Rank*	Session 1 Score				Session 2 Score				Total	
				Rnd 1	Rnd 2	Sub-Total	Rev Run	Rnd 1	Rnd 2	Sub-Total	Rev Run	Total Score	Rev Run**
 Andrew Arndorfer	JV	M	T178	16	18	34	0	16	19	35	0	69	0
 John Baldus	JV	M	T123	20	19	39	5	16	21	37	1	76	1
 Haden Chandler	N	M	T113	15	13	28	0	11	0	11	0	39	0

 Sondra German	JV	F											0	
 Max Jech	N	M	T55	19	14	33	1	17	0	17	5	50	5	
 Alexander Nesbitt	N	M	T64	12	19	31	3	17	0	17	0	48	0	
 Matthew Nesbitt	N	M	T59	17	15	32	5	17	0	17	0	49	0	
 Ryan Nesbitt	JV	M	T40	22	20	42	7	20	21	41	9	83	9	
 Brenn Olson	N	M	T6	20	19	39	0	20	0	20	2	59	2	
 Rafe Pooler	N	M	T133	9	12	21	0	11	0	11	0	32	0	
 Josh Shorter	JV	M	T205	17	16	33	1	15	18	33	4	66	4	
 Dekota Steinkamp	N	M	130	10	13	23	0	11	0	11	1	34	1	
 Michael Stevens	JV	M	T7	21	24	45	14	20	23	43	6	88	6	
 Logan Stickrod	N	M	T26	18	16	34	1	21	0	21	2	55	2	
 Rece Voigt	V	M	281	12	13	25	0	11	14	25	1	50	1	
Target Count				14	14	28		14	6	20		48		

Team Totals

	Team Total	Team Rank	Team High Gun Male	Team High Gun Female
Novice	261	9	Brenn Olson (59)	N/A
Jr. Varsity	382	25	Michael Stevens (88)	N/A
Varsity	DNQ	DNQ	Rece Voigt (50)	N/A
Team Qualification	382	35		

* Indicates athlete's ranking among his/her Classification and Gender
























** Indicates longest run of hits in reverse order. Used as a tie-breaker if necessary. Not all reverse runs are recorded.











DNQ indicates that the team did not qualify for the specified classification. A minimum of 5 athletes is required to compete in team competitions.

Team: Hibbing High School

Athlete	Class	Gender	Rank*	Session 1 Score				Session 2 Score				Total		
				Rnd 1	Rnd 2	Sub-Total	Rev Run	Rnd 1	Rnd 2	Sub-Total	Rev Run	Total Score	Rev Run**	

USA Clay Target League Scoring System

 Hannah Anderson	JV	F	T14	19	20	39	3	18	22	40	6	79	6
 Lucas Arndt	V	M	T112	21	23	44	7	21	21	42	0	86	0
 Zet Bennett	V	M	T70	22	23	45	2	21	23	44	4	89	4
 Ethan Copeman	JV	M	T178	20	15	35	2	16	18	34	0	69	0
 Isaac Daniels	V	M	T213	22	22	44	7	18	16	34	1	78	1
 Nick Furlong	N	M	4	20	21	41	9	20	0	20	0	61	0
 Mikah Gauwitz	V	M	T213	19	17	36	1	25	17	42	2	78	2
 Hannah Gray	JV	F	6	18	22	40	8	22	23	45	2	85	2
 Jagger Greenwood	V	M	T260	17	15	32	2	20	18	38	1	70	1
 Ashley Hadrava	V	F	5	21	20	41	1	21	22	43	17	84	17
 Austin Hill	JV	M	T93	18	19	37	0	19	23	42	2	79	2
 April Hudelson	JV	F	31	19	16	35	4	16	19	35	2	70	2
 Alexander Jensen	V	M	2	23	24	47	4	24	25	49	28	96	28
 Peter Jensen	V	M	T27	24	22	46	10	22	24	46	24	92	24
 Tylen Jerkovich	V	M	T199	21	22	43	10	20	16	36	5	79	5
 Ethan Johnson	JV	M	T40	19	21	40	0	22	21	43	0	83	0
 Tyler Johnson	JV	M	T40	22	20	42	8	21	20	41	0	83	0
 Ethan Jones	V	M	T148	21	22	43	5	19	21	40	5	83	5
 Leslie Law	JV	M	T16	19	23	42	13	22	22	44	3	86	3
 Seri Lindstrom	JV	F	27	14	15	29	0	21	22	43	9	72	9
 Andrew Olson	V	M	T176	19	18	37	0	24	20	44	10	81	10
 Caylee Osborne	JV	F	T9	21	22	43	11	18	22	40	1	83	1
 Haylee Pahule	V	F	T12	14	20	34	6	13	19	32	0	66	0

 Ricky Paoletti	JV	M	T123	20	18	38	7	17	21	38	0	76	0
 Riley Pernat	V	M	265	18	18	36	0	19	13	32	0	68	0
 Tony Roberts	V	M	T27	22	25	47	27	22	23	45	11	92	11
 Alex Seppala	V	M	T16	23	24	47	9	22	24	46	22	93	22
 Nicholas Seppala	V	M	T59	23	22	45	7	22	23	45	0	90	0
 Carter Smith	V	M	T16	24	22	46	11	23	24	47	2	93	2
 Aaron Tronnes	V	M	T131	23	21	44	1	21	19	40	2	84	2
 Tore Tuin	V	M	T232	22	19	41	5	19	16	35	2	76	2
 Joey Vespa	V	M	T47	24	22	46	4	21	24	45	3	91	3
 Christian Vlatkovich	JV	M	T25	22	22	44	12	19	22	41	14	85	14
Target Count				33	33	66		33	32	65		131	

Team Totals



	Team Total	Team Rank	Team High Gun Male	Team High Gun Female
Novice	DNQ	DNQ	Nick Furlong (61)	N/A
Jr. Varsity	422	5	Leslie Law (86)	Hannah Gray (85)
Varsity	466	2	Alexander Jensen (96)	Ashley Hadrava (84)
Team Qualification	466	3		

* Indicates athlete's ranking among his/her Classification and Gender
























** Indicates longest run of hits in reverse order. Used as a tie-breaker if necessary. Not all reverse runs are recorded.



DNQ indicates that the team did not qualify for the specified classification. A minimum of 5 athletes is required to compete in team competitions.

Team: Hopkins High School

Athlete	Class	Gender	Rank*	Session 1 Score				Session 2 Score				Total	
				Rnd 1	Rnd 2	Sub-Total	Rev Run	Rnd 1	Rnd 2	Sub-Total	Rev Run	Total Score	Rev Run**
 Charlie Abel	V	M	T131	20	23	43	16	20	21	41	17	84	17
 Adam Anderson	JV	M	T123	23	19	42	4	18	16	34	4	76	4

USA Clay Target League Scoring System

 Sam Barczak	JV	M	T32	22	21	43	0	21	20	41	0	84	0
 David Beck	V	M	T244	21	21	42	8	16	16	32	4	74	4
 Josh Burgoyne	N	M	T19	18	18	36	7	20	0	20	3	56	3
 Mason Donat	JV	M	T66	20	23	43	10	21	17	38	4	81	4
 Tyler Fromm	JV	M	T32	20	20	40	7	23	21	44	11	84	11
 Nick Gardner	N	M	T9	18	21	39	9	19	0	19	0	58	0
 Jacob Gonsior	N	M	T82	14	20	34	3	11	0	11	1	45	1
 Lauren Horgen	N	F	T65	10	3	13	0	5	0	5	0	18	0
 Dylan Jackson	JV	M	T145	19	18	37	0	18	18	36	0	73	0
 Daniel Jaeger	N	M	T108	15	16	31	3	10	0	10	0	41	0
 Nicholas Johnstone	JV	M										0	
 Croix Jolicoeur	N	M	T99	13	13	26	1	17	0	17	5	43	5
 Austin Knapp	V	M	T27	23	23	46	11	23	23	46	1	92	1
 Katie Longer	JV	F	T25	18	17	35	2	19	19	38	5	73	5
 David Lorentz	V	M	T11	21	25	46	29	24	24	48	14	94	14
 Olivia Lorentz	JV	F	13	23	18	41	0	23	17	40	1	81	1
 Carter Martodam	V	M	T16	23	24	47	3	22	24	46	15	93	15
 Jonathan Miranda	V	M	T193	18	22	40	7	20	20	40	5	80	5
 Alec Muzetras	N	M	T138	10	10	20	0	10	0	10	1	30	1
 Tyler Seltzer	V	M	T213	20	19	39	1	19	20	39	0	78	0
 Antonio Suarez	JV	M	T198	18	17	35	0	18	14	32	2	67	2
 Dash Thomas	V	M	T27	25	23	48	7	22	22	44	8	92	8
 Nolan Urahn	V	M	T59	22	25	47	38	22	21	43	0	90	0

 Jared Witt	V	M	T77	23	23	46	10	22	20	42	4	88	4
 Zach Wood	V	M	T131	22	23	45	11	20	19	39	10	84	10
Target Count				26	26	52		26	19	45		97	

Team Totals

	Team Total	Team Rank	Team High Gun Male	Team High Gun Female
Novice	243	16	Nick Gardner (58)	Lauren Horgen (18)
Jr. Varsity	406	14	Sam Barczak (84)	Olivia Lorentz (81)
Varsity	461	5	David Lorentz (94)	N/A
Team Qualification	461	5		

* Indicates athlete's ranking among his/her Classification and Gender

** Indicates longest run of hits in reverse order. Used as a tie-breaker if necessary. Not all reverse runs are recorded.

DNQ indicates that the team did not qualify for the specified classification. A minimum of 5 athletes is required to compete in team competitions.

Team: Irondale High School

Athlete	Class	Gender	Rank*	Session 1 Score				Session 2 Score				Total	
				Rnd 1	Rnd 2	Sub-Total	Rev Run	Rnd 1	Rnd 2	Sub-Total	Rev Run	Total Score	Rev Run**
Jack Bina	V	M	T27	22	23	45	10	23	24	47	7	92	7
Adam Bohlman	V	M	3	24	24	48	2	24	24	48	24	96	24
Jake Brown	V	M	T4	24	23	47	5	24	24	48	0	95	0
Christian Drill	JV	M	T80	20	22	42	17	17	21	38	2	80	2
Mike Gorzycki	JV	M	T93	16	21	37	6	22	20	42	3	79	3
William Harmon	JV	M	T220	15	16	31	1	15	17	32	0	63	0
Jack Harris	V	M	T27	24	23	47	3	21	24	45	7	92	7
Joey Hatten	JV	M	T40	23	21	44	0	21	18	39	0	83	0
John Krejchik	JV	M	T93	20	19	39	1	22	18	40	3	79	3
Kylie Long	JV	F	T28	20	19	39	0	13	19	32	1	71	1

Sophia Maruska	JV	F	T23	19	19	38	0	17	19	36	1	74	1
Ben Ostlund	JV	M	T172	18	16	34	0	17	19	36	6	70	6
Michael Ruhland	JV	M	T255	11	13	24	2	12	13	25	3	49	3
Jacob Sinn	V	M	T246	17	23	40	12	18	15	33	0	73	0
Tessa Skubal	JV	F	T34	15	19	34	4	18	14	32	3	66	3
Jake Spencer	V	M	T47	24	22	46	2	22	23	45	8	91	8
Ryan Sully	V	M	1	25	24	49	6	24	25	49	25	98	25
Wyatt Tracy	JV	M	T93	21	20	41	0	18	20	38	4	79	4
Damon Warren	JV	M										0	
Lyndsey Weaver-Lang	JV	F	51	10	18	28	4	12	7	19	0	47	0
Target Count				19	19	38		19	19	38		76	

Team Totals



	Team Total	Team Rank	Team High Gun Male	Team High Gun Female
Novice	DNQ	DNQ	N/A	N/A
Jr. Varsity	400	20	Joey Hatten (83)	Sophia Maruska (74)
Varsity	473	1	Ryan Sully (98)	N/A
Team Qualification	473	1		











* Indicates athlete's ranking among his/her Classification and Gender

** Indicates longest run of hits in reverse order. Used as a tie-breaker if necessary. Not all reverse runs are recorded.

DNQ indicates that the team did not qualify for the specified classification. A minimum of 5 athletes is required to compete in team competitions.

Team: Janesville-Waldorf-Pemberton High School

Athlete	Class	Gender	Rank*	Session 1 Score				Session 2 Score				Total	
				Rnd 1	Rnd 2	Sub-Total	Rev Run	Rnd 1	Rnd 2	Sub-Total	Rev Run	Total Score	Rev Run**
 Ryan Bailey	N	M	T124	11	11	22	0	14	0	14	0	36	0
 John Barnes	N	M	T26	21	19	40	0	15	0	15	0	55	0

 Autumn Bless	N	F	T62	7	10	17	0	5	0	5	1	22	1
 Cody Bless	JV	M	T56	18	17	35	5	24	23	47	1	82	1
 Andrew Born	JV	M	T32	21	23	44	6	19	21	40	7	84	7
 Karter Cummins	N	M	T108	15	16	31	3	10	0	10	0	41	0
 Danielle Gerdts	N	F	T37	14	14	28	2	10	0	10	0	38	0
 Aidan Oldenburg	N	M	T90	12	17	29	1	15	0	15	2	44	2
 Porter Schauer	JV	M	T80	19	18	37	4	19	24	43	23	80	23
 Devick Stickley	JV	M	T145	19	21	40	4	15	18	33	0	73	0
 Patrick Tarrant	N	M	T113	14	11	25	0	14	0	14	1	39	1
 Isaac Wehking	JV	M	T56	18	23	41	4	21	20	41	6	82	6
Target Count				12	12	24		12	5	17		41	

Team Totals



	Team Total	Team Rank	Team High Gun Male	Team High Gun Female
Novice	217	18	John Barnes (55)	Danielle Gerdts (38)
Jr. Varsity	401	19	Andrew Born (84)	N/A
Varsity	DNQ	DNQ	N/A	N/A
Team Qualification	401	32		

















* Indicates athlete's ranking among his/her Classification and Gender

** Indicates longest run of hits in reverse order. Used as a tie-breaker if necessary. Not all reverse runs are recorded.

DNQ indicates that the team did not qualify for the specified classification. A minimum of 5 athletes is required to compete in team competitions.

Team: Lake City High School

Athlete	Class	Gender	Rank*	Session 1 Score				Session 2 Score				Total	
				Rnd 1	Rnd 2	Sub-Total	Rev Run	Rnd 1	Rnd 2	Sub-Total	Rev Run	Total Score	Rev Run**
 Dalton Arndt	JV	M	T9	21	23	44	17	22	21	43	0	87	0
 Grant Borgschatz	V	M	T236	22	24	46	4	17	12	29	5	75	5

 Riley Borgschatz	JV	M	T66	20	21	41	3	20	20	40	3	81	3
 Noah Devan	JV	M	T104	21	22	43	4	18	17	35	0	78	0
 Elijah Ender	V	M	T176	19	24	43	20	17	21	38	2	81	2
 Jake Evans	V	M	T254	14	21	35	9	18	18	36	0	71	0
 Caleb Freheit	V	M	T176	21	20	41	3	20	20	40	4	81	4
 Forrest Harmon	JV	M	T40	21	23	44	7	20	19	39	5	83	5
 Levi Herbst	V	M	T16	25	25	50	50	21	22	43	5	93	5
 Drew Jostock	V	M	T121	24	20	44	1	21	20	41	5	85	5
 Elliot Mahn	JV	M	T235	11	20	31	7	14	14	28	0	59	0
 Simon Mehrkens	JV	M	T93	19	19	38	3	23	18	41	5	79	5
 Brenna Nelson	JV	F	58	3	3	6	0	2	9	11	1	17	1
 Nash Nelson	JV	M	T145	20	17	37	0	17	19	36	6	73	6
 Phebe Nelson	JV	F	54	13	10	23	0	7	13	20	1	43	1
 Kellen Peterson	JV	M	T93	22	22	44	5	13	22	35	2	79	2
 Austin Scott	JV	M	T16	20	24	44	18	21	21	42	4	86	4
 Caden Struwe	V	M	T148	20	23	43	7	20	20	40	4	83	4
Target Count				18	18	36		18	18	36		72	

Team Totals




















	Team Total	Team Rank	Team High Gun Male	Team High Gun Female
Novice	DNQ	DNQ	N/A	N/A
Jr. Varsity	416	7	Dalton Arndt (87)	Phebe Nelson (43)
Varsity	423	22	Levi Herbst (93)	N/A
Team Qualification	434	22		








* Indicates athlete's ranking among his/her Classification and Gender

** Indicates longest run of hits in reverse order. Used as a tie-breaker if necessary. Not all reverse runs are recorded.

DNQ indicates that the team did not qualify for the specified classification. A minimum of 5 athletes is required to compete in team competitions.

Team: Lester Prairie/Holy Trinity High School

Athlete	Class	Gender	Rank*	Session 1 Score				Session 2 Score				Total	
				Rnd 1	Rnd 2	Sub-Total	Rev Run	Rnd 1	Rnd 2	Sub-Total	Rev Run	Total Score	Rev Run**
 Jayden Alsleben	JV	M	T255	13	14	27	0	13	9	22	0	49	0
 Ben Baumann	V	M	T213	20	17	37	2	19	22	41	7	78	7
 Mitchell Bondhus	V	M	T199	22	17	39	2	21	19	40	2	79	2
 William Dietrich	V	M	T11	22	24	46	11	24	24	48	24	94	24
 Michael Dietz	N	M	T71	15	17	32	0	15	0	15	2	47	2
 Marcus Feltmann	JV	M	T66	17	20	37	4	21	23	44	4	81	4
 Collin Gray	V	M	T47	23	23	46	18	25	20	45	8	91	8
 Landon Groff	N	M	T131	13	11	24	0	9	0	9	0	33	0
 Logan Groff	V	M	T92	24	21	45	0	21	21	42	3	87	3
 Adam Heigl	V	M	T77	23	22	45	0	23	20	43	4	88	4
 Erik Hentges	JV	M	T113	19	22	41	0	18	18	36	2	77	2
 Ryan Hoffmann	N	M	T9	21	19	40	0	18	0	18	2	58	2
 Grace Jeurissen	JV	F										0	
 Blair Jilek	V	M	T77	24	24	48	11	21	19	40	0	88	0
 Austin Laisy	N	M	T34	17	19	36	3	18	0	18	5	54	5
 Stephanie Lohse	JV	F	2	25	23	48	10	24	21	45	1	93	1
 Jack Luhman	V	M	T176	22	19	41	3	22	18	40	4	81	4
 Joseph Mochinski	V	M	T199	21	17	38	0	20	21	41	0	79	0
 Zachary Rademacher	JV	M	T220	12	13	25	3	17	21	38	16	63	16

 Dylan Ruzicka	V	M	T193	17	21	38	16	21	21	42	14	80	14
 Rees Schuette	V	M	T131	20	23	43	1	21	20	41	4	84	4
 Trevor Schuette	V	M	T160	21	20	41	18	22	19	41	2	82	2
 Cole Tonn	JV	M	T4	23	22	45	7	22	24	46	10	91	10
 Kayla Weinzierl	JV	F	T43	17	12	29	1	15	16	31	2	60	2
 Warren Wolter	JV	M	T80	23	17	40	2	21	19	40	1	80	1
 Jordan Ziermann	V	M	T236	22	14	36	0	20	19	39	1	75	1
Target Count				25	25	50		25	21	46		96	

Team Totals

	Team Total	Team Rank	Team High Gun Male	Team High Gun Female
Novice	DNQ	DNQ	Ryan Hoffmann (58)	N/A
Jr. Varsity	422	4	Cole Tonn (91)	Stephanie Lohse (93)
Varsity	448	9	William Dietrich (94)	N/A
Team Qualification	457	7		

* Indicates athlete's ranking among his/her Classification and Gender

** Indicates longest run of hits in reverse order. Used as a tie-breaker if necessary. Not all reverse runs are recorded.

DNQ indicates that the team did not qualify for the specified classification. A minimum of 5 athletes is required to compete in team competitions.

Team: Little Falls High School

Athlete	Class	Gender	Rank*	Session 1 Score				Session 2 Score				Total	
				Rnd 1	Rnd 2	Sub-Total	Rev Run	Rnd 1	Rnd 2	Sub-Total	Rev Run	Total Score	Rev Run**
Mackenzie Anderson	N	F	T30	15	16	31	2	11	0	11	1	42	1
Braden Backowski	JV	M										0	
Madison Berg	N	F										0	
Jacob Biermaier	V	M	T121	23	22	45	5	22	18	40	0	85	0
Austin Erdmann	V	M	T16	23	24	47	6	22	24	46	9	93	9

USA Clay Target League Scoring System

Colton Gottwalt	JV	M	T25	21	22	43	11	20	22	42	6	85	6
Michael Hanowski	V	M	T92	23	20	43	0	23	21	44	1	87	1
Aria Kapsner	N	F	T15	17	15	32	0	18	0	18	2	50	2
Gunner Kleinschmidt	N	M	T108	15	15	30	0	11	0	11	0	41	0
Aidan Kray	JV	M	T16	23	22	45	1	20	21	41	7	86	7
Dillon Lentsch	JV	M	T153	14	22	36	0	19	17	36	1	72	1
Tanner Magee	JV	M	T80	17	19	36	0	23	21	44	2	80	2
Christy Masog	N	F	T50	5	16	21	7	11	0	11	2	32	2
Michael Meyer	JV	M	T80	20	19	39	2	18	23	41	9	80	9
Jesse Mroska	JV	M										0	
Kyle Nouis	JV	M	2	22	24	46	23	24	23	47	9	93	9
Wilson Petrich	JV	M	T227	11	16	27	3	17	18	35	0	62	0
Remington Retka	JV	M										0	
Lane Rutten	JV	M	T40	20	20	40	0	21	22	43	3	83	3
Austin Schroeder	N	M	T17	19	18	37	1	20	0	20	2	57	2
Sam Slettom	N	M	T9	20	19	39	1	19	0	19	4	58	4
Lucas Sowada	N	M										0	
Target Count				17	17	34		17	11	28		62	

Team Totals

	Team Total	Team Rank	Team High Gun Male	Team High Gun Female
Novice	248	13	Sam Slettom (58)	Aria Kapsner (50)
Jr. Varsity	427	2	Kyle Nouis (93)	N/A
Varsity	DNQ	DNQ	Austin Erdmann (93)	N/A
Team Qualification	444	16		

* Indicates athlete's ranking among his/her Classification and Gender

** Indicates longest run of hits in reverse order. Used as a tie-breaker if necessary. Not all reverse runs are recorded.

DNQ indicates that the team did not qualify for the specified classification. A minimum of 5 athletes is required to compete in team competitions.

Team: Maple River High School

Athlete	Class	Gender	Rank*	Session 1 Score				Session 2 Score				Total	
				Rnd 1	Rnd 2	Sub-Total	Rev Run	Rnd 1	Rnd 2	Sub-Total	Rev Run	Total Score	Rev Run**
Danny Ertman	JV	M	T145	16	19	35	7	19	19	38	8	73	8
Reid Hansen	JV	M	T56	22	23	45	2	19	18	37	0	82	0
Cody Hanson	V	M	T77	25	22	47	15	21	20	41	5	88	5
Reise Hanson	JV	M	T32	22	19	41	5	21	22	43	3	84	3
Eric Langworthy	JV	M	T40	22	18	40	0	24	19	43	6	83	6
Trevor Lemmon	V	M	T250	18	17	35	0	17	20	37	9	72	9
Dillon Schmidt	V	M	T92	22	20	42	5	24	21	45	5	87	5
Dustyn Schmidt	V	M	T27	25	24	49	9	23	20	43	2	92	2
Colton Ziegler	JV	M	T230	14	12	26	0	14	20	34	4	60	4
Target Count				9	9	18		9	9	18		36	

Team Totals

	Team Total	Team Rank	Team High Gun Male	Team High Gun Female
Novice	DNQ	DNQ	N/A	N/A
Jr. Varsity	382	26	Reise Hanson (84)	N/A
Varsity	DNQ	DNQ	Dustyn Schmidt (92)	N/A
Team Qualification	434	23		






















* Indicates athlete's ranking among his/her Classification and Gender










** Indicates longest run of hits in reverse order. Used as a tie-breaker if necessary. Not all reverse runs are recorded.

DNQ indicates that the team did not qualify for the specified classification. A minimum of 5 athletes is required to compete in team competitions.

Team: Montevideo High School



Athlete	Class	Gender	Rank*	Session 1 Score				Session 2 Score				Total	
				Rnd 1	Rnd 2	Sub-Total	Rev Run	Rnd 1	Rnd 2	Sub-Total	Rev Run	Total Score	Rev Run**
 Donavon Albers	V	M	T176	20	22	42	4	19	20	39	0	81	0
 Amanda Anderson	JV	F	T34	13	18	31	4	17	18	35	1	66	1
 Mitchell Anderson	JV	M	T56	19	21	40	0	21	21	42	4	82	4
 Austin Anspach	JV	M	T172	20	13	33	0	19	18	37	0	70	0
 Lucas Christians	V	M	T199	19	23	42	5	18	19	37	1	79	1
 Dominick Clark	N	M	T52	15	16	31	4	20	0	20	1	51	1
 Kiana Enevoldsen	N	F	61	5	9	14	2	9	0	9	0	23	0
 Chris Erickson	V	M	T70	22	24	46	24	21	22	43	0	89	0
 Trew Evenson	N	M	T9	20	19	39	1	19	0	19	1	58	1
 Chance Flinn	V	M	T213	23	18	41	1	19	18	37	2	78	2
 Andrew Harguth	JV	M	T153	19	17	36	0	17	19	36	8	72	8
 Dylan Hiepler	JV	M	T40	22	19	41	0	21	21	42	4	83	4
 Brittany Hilden	JV	F	T34	15	17	32	0	18	16	34	8	66	8
 Garrett Hoium	N	M	T64	19	10	29	0	19	0	19	0	48	0
 Jacob Knapper	V	M	T246	19	20	39	6	18	16	34	1	73	1
 Riley Kwilinski	JV	M	T104	19	18	37	0	20	21	41	19	78	19
 Joseph Landmark	V	M	T131	21	21	42	5	22	20	42	6	84	6
 Tegan Marty	N	F	47	13	11	24	0	11	0	11	2	35	2
 Ethan Oberg	V	M	T176	20	21	41	5	21	19	40	4	81	4
 Devon Olson	V	M	T236	16	19	35	1	20	20	40	12	75	12
 Emily Olson	N	F	T50	7	8	15	1	17	0	17	5	32	5

 Ashton Pauling	N	F	68	2	0	2	0	4	0	4	0	6	0
 Kaylee Pauling	N	F	T34	11	12	23	0	17	0	17	0	40	0
 Morgan Schmidt	N	F	T28	12	15	27	0	16	0	16	0	43	0
 Justin Sears	JV	M	T140	20	17	37	4	18	19	37	2	74	2
 Alex Smith	JV	M	T153	17	20	37	4	17	18	35	1	72	1
 Corbin Sulflow	V	M	T92	20	20	40	3	22	25	47	32	87	32
 Colton Unzen	N	M	T82	15	12	27	0	18	0	18	2	45	2
 Jesse Wamstad	V	M	T92	21	21	42	9	22	23	45	0	87	0
 Susannah Wamstad	JV	F	4	22	19	41	2	23	23	46	8	87	8
Target Count				30	29	59		30	20	50		109	

Team Totals

	Team Total	Team Rank	Team High Gun Male	Team High Gun Female
Novice	245	15	Trew Evenson (58)	Morgan Schmidt (43)
Jr. Varsity	404	16	Dylan Hiepler (83)	Susannah Wamstad (87)
Varsity	428	21	Chris Erickson (89)	N/A
Team Qualification	434	24		

* Indicates athlete's ranking among his/her Classification and Gender

** Indicates longest run of hits in reverse order. Used as a tie-breaker if necessary. Not all reverse runs are recorded.

DNQ indicates that the team did not qualify for the specified classification. A minimum of 5 athletes is required to compete in team competitions.

Team: Mora High School

Athlete	Class	Gender	Rank*	Session 1 Score				Session 2 Score				Total	
				Rnd 1	Rnd 2	Sub-Total	Rev Run	Rnd 1	Rnd 2	Sub-Total	Rev Run	Total Score	Rev Run**
Luke Anderson	V	M	T70	21	22	43	9	22	24	46	18	89	18
Brett Angstman	N	M	T34	18	21	39	1	15	0	15	0	54	0
Mark Arnold	N	M	T52	14	20	34	1	17	0	17	5	51	5

USA Clay Target League Scoring System

Gavin Barnick	JV	M	T80	20	20	40	0	20	20	40	1	80	1
Nolan Berry	JV	M	T56	20	24	44	23	18	20	38	2	82	2
Riley Erickson	JV	M	T235	16	14	30	1	14	15	29	1	59	1
Bailey Harris	JV	F	T23	18	20	38	3	18	18	36	1	74	1
Derrick Kohlgraf	N	M	T39	21	16	37	3	16	0	16	5	53	5
Cameron Lafontaine	JV	M	T40	21	19	40	1	23	20	43	1	83	1
Norman Lilyerd	JV	M	T16	20	21	41	2	21	24	45	0	86	0
Brandon Mann	V	M	T92	22	21	43	11	21	23	44	1	87	1
Dylan Nelson	JV	M	T163	17	19	36	1	15	20	35	2	71	2
Mckayla Nelson	N	F	T34	9	15	24	2	16	0	16	3	40	3
Danny Schroeder	JV	M	T198	14	17	31	3	17	19	36	4	67	4
Tommy Schroeder	N	M	T121	13	14	27	0	10	0	10	1	37	1
Schae Singleton	N	F	T11	15	19	34	6	18	0	18	5	52	5
Cole Stillday	JV	M	T218	14	19	33	5	12	19	31	0	64	0
Brady Strand	V	M	T148	21	17	38	2	24	21	45	4	83	4
Kaleb Swenson	JV	M	T218	16	20	36	0	15	13	28	2	64	2
Mitch Thompson	JV	M	T140	18	20	38	3	16	20	36	4	74	4
Keaton Torell	V	M	T59	21	23	44	5	22	24	46	5	90	5
Austin Voss	V	M	T176	18	19	37	0	24	20	44	3	81	3
Target Count				22	22	44		22	16	38		82	

Team Totals

	Team Total	Team Rank	Team High Gun Male	Team High Gun Female
Novice	250	12	Brett Angstman (54)	Schae Singleton (52)
Jr. Varsity	405	15	Norman Lilyerd (86)	Bailey Harris (74)
Varsity	430	20	Keaton Torell (90)	N/A

Team Qualification	435	21		
---------------------------	-----	----	--	--

* Indicates athlete's ranking among his/her Classification and Gender

** Indicates longest run of hits in reverse order. Used as a tie-breaker if necessary. Not all reverse runs are recorded.

DNQ indicates that the team did not qualify for the specified classification. A minimum of 5 athletes is required to compete in team competitions.

Team: Mountain Lake High School

Athlete	Class	Gender	Rank*	Session 1 Score				Session 2 Score				Total	
				Rnd 1	Rnd 2	Sub-Total	Rev Run	Rnd 1	Rnd 2	Sub-Total	Rev Run	Total Score	Rev Run**
Chanah Brandt	JV	F	T7	21	23	44	3	21	19	40	0	84	0
Nick Curry	JV	M	T212	18	11	29	2	20	16	36	1	65	1
Hunter Dahna	V	M	T47	22	24	46	19	23	22	45	5	91	5
Madison Dahna	JV	F	T14	20	22	42	3	18	19	37	4	79	4
Aaron Fast	JV	M	T132	18	12	30	0	23	22	45	2	75	2
Andrew Fast	V	M	T213	19	19	38	2	22	18	40	0	78	0
Dayton Hanson	JV	M	T153	19	17	36	1	21	15	36	4	72	4
Katherine Hofmann	N	F	T26	13	12	25	0	19	0	19	0	44	0
Victoria Hofmann	N	F	36	13	12	25	0	14	0	14	1	39	1
Aleesha Jepsen	N	F	T54	8	9	17	0	11	0	11	0	28	0
Jesse Jepsen	JV	M	T66	17	20	37	14	22	22	44	4	81	4
Caitlyn Johnson	N	F	T50	14	13	27	0	5	0	5	1	32	1
Eli Karschnik	JV	M	T153	20	20	40	8	19	13	32	2	72	2
Weston Osland	JV	M	T192	15	13	28	0	19	21	40	2	68	2
Sierra Pankratz	N	F	T40	11	15	26	0	11	0	11	0	37	0
Nathan Regier	V	M	T193	18	24	42	11	20	18	38	2	80	2

Thomas Regier	JV	M	T66	20	23	43	9	19	19	38	0	81	0
Braden Rempel	JV	M	T178	18	12	30	1	21	18	39	6	69	6
Jacob Suess	V	M	T160	22	21	43	7	17	22	39	4	82	4
Meredith Suess	JV	F	3	23	24	47	22	23	22	45	12	92	12
Regan Syverson	JV	M	T163	19	16	35	1	19	17	36	0	71	0
Hamlock Tanyavong	V	M	T77	22	22	44	14	22	22	44	10	88	10
Jeffrey Wright	V	M	T199	22	21	43	3	17	19	36	5	79	5
Target Count				23	23	46		23	18	41		87	

Team Totals

	Team Total	Team Rank	Team High Gun Male	Team High Gun Female
Novice	180	20	N/A	Katherine Hofmann (44)
Jr. Varsity	417	6	Jesse Jepsen (81)	Meredith Suess (92)
Varsity	420	24	Hunter Dahna (91)	N/A
Team Qualification	437	20		

* Indicates athlete's ranking among his/her Classification and Gender

** Indicates longest run of hits in reverse order. Used as a tie-breaker if necessary. Not all reverse runs are recorded.

DNQ indicates that the team did not qualify for the specified classification. A minimum of 5 athletes is required to compete in team competitions.

Team: New Ulm High School

Athlete	Class	Gender	Rank*	Session 1 Score				Session 2 Score				Total	
				Rnd 1	Rnd 2	Sub-Total	Rev Run	Rnd 1	Rnd 2	Sub-Total	Rev Run	Total Score	Rev Run**
Eli Ahrens	V	M	T232	22	20	42	7	15	19	34	0	76	0
Andrew Blumhoefer	V	M	T254	20	17	37	3	18	16	34	6	71	6
Carter Brandes	N	M	T108	14	13	27	0	14	0	14	1	41	1
Morgan Brey	N	F	T13	16	19	35	1	16	0	16	0	51	0
Kyle Brunner	V	M	T254	18	18	36	1	16	19	35	2	71	2

USA Clay Target League Scoring System

Rilye Carson	JV	M	T25	22	24	46	8	22	17	39	3	85	3
Zachary Cole	N	M	T76	11	17	28	3	18	0	18	10	46	10
Caleb Dunker	JV	M	T172	18	21	39	1	14	17	31	0	70	0
Anthony Gaylord	N	M	T90	17	9	26	1	18	0	18	1	44	1
Noah Gieseke	N	M	T39	19	18	37	1	16	0	16	3	53	3
Russell Hellendrung	JV	M	T178	20	19	39	0	15	15	30	0	69	0
Noah Huseby	JV	M	T93	21	22	43	3	16	20	36	8	79	8
Levi Kletscher	JV	M	T113	21	21	42	2	18	17	35	4	77	4
Alice Lewandowski	N	F	T13	15	17	32	1	19	0	19	3	51	3
Lilli Lewandowski	N	F	T54	7	12	19	0	9	0	9	1	28	1
Tanner Lewis	V	M	T27	22	22	44	7	25	23	48	11	92	11
Joshua Liebl	JV	M	T220	14	15	29	3	17	17	34	0	63	0
Michael Messenger	JV	M	T163	20	18	38	3	20	13	33	1	71	1
Jacob Radloff	N	M	T90	12	15	27	0	17	0	17	0	44	0
Kelsi Ranweiler	N	F	T5	18	20	38	2	17	0	17		55	
Kody Ranweiler	N	M	T19	19	18	37	1	19	0	19	0	56	0
Kolten Ruehling	V	M	T199	21	20	41	3	17	21	38	7	79	7
Conor Schiller	N	M	T133	16	9	25	1	7	0	7	0	32	0
Parker Sunderman	N	M	T133	10	13	23	1	9	0	9	0	32	0
Nicholas Syverson	JV	M	T9	20	23	43	10	24	20	44	1	87	1
Taylor Syverson	N	F	53	11	7	18	0	13	0	13	0	31	0
Kendra Vandeest	N	F	T44	13	12	25	0	11	0	11	0	36	0
Avery Wendinger	JV	M	T56	25	18	43	0	20	19	39	2	82	2

Target Count				28	28	56		28	14	42		98	
---------------------	--	--	--	----	----	----	--	----	----	----	--	----	--

Team Totals

	Team Total	Team Rank	Team High Gun Male	Team High Gun Female
Novice	266	8	Kody Ranweiler (56)	Kelsi Ranweiler (55)
Jr. Varsity	410	10	Nicholas Syverson (87)	N/A
Varsity	389	27	Tanner Lewis (92)	N/A
Team Qualification	425	27		

* Indicates athlete's ranking among his/her Classification and Gender

** Indicates longest run of hits in reverse order. Used as a tie-breaker if necessary. Not all reverse runs are recorded.

DNQ indicates that the team did not qualify for the specified classification. A minimum of 5 athletes is required to compete in team competitions.

Team: Norman County High School

Athlete	Class	Gender	Rank*	Session 1 Score				Session 2 Score				Total	
				Rnd 1	Rnd 2	Sub-Total	Rev Run	Rnd 1	Rnd 2	Sub-Total	Rev Run	Total Score	Rev Run**
Cody Carlson	V	M	T213	21	21	42	4	18	18	36	2	78	2
Braidon Fetting	V	M	T148	20	21	41	4	23	19	42	1	83	1
Brett Fetting	V	M	T4	23	24	47	16	25	23	48	6	95	6
Tanner Jorschumb	V	M	T70	21	22	43	2	24	22	46	17	89	17
Daniel Jossund	JV	M	T212	10	15	25	1	17	23	40	0	65	0
Laura Jossund	V	F	6	20	19	39	5	23	21	44	3	83	3
Tanner Kasel	JV	M	T220	9	21	30	0	16	17	33	0	63	0
Anna Kaste	JV	F	55	6	12	18	1	10	14	24	0	42	0
Ryan Knutson	V	M	T236	22	18	40	0	18	17	35	8	75	8
Michael Kolness	V	M	T131	21	21	42	4	23	19	42	2	84	2
Ryan Loe	V	M	T246	19	19	38	3	14	21	35	5	73	5
Bryer Merkens	V	M	T193	17	20	37	1	22	21	43	0	80	0

Quinn Merkens	V	M	T27	21	25	46	32	22	24	46	10	92	10
Blake Miller	V	M	T4	21	25	46	26	25	24	49	4	95	4
Andy Sip	JV	M	246	15	13	28	0	17	11	28	0	56	0
Emily Sip	JV	F	T39	20	18	38	1	15	12	27	1	65	1
Jacob Sip	JV	M	262	12	9	21	0	12	11	23	0	44	0
Morgan Sip	JV	M	T258	12	13	25	0	10	13	23	0	48	0
Drake Solseng	JV	M	T255	12	11	23	1	12	14	26	2	49	2
Tanner Somers	V	M	T160	18	24	42	14	21	19	40	7	82	7
Sam Visser	V	M	T160	20	21	41	7	20	21	41	10	82	10
Taylor Visser	V	M	T193	21	18	39	2	20	21	41	5	80	5
Weston Winfrey	JV	M	229	16	13	29	2	15	17	32	0	61	0
Target Count				23	23	46		23	23	46		92	

Team Totals

	Team Total	Team Rank	Team High Gun Male	Team High Gun Female
Novice	DNQ	DNQ	N/A	N/A
Jr. Varsity	310	36	Daniel Jossund (65)	Emily Sip (65)
Varsity	455	8	Brett Fetting (95)	Laura Jossund (83)
Team Qualification	455	10		

* Indicates athlete's ranking among his/her Classification and Gender

** Indicates longest run of hits in reverse order. Used as a tie-breaker if necessary. Not all reverse runs are recorded.

DNQ indicates that the team did not qualify for the specified classification. A minimum of 5 athletes is required to compete in team competitions.

Team: North Branch High School

Athlete	Class	Gender	Rank*	Session 1 Score				Session 2 Score				Total	
				Rnd 1	Rnd 2	Sub-Total	Rev Run	Rnd 1	Rnd 2	Sub-Total	Rev Run	Total Score	Rev Run**
Conrad Almendinger	JV	M	263	9	12	21	0	11	11	22	0	43	0

USA Clay Target League Scoring System

Kate Barnes	JV	F	48	14	13	27	2	12	18	30	1	57	1
Christian Guerin	V	M	T250	14	19	33	9	17	22	39	2	72	2
Jack Hatton	V	M	T270	19	12	31	1	19	15	34	2	65	2
Alec Hink	JV	M	T192	20	14	34	1	18	16	34	5	68	5
Logan Hunter	JV	M	T258	11	13	24	0	9	15	24	4	48	4
Blake Loftman	V	M	T112	21	23	44	9	22	20	42	2	86	2
Tyler Lorey	V	M										0	
Russell Malterud	V	M	T160	21	18	39	8	21	22	43	2	82	2
Brady Moeller	V	M	T266	15	18	33	4	17	17	34	0	67	0
Grace Mohs	JV	F	56	10	9	19	0	11	8	19	0	38	0
Lucas Nadeau	JV	M	T212	12	12	24	1	20	21	41	5	65	5
Brandon O'Donnell	V	M	T268	17	15	32	0	17	17	34	6	66	6
Joseph Pantalion	V	M										0	
Benjamin Roethhjer	JV	M	T235	16	13	29	0	14	16	30	4	59	4
Nathan Schoeberl	V	M	T254	18	19	37	6	20	14	34	0	71	0
Austin Venhuizen	JV	M	T178	17	23	40	5	14	15	29	0	69	0
Braeden Wiss	JV	M	T192	16	16	32	1	16	20	36	8	68	8
Target Count				16	16	32		16	16	32		64	

Team Totals



















	Team Total	Team Rank	Team High Gun Male	Team High Gun Female
Novice	DNQ	DNQ	N/A	N/A
Jr. Varsity	329	35	Austin Venhuizen (69)	Kate Barnes (57)
Varsity	378	28	Blake Loftman (86)	N/A
Team Qualification	380	36		









* Indicates athlete's ranking among his/her Classification and Gender

** Indicates longest run of hits in reverse order. Used as a tie-breaker if necessary. Not all reverse runs are recorded.

DNQ indicates that the team did not qualify for the specified classification. A minimum of 5 athletes is required to compete in team competitions.

Team: Northeast Range High School

Athlete	Class	Gender	Rank*	Session 1 Score				Session 2 Score				Total	
				Rnd 1	Rnd 2	Sub-Total	Rev Run	Rnd 1	Rnd 2	Sub-Total	Rev Run	Total Score	Rev Run**
 Erin Backe	N	F	67	3	6	9	0	4	0	4	0	13	0
 Aili Bee	N	F	T15	17	14	31	4	19	0	19	3	50	3
 Harry Dammann	N	M	T34	19	16	35	4	19	0	19	0	54	0
 Robert Daugherty	N	M	T59	18	13	31	3	18	0	18	5	49	5
 Madeline Dorman	N	F	2	22	19	41	2	18	0	18	8	59	8
 Christopher Ferguson	N	M	T9	17	19	36	4	22	0	22	12	58	12
 Jon Hakala	N	M	T138	12	9	21	2	9	0	9	2	30	2
 Lori Huseby	JV	F	1	25	23	48	5	25	25	50	50	98	55
 Sawyer Klingsporn	N	M	T19	20	19	39	2	17	0	17	0	56	0
 Tracker Koivisto	N	M	T39	21	17	38	1	15	0	15	3	53	3
 Chelsea Larson	N	F	T5	17	17	34	3	21	0	21	0	55	0
 Kaitlyn Larson	JV	F	T43	14	18	32	3	14	14	28	0	60	0
 Annie Lindgren	N	F	T20	14	19	33	0	16	0	16	1	49	1
 Bralyn Lislegard	N	M	T133	7	13	20	0	12	0	12	2	32	2
 Travis Loewen	JV	M	T40	22	20	42	4	22	19	41	10	83	10
 Thia Lossing	N	F	64	1	10	11	1	8	0	8	1	19	1
 Austin Meskill	N	M	T82	13	16	29	0	16	0	16	1	45	1
 Louis Meskill	N	M	T6	18	21	39	1	20	0	20	1	59	1

 Alex Motes	N	M	T9	19	18	37	2	21	0	21	0	58	0
 Josh Pohlman	N	M	T39	18	18	36	0	17	0	17	0	53	0
 Rylan Poppenhagen	N	M	T71	15	18	33	2	14	0	14	0	47	0
 Cody Rasmussen	JV	M	T132	17	22	39	1	20	16	36	2	75	2
 James Schwinghamer	N	M	T26	18	19	37	5	18	0	18	1	55	1
 Carl Sundblad	JV	M	T205	8	16	24	4	22	20	42	5	66	5
 Chad Wills	JV	M	T25	22	21	43	3	23	19	42	2	85	2
 Jimmy Zupancich	N	M	T64	14	20	34	1	14	0	14	0	48	0
Target Count				26	26	52		26	6	32		84	

Team Totals





	Team Total	Team Rank	Team High Gun Male	Team High Gun Female
Novice	290	1	Louis Meskill (59)	Madeline Dorman (59)
Jr. Varsity	407	13	Chad Wills (85)	Lori Huseby (98)
Varsity	DNQ	DNQ	N/A	N/A
Team Qualification	407	31		

















* Indicates athlete's ranking among his/her Classification and Gender

** Indicates longest run of hits in reverse order. Used as a tie-breaker if necessary. Not all reverse runs are recorded.

DNQ indicates that the team did not qualify for the specified classification. A minimum of 5 athletes is required to compete in team competitions.

Team: Ortonville High School

Athlete	Class	Gender	Rank*	Session 1 Score				Session 2 Score				Total	
				Rnd 1	Rnd 2	Sub-Total	Rev Run	Rnd 1	Rnd 2	Sub-Total	Rev Run	Total Score	Rev Run**
 Colin Banken	N	M	T82	11	19	30	3	15	0	15	3	45	3
 Cassandra Dragt	N	F	T40	11	11	22	1	15	0	15	6	37	6
 Jack Dragt	N	M	T127	13	15	28	0	7	0	7	0	35	0
 Nathan Ehrenberg	N	M	T82	16	15	31	0	14	0	14	0	45	0

 Levi Gabrielson	N	M	112	9	17	26	0	14	0	14	1	40	1
 Micah Henrich	V	M	T232	21	16	37	3	18	21	39	5	76	5
 Tyler Jacobson	JV	M	T153	15	21	36	2	21	15	36	2	72	2
 Travis Kellen	JV	M	T66	19	21	40	5	21	20	41	0	81	0
 Bret Korstjens	N	M	T103	10	13	23	0	19	0	19	6	42	6
 Rachel Mork	JV	F	T52	12	10	22	0	12	11	23	0	45	0
 Ryan Muenchow	N	M	143	10	7	17	0	6	0	6	1	23	1
 Heath Peterson	JV	M	T192	15	14	29	2	18	21	39	0	68	0
 Tyler Ruby	JV	M	T113	21	20	41	5	19	17	36	4	77	4
 Ty Scofield	JV	M	T140	17	21	38	0	20	16	36	1	74	1
 Ethan Streich	V	M	T270	15	15	30	2	16	19	35	4	65	4
 Hannah Streich	N	F	T65	5	9	14	0	4	0	4	0	18	0
 Andrew Strong	V	M	T227	17	22	39	0	20	18	38	4	77	4
 Nathan Strong	V	M	T160	22	19	41	0	17	24	41	20	82	20
 Dexter Tweeter	V	M	T262	15	20	35	1	16	18	34	0	69	0
 Tagen Zepeda	JV	M	T104	20	19	39	0	21	18	39	0	78	0
Target Count				20	20	40		20	12	32		72	

Team Totals

	Team Total	Team Rank	Team High Gun Male	Team High Gun Female
Novice	209	19	Colin Banken (45)	Cassandra Dragt (37)
Jr. Varsity	382	27	Travis Kellen (81)	Rachel Mork (45)
Varsity	369	30	Nathan Strong (82)	N/A
Team Qualification	395	33		

* Indicates athlete's ranking among his/her Classification and Gender

** Indicates longest run of hits in reverse order. Used as a tie-breaker if necessary. Not all reverse runs are recorded.

DNQ indicates that the team did not qualify for the specified classification. A minimum of 5 athletes is required to compete in team competitions.

Team: Park Rapids High School

Athlete	Class	Gender	Rank*	Session 1 Score				Session 2 Score				Total	
				Rnd 1	Rnd 2	Sub-Total	Rev Run	Rnd 1	Rnd 2	Sub-Total	Rev Run	Total Score	Rev Run**
Austin Arvik	JV	M										0	
Ty Aukes	JV	M	T113	20	17	37	0	20	20	40	6	77	6
Nathaniel Barrett	V	M	T11	22	25	47	28	22	25	47	27	94	27
Riley Cannon	V	M	T77	22	21	43	9	23	22	45	2	88	2
Luke Dickinson	N	M	T17	17	22	39	6	18	0	18	1	57	1
Lee Edelman	N	M	T99	13	19	32	0	11	0	11	2	43	2
Zachary Ellenson	N	M	T131	7	12	19	3	14	0	14	0	33	0
Cole Girtz	V	M	T92	24	23	47	5	20	20	40	0	87	0
Jack Hensel	JV	M	T9	23	22	45	6	23	19	42	3	87	3
Blake Huwe	JV	M	T4	21	23	44	13	25	22	47		91	
Blake Johnson	V	M	T27	25	22	47	11	21	24	45	17	92	17
Gabrielle Johnson	JV	F	T9	21	21	42	0	21	20	41	4	83	4
Isaac Johnson	V	M										0	
Karl Just	V	M	T131	23	21	44	3	19	21	40	1	84	1
Brendan Kruchowski	JV	M	3	25	21	46	4	25	22	47	1	93	1
Tatum Mercer	N	F										0	
Wyatt Newman	JV	M	T132	19	19	38	0	19	18	37	5	75	5
Logan Noonan	N	M										0	
Shawn Ohm	JV	M	T80	21	18	39	1	19	22	41	11	80	11

Nolan Pederson	V	M	T4	25	22	47	1	24	24	48	7	95	7
Jacob Stewart	JV	M	T7	25	22	47	2	21	20	41	5	88	5
Ean Voigt	V	M	T92	21	23	44	1	22	21	43	13	87	13
Charley Walsh	V	M	T4	25	24	49	8	24	22	46	16	95	16
Jack Walsh	JV	M	6	23	22	45	6	21	24	45	19	90	19
Arienne Warmbold	V	F	3	21	23	44	11	23	20	43	7	87	7
Brianna Weckworth	N	F	T5	20	18	38	1	17	0	17	1	55	1
Sally Yliniemi	JV	F	T28	19	18	37	5	17	17	34	0	71	0
Target Count				23	23	46		23	19	42		88	

Team Totals





	Team Total	Team Rank	Team High Gun Male	Team High Gun Female
Novice	DNQ	DNQ	Luke Dickinson (57)	Brianna Weckworth (55)
Jr. Varsity	449	1	Brendan Kruchowski (93)	Gabrielle Johnson (83)
Varsity	464	3	Charley Walsh (95)	Arienne Warmbold (87)
Team Qualification	469	2		

* Indicates athlete's ranking among his/her Classification and Gender
























** Indicates longest run of hits in reverse order. Used as a tie-breaker if necessary. Not all reverse runs are recorded.



DNQ indicates that the team did not qualify for the specified classification. A minimum of 5 athletes is required to compete in team competitions.

Team: Parkers Prairie High School

Athlete	Class	Gender	Rank*	Session 1 Score				Session 2 Score				Total	
				Rnd 1	Rnd 2	Sub-Total	Rev Run	Rnd 1	Rnd 2	Sub-Total	Rev Run	Total Score	Rev Run**
 Casey Aldrich	JV	M	T178	15	20	35	8	16	18	34	3	69	3
 Nicholas Aldrich	N	M	5	21	20	41	1	19	0	19	2	60	2
 Trever Arceneau	N	M	T26	16	17	33	1	22	0	22	3	55	3
 Kolby Becker	V	M	T131	21	21	42	0	17	25	42	25	84	25

USA Clay Target League Scoring System

 Bailey Blake	V	M	T77	21	22	43	6	23	22	45	3	88	3
 James Grant	JV	M	T205	20	18	38	1	14	14	28	0	66	0
 Jayden Gylsen	V	M	T16	24	24	48	19	23	22	45	5	93	5
 Robb Gylsen	JV	M	1	24	24	48	12	24	25	49	27	97	27
 Hunter Haggemiller	JV	M										0	
 Nolan Hart	V	M	T112	23	21	44	5	22	20	42	0	86	0
 Susan Hart	N	F	T44	14	10	24	1	12	0	12	3	36	3
 Bob Hoppe	N	M	T46	18	16	34	0	18	0	18	2	52	2
 Brady Hoppe	JV	M										0	
 Joseph Hoppe	N	M	T127	13	7	20	1	15	0	15	0	35	0
 Joseph Kastner	JV	M	T153	20	19	39	2	18	15	33	0	72	0
 Bowen Makela	N	M	2	23	20	43	1	20	0	20	3	63	3
 John Oberg	N	M	T64	18	14	32	1	16	0	16	2	48	2
 Zach Olson	JV	M										0	
 Hunter Penrose	JV	M	T32	18	21	39	14	24	21	45	1	84	1
 Brock Peterson	JV	M	T132	17	17	34	0	18	23	41	3	75	3
 Thomas Potts	N	M	T90	9	21	30	3	14	0	14	0	44	0
 Carter Rokes	JV	M	T66	18	20	38	11	21	22	43	2	81	2
 Austin Ruckheim	JV	M	T132	22	19	41	4	16	18	34	0	75	0
 Ross Ruckheim	V	M	T47	23	21	44	9	23	24	47	7	91	7
 Emily Shircliff	JV	F	T34	15	18	33	4	20	13	33	2	66	2
 Dawson Smith	JV	M	T153	19	19	38	1	14	20	34	9	72	9
 Riley Thoennes	JV	M	T40	24	20	44	0	21	18	39	0	83	0

 Shelby Wiersma	N	F	T24	16	16	32	2	13	0	13	0	45	0
 Nathan Willard	JV	M	T66	23	19	42	4	18	21	39	1	81	1
Target Count				26	26	52		26	17	43		95	

Team Totals

	Team Total	Team Rank	Team High Gun Male	Team High Gun Female
Novice	278	3	Bowen Makela (63)	Shelby Wiersma (45)
Jr. Varsity	426	3	Robb Gylsen (97)	Emily Shircliff (66)
Varsity	442	16	Jayden Gylsen (93)	N/A
Team Qualification	455	9		

* Indicates athlete's ranking among his/her Classification and Gender

** Indicates longest run of hits in reverse order. Used as a tie-breaker if necessary. Not all reverse runs are recorded.

DNQ indicates that the team did not qualify for the specified classification. A minimum of 5 athletes is required to compete in team competitions.

Team: Pelican Rapids High School

Athlete	Class	Gender	Rank*	Session 1 Score				Session 2 Score				Total	
				Rnd 1	Rnd 2	Sub-Total	Rev Run	Rnd 1	Rnd 2	Sub-Total	Rev Run	Total Score	Rev Run**
Noah Ballard	N	M	T99	15	12	27	1	16	0	16	1	43	1
Caleb Bradrick	N	M	T124	9	16	25	2	11	0	11	2	36	2
Elijah Bradrick	N	M	T113	14	14	28	5	11	0	11	2	39	2
Lucas Burnside	JV	M										0	
Max Dykhoff	N	M	T55	15	20	35	5	15	0	15	2	50	2
Hally Evenson	N	F	T44	12	9	21	1	15	0	15	0	36	0
Abby Fresonke	N	F	4	18	21	39	0	17	0	17	1	56	1
Coulter Hanson	N	M	T64	15	17	32	0	16	0	16	1	48	1
Preston Hart	N	M	T59	17	15	32	4	17	0	17	1	49	1
Brianna Harthun	N	F	T32	14	14	28	0	13	0	13	0	41	0

USA Clay Target League Scoring System

Tristan Harthun	JV	M	T235	15	15	30	0	13	16	29	0	59	0
Carson Haugrud	JV	M	T93	22	21	43	0	17	19	36	1	79	1
Desi Hurley	N	F	T54	8	11	19	1	9	0	9	0	28	0
Abigale Johnson	N	F	10	19	16	35	1	19	0	19	8	54	8
Levi Johnson	N	M	T71	12	18	30	0	17	0	17	3	47	3
Craig Jones	N	M	T141	7	12	19	2	8	0	8	0	27	0
Casey Kulsrud	JV	M	T80	22	18	40	4	19	21	40	9	80	9
Mark Lapoint	N	M	T103	15	15	30	1	12	0	12	4	42	4
Grace Peterson	N	F	T15	14	20	34	5	16	0	16	2	50	2
Tim Rustand	N	M	T39	15	21	36	3	17	0	17	0	53	0
Joe Stetz	N	M										0	
Mason Thornton	N	F	T59	8	11	19	2	5	0	5	0	24	0
Kaleb Tollefson	N	M	T34	19	17	36	1	18	0	18	4	54	4
Madison Waller	N	F	T54	7	14	21	4	7	0	7	0	28	0
Jacob Willits	JV	M	T25	23	22	45	3	20	20	40	0	85	0
Target Count				23	23	46		23	4	27		73	

Team Totals




















	Team Total	Team Rank	Team High Gun Male	Team High Gun Female
Novice	267	7	Kaleb Tollefson (54)	Abby Fresonke (56)
Jr. Varsity	DNQ	DNQ	Jacob Willits (85)	N/A
Varsity	DNQ	DNQ	N/A	N/A
Team Qualification	DNQ	DNQ		

* Indicates athlete's ranking among his/her Classification and Gender

** Indicates longest run of hits in reverse order. Used as a tie-breaker if necessary. Not all reverse runs are recorded.

DNQ indicates that the team did not qualify for the specified classification. A minimum of 5 athletes is required to compete in team competitions.

Team: Proctor High School

Athlete	Class	Gender	Rank*	Session 1 Score				Session 2 Score				Total	
				Rnd 1	Rnd 2	Sub-Total	Rev Run	Rnd 1	Rnd 2	Sub-Total	Rev Run	Total Score	Rev Run**
 James Bryant	V	M	T131	22	19	41	7	21	22	43	1	84	1
 Noah Buraglio	V	M	T270	20	16	36	0	16	13	29	0	65	0
 Adrianna Carlson	V	F	T9	18	17	35	2	20	21	41	5	76	5
 Ariel Carlson	V	F	2	24	24	48	6	21	20	41	0	89	0
 Zack Ciurleo	V	M	T131	20	20	40	0	22	22	44	1	84	1
 Dustin Foeltz	JV	M										0	
 Jonathan Gales	V	M	T59	20	23	43	6	25	22	47	4	90	4
 Camden Graves	JV	M	T244	16	15	31	1	12	14	26	1	57	1
 Hunter Herstad	V	M	T246	17	18	35	3	17	21	38	13	73	13
 Joe Latourelle	V	M	T16	23	22	45	3	24	24	48	13	93	13
 T.J. Mann	JV	M	T230	15	13	28	3	11	21	32	1	60	1
 Austin Mercier	V	M	T176	19	23	42	11	21	18	39	0	81	0
 Nathan Nelson	JV	M	T230	17	19	36	5	14	10	24	0	60	0
 Gregory Owens	JV	M										0	
 Paul Ripley	JV	M	T9	20	22	42	4	22	23	45	1	87	1
 Jacob Stover	V	M	T47	25	22	47	9	23	21	44	1	91	1
 Connor Suliin	JV	M	T132	21	18	39	1	19	17	36	2	75	2
 Ian Swanson	JV	M	T113	19	20	39	1	16	22	38	3	77	3
 Matthew Zupetz	JV	M										0	
Target Count				16	16	32		16	16	32		64	

Team Totals














	Team Total	Team Rank	Team High Gun Male	Team High Gun Female
Novice	DNQ	DNQ	N/A	N/A
Jr. Varsity	359	29	Paul Ripley (87)	N/A
Varsity	447	12	Joe Latourelle (93)	Ariel Carlson (89)
Team Qualification	450	11		

* Indicates athlete's ranking among his/her Classification and Gender

** Indicates longest run of hits in reverse order. Used as a tie-breaker if necessary. Not all reverse runs are recorded.

DNQ indicates that the team did not qualify for the specified classification. A minimum of 5 athletes is required to compete in team competitions.

Team: Red Wing High School

Athlete	Class	Gender	Rank*	Session 1 Score				Session 2 Score				Total	
				Rnd 1	Rnd 2	Sub-Total	Rev Run	Rnd 1	Rnd 2	Sub-Total	Rev Run	Total Score	Rev Run**
 Phoenix Benway	JV	M	T178	15	18	33	1	16	20	36	5	69	5
 Jolie Crandell	JV	F	42	18	12	30	0	12	19	31	0	61	0
 Cameron DeLain	V	M	T92	18	21	39	1	24	24	48	4	87	4
 Tyler Foster	JV	M	252	12	11	23	3	15	13	28	0	51	0
 Jason Haglund	JV	M	T56	18	21	39	6	20	23	43	1	82	1
 Sam Kelly	V	M	T131	21	22	43	8	20	21	41	19	84	19
 Marcus King	JV	M	T172	17	16	33	1	19	18	37	3	70	3
 Cole Krie	V	M	T227	17	21	38	13	18	21	39	5	77	5
 Spencer Kronbeck	V	M	T121	23	21	44	4	20	21	41	2	85	2
 Jack Maroushek	V	M	T92	23	22	45	10	21	21	42	4	87	4
 William Meacham	JV	M	T56	19	22	41	2	19	22	41	11	82	11
 Calvin Pagel	JV	M	T32	20	20	40	12	22	22	44	0	84	0
 Jacob Peterson	JV	M	T247	14	15	29	0	13	13	26	1	55	1

 Hunter Phillips	V	M	T131	21	21	42	11	20	22	42	0	84	0
 Gage Senty	V	M	T77	24	21	45	7	22	21	43	6	88	6
 Bruce Warnke	JV	M	T247	13	15	28	2	13	14	27	2	55	2
 Drake Zibble	V	M	T270	16	16	32	0	16	17	33	1	65	1
Target Count				17	17	34		17	17	34		68	

Team Totals









	Team Total	Team Rank	Team High Gun Male	Team High Gun Female
Novice	DNQ	DNQ	N/A	N/A
Jr. Varsity	387	22	Calvin Pagel (84)	Jolie Crandell (61)
Varsity	431	19	Gage Senty (88)	N/A
Team Qualification	431	25		

* Indicates athlete's ranking among his/her Classification and Gender





















** Indicates longest run of hits in reverse order. Used as a tie-breaker if necessary. Not all reverse runs are recorded.

DNQ indicates that the team did not qualify for the specified classification. A minimum of 5 athletes is required to compete in team competitions.

Team: Southwest Christian High School

Athlete	Class	Gender	Rank*	Session 1 Score				Session 2 Score				Total	
				Rnd 1	Rnd 2	Sub-Total	Rev Run	Rnd 1	Rnd 2	Sub-Total	Rev Run	Total Score	Rev Run**
 Oliver Baklund	JV	M	T145	15	19	34	15	20	19	39	0	73	0
 Ben Baribault	V	M	T176	23	22	45	9	18	18	36	2	81	2
 Calli Barranger	V	F	11	22	20	42	2	17	15	32	0	74	0
 Hunter Brown	JV	M	T230	13	15	28	5	20	12	32	1	60	1
 Ryan Cavalieri	V	M	T77	22	23	45	0	23	20	43	8	88	8
 Isaiah Colman	V	M	T213	18	18	36	1	18	24	42	17	78	17
 Cody Cook	JV	M	T172	19	21	40	1	15	15	30	0	70	0
 Aidan Fasold	JV	M	T153	14	18	32	3	20	20	40	1	72	1

USA Clay Target League Scoring System

 Danny Ferguson	V	M	T77	22	20	42	2	22	24	46	2	88	2
 Nicholas Forar	JV	M	T9	24	20	44	0	22	21	43	0	87	0
 Dawson Graham	V	M	T160	25	19	44	8	19	19	38	5	82	5
 Derek Graham	V	M	T160	22	21	43	8	18	21	39	2	82	2
 Jake Hausam	JV	M	T113	20	18	38	10	18	21	39	16	77	16
 Zac Holmgren	JV	M	T198	13	19	32	4	21	14	35	2	67	2
 Bryce Hovde	V	M	T176	20	20	40	4	19	22	41	1	81	1
 Andrew Krummen	JV	M	T123	19	21	40	0	18	18	36	9	76	9
 Katelyn Larson	JV	F										0	
 Megan Larson	JV	F										0	
 Nicole Niebuhr	JV	F	T25	19	16	35	5	16	22	38	5	73	5
 Garrett Sawyer	JV	M	T178	19	19	38	11	15	16	31	1	69	1
 Carolyn Smith	JV	F	T52	11	10	21	1	13	11	24	0	45	0
 Daniel Smith	JV	M	T163	17	19	36	6	19	16	35	3	71	3
 Connor Stevenson	V	M	T121	24	23	47	1	16	22	38	10	85	10
 Sophia Strelnieks	JV	F	57	8	9	17	1	9	8	17	0	34	0
 Sam Verdoorn	V	M	T59	21	23	44	4	23	23	46	6	90	6
 Hannah Wanous	V	F	T9	20	17	37	2	19	20	39	2	76	2
 Tyler Ward	V	M	T244	18	22	40	4	18	16	34	6	74	6
 Hunter Wight	V	M	T268	19	15	34	0	18	14	32		66	
Target Count				26	26	52		26	26	52		104	

Team Totals

	Team Total	Team Rank	Team High Gun Male	Team High Gun Female
Novice	DNQ	DNQ	N/A	N/A
















Jr. Varsity	386	24	Nicholas Forar (87)	Nicole Niebuhr (73)
Varsity	433	18	Sam Verdoorn (90)	Hannah Wanous (76)
Team Qualification	438	19		







* Indicates athlete's ranking among his/her Classification and Gender

** Indicates longest run of hits in reverse order. Used as a tie-breaker if necessary. Not all reverse runs are recorded.

DNQ indicates that the team did not qualify for the specified classification. A minimum of 5 athletes is required to compete in team competitions.

Team: Spring Lake Park High School

Athlete	Class	Gender	Rank*	Session 1 Score				Session 2 Score				Total	
				Rnd 1	Rnd 2	Sub-Total	Rev Run	Rnd 1	Rnd 2	Sub-Total	Rev Run	Total Score	Rev Run**
 Nicholas Anderson	V	M	T199	20	22	42	10	18	19	37	9	79	9
 Brandon Baier	N	M	T127	10	12	22	0	13	0	13	0	35	0
 Andrew Dooley	V	M	T59	23	22	45	13	23	22	45	1	90	1
 Brandon Eidem	JV	M	T241	11	13	24	1	19	15	34	0	58	0
 Serena Fields	V	F	14	19	13	32	5	13	15	28	3	60	3
 Sam Fulwider	N	M	1	19	24	43	7	22	0	22	8	65	8
 Zachary Gabbert	JV	M	T205	18	18	36	0	14	16	30	3	66	3
 Jesse Holmberg	N	M	T90	11	16	27	0	17	0	17	11	44	11
 Cally-Ann Jacobson	N	F	T5	15	21	36	1	19	0	19	4	55	4
 Nathan Litke	JV	M	T123	18	19	37	2	18	21	39	0	76	0
 Travis Money	N	M	T19	17	16	33	0	23	0	23	3	56	3
 Payton Moy	N	M										0	
 Braden Olmstead	V	M	T121	20	20	40	0	24	21	45	0	85	0
 Will Ostenson	JV	M	T80	19	22	41	4	19	20	39	15	80	15
 Tanner Payne	V	M	280	15	14	29	2	13	17	30	0	59	0

 Alexia Peterson	V	F	4	23	24	47	10	21	17	38	4	85	4
 Joe Privratsky	V	M	T199	23	20	43	1	17	19	36	0	79	0
 Grant Thompson	V	M	T160	21	22	43	11	20	19	39	2	82	2
 Austin Tiller	JV	M	T16	22	23	45	4	21	20	41	0	86	0
 Kyle Tiller	N	M	T46	17	17	34	0	18	0	18	1	52	1
 Alea Zemlicka	N	F	T15	18	17	35	13	15	0	15	0	50	0
Target Count				20	20	40		20	13	33		73	

Team Totals







	Team Total	Team Rank	Team High Gun Male	Team High Gun Female
Novice	278	2	Sam Fulwider (65)	Cally-Ann Jacobson (55)
Jr. Varsity	366	28	Austin Tiller (86)	N/A
Varsity	421	23	Andrew Dooley (90)	Alexia Peterson (85)
Team Qualification	428	26		

* Indicates athlete's ranking among his/her Classification and Gender

** Indicates longest run of hits in reverse order. Used as a tie-breaker if necessary. Not all reverse runs are recorded.



DNQ indicates that the team did not qualify for the specified classification. A minimum of 5 athletes is required to compete in team competitions.

Team: Triton High School

Athlete	Class	Gender	Rank*	Session 1 Score				Session 2 Score				Total	
				Rnd 1	Rnd 2	Sub-Total	Rev Run	Rnd 1	Rnd 2	Sub-Total	Rev Run	Total Score	Rev Run**
 Craig Aarsvold	N	M	T90	11	18	29	0	15	0	15	3	44	3
 Lane Aarsvold	JV	M	T178	20	21	41	5	11	17	28	1	69	1
 Mason Barker	JV	M	T198	18	22	40	2	12	15	27	1	67	1
 Colby Dobbs	V	M	T176	19	21	40	1	22	19	41	1	81	1
 Devin Dohrmann	V	M	T148	20	23	43	3	19	21	40	2	83	2
 Isaiah Freyholtz	JV	M	T220	10	21	31	0	13	19	32	4	63	4

USA Clay Target League Scoring System

 Kye Hanson	JV	M											0	
 Megan Justice	N	F	22	14	18	32	6	15	0	15	5	47	5	
 Connor Kelley	JV	M	T253	13	11	24	1	11	15	26	1	50	1	
 Colt Kelly	JV	M										0		
 Drew Kelly	V	M										0		
 Carissa Kleinwort	N	F										0		
 Connor Kleinwort	N	M	T113	12	18	30	7	9	0	9	0	39	0	
 Mason Koehler	JV	M	250	18	16	34	0	11	9	20	0	54	0	
 Logan Krause	JV	M										0		
 Maxxon Lamoree	JV	M										0		
 Derek Lilledahl	V	M										0		
 Sam Moenning	JV	M	T253	12	8	20	0	16	14	30	1	50	1	
 Tim Moenning	JV	M	T104	23	18	41	2	17	20	37	0	78	0	
 Samantha Newman	JV	F	T34	16	17	33	3	16	17	33	2	66	2	
 Katelyn Oakland	JV	F	33	17	19	36	0	12	19	31	5	67	5	
 Ethan Otterbein	V	M	T77	22	25	47	28	18	23	41	2	88	2	
 Isaac Reyant	JV	M										0		
 Kaiden Rieck	N	M	T103	12	15	27	0	15	0	15	3	42	3	
 Brekken Schlichting	JV	M	T241	12	16	28	0	16	14	30	6	58	6	
 Deacon Schlichting	JV	M										0		
 David Scranton	JV	M	251	14	17	31	3	13	9	22	0	53	0	
 Shane Snaza	JV	M	T220	16	12	28	1	18	17	35	2	63	2	
 Kaleb Strom	V	M	T199	22	23	45	18	17	17	34	3	79	3	

 Sean Strom	N	M	147	4	0	4	0	3	0	3	1	7	1
 Hunter Welch	V	M	279	15	14	29	2	15	19	34	0	63	0
Target Count				22	21	43		22	17	39		82	

Team Totals











	Team Total	Team Rank	Team High Gun Male	Team High Gun Female
Novice	179	21	Craig Aarsvold (44)	Megan Justice (47)
Jr. Varsity	347	31	Tim Moenning (78)	Katelyn Oakland (67)
Varsity	394	26	Ethan Otterbein (88)	N/A
Team Qualification	409	30		

* Indicates athlete's ranking among his/her Classification and Gender

















** Indicates longest run of hits in reverse order. Used as a tie-breaker if necessary. Not all reverse runs are recorded.

DNQ indicates that the team did not qualify for the specified classification. A minimum of 5 athletes is required to compete in team competitions.

Team: Walker/Hackensack/Akeley High School

Athlete	Class	Gender	Rank*	Session 1 Score				Session 2 Score				Total	
				Rnd 1	Rnd 2	Sub-Total	Rev Run	Rnd 1	Rnd 2	Sub-Total	Rev Run	Total Score	Rev Run**
 Karly Baker	JV	F	5	20	19	39	8	22	25	47	31	86	31
 Matt Biessener	V	M	T121	20	22	42	3	22	21	43	4	85	4
 Hunter Brooke	V	M	T77	23	23	46	0	22	20	42	1	88	1
 Grant DeVries	V	M	T112	22	20	42	4	21	23	44	12	86	12
 Patience Fank	V	F	8	20	19	39	0	19	19	38	3	77	3
 Gavan Grey	V	M	T160	21	19	40	1	20	22	42	5	82	5
 Edward Harapat	JV	M	T212	15	14	29	2	20	16	36	0	65	0
 Brendan Henderson	JV	M	T235	17	16	33	1	15	11	26	3	59	3
 Devin Hopen	V	M	T77	21	25	46	34	20	22	42	15	88	15
 Hunter Hopen	N	M	T46	17	16	33	1	19	0	19	2	52	2

USA Clay Target League Scoring System

 Trevor Johnson	JV	M	260	7	18	25	0	9	13	22	2	47	2
 Kira Loop	N	F	T15	17	16	33	1	17	0	17	1	50	1
 Michael Loop	V	M	T160	21	21	42	1	22	18	40	0	82	0
 John Merila	JV	M	T16	24	21	45	5	21	20	41	9	86	9
 Forrest Merten	JV	M	T93	20	19	39	0	18	22	40	8	79	8
 Hunter Merten	V	M	T59	23	24	47	18	20	23	43	15	90	15
 Nick Michaud	V	M	T47	23	24	47	3	22	22	44	0	91	0
 Trapper Miller	V	M	T160	19	19	38	10	20	24	44	3	82	3
 Jacob Radke	V	M	T4	24	23	47	2	24	24	48	7	95	7
 Trevor Radke	JV	M	T66	19	23	42	5	21	18	39	3	81	3
 Tanner Rivard	V	M	T262	15	14	29	0	21	19	40	1	69	1
 Andrew Sauser	V	M	T27	23	24	47	15	24	21	45	6	92	6
 Baylor Short	V	M	T213	19	17	36	2	23	19	42	3	78	3
 Ben Strandlie	JV	M	T113	19	19	38	8	17	22	39	5	77	5
 Edward Swanson	N	M	T52	14	18	32	2	19	0	19	2	51	2
 Casey Wold	JV	M										0	
Target Count				25	25	50		25	22	47		97	

Team Totals




















	Team Total	Team Rank	Team High Gun Male	Team High Gun Female
Novice	DNQ	DNQ	Hunter Hopen (52)	Kira Loop (50)
Jr. Varsity	409	12	John Merila (86)	Karly Baker (86)
Varsity	456	7	Jacob Radke (95)	Patience Fank (77)
Team Qualification	456	8		

* Indicates athlete's ranking among his/her Classification and Gender

** Indicates longest run of hits in reverse order. Used as a tie-breaker if necessary. Not all reverse runs are recorded.

DNQ indicates that the team did not qualify for the specified classification. A minimum of 5 athletes is required to compete in team competitions.

Team: Watertown-Mayer High School

Athlete	Class	Gender	Rank*	Session 1 Score				Session 2 Score				Total	
				Rnd 1	Rnd 2	Sub-Total	Rev Run	Rnd 1	Rnd 2	Sub-Total	Rev Run	Total Score	Rev Run**
 Henry Blakstad	JV	M	T178	19	14	33	3	16	20	36	4	69	4
 Hunter Burmeister	V	M	T92	18	22	40	12	22	25	47	29	87	29
 Tanner Congdon	JV	M	T205	12	22	34	2	15	17	32	1	66	1
 Brett Farniok	JV	M	T56	21	20	41	4	20	21	41	7	82	7
 Andrew Halstead	JV	M	T113	19	22	41	20	17	19	36	4	77	4
 Noah Henderson	V	M	T70	23	23	46	6	21	22	43	5	89	5
 Ben Hoppke	JV	M	T163	17	17	34	2	20	17	37	1	71	1
 Kyle Janikula	V	M	T193	19	20	39	6	20	21	41	6	80	6
 Jacob Koppendrayer	V	M	T199	19	21	40	2	20	19	39	0	79	0
 Taylor Laumann	JV	F	59	0	1	1	0	1	0	1	0	2	0
 Dylan Matter	V	M	T131	18	22	40	3	22	22	44	10	84	10
 Jonathon McKnight	V	M	T227	22	17	39	1	20	18	38	1	77	1
 Elisa Medower	JV	F	T28	18	21	39	2	15	17	32	1	71	1
 Morgan Miller	JV	F	T19	21	17	38	1	20	19	39	0	77	0
 Alexander Pearce	V	M	T47	23	22	45	4	22	24	46	12	91	12
 Evan Singsank	V	M	T27	24	23	47	9	21	24	45	18	92	18
 Sean Sullivan	V	M	T276	14	20	34	0	18	12	30	2	64	2
 Noah Trittabaugh	JV	M	T66	22	21	43	1	19	19	38	2	81	2
 Jon Zeug	V	M	T236	16	20	36	1	19	20	39	2	75	2
Target Count				18	19	37		19	18	37		74	

Team Totals

	Team Total	Team Rank	Team High Gun Male	Team High Gun Female
Novice	DNQ	DNQ	N/A	N/A
Jr. Varsity	388	21	Brett Farniok (82)	Morgan Miller (77)
Varsity	443	15	Evan Singsank (92)	N/A
Team Qualification	443	17		

* Indicates athlete's ranking among his/her Classification and Gender

** Indicates longest run of hits in reverse order. Used as a tie-breaker if necessary. Not all reverse runs are recorded.

DNQ indicates that the team did not qualify for the specified classification. A minimum of 5 athletes is required to compete in team competitions.

Team: Waterville-Elysian-Morristown High School

Athlete	Class	Gender	Rank*	Session 1 Score				Session 2 Score				Total	
				Rnd 1	Rnd 2	Sub-Total	Rev Run	Rnd 1	Rnd 2	Sub-Total	Rev Run	Total Score	Rev Run**
Haaken Anderson	V	M	T266	18	16	34	0	15	18	33	9	67	9
Reid Ayers	JV	M	T123	18	21	39	0	20	17	37	0	76	0
Dawson Bauer	N	M	137	10	10	20	0	11	0	11	1	31	1
Kacie Delaske	JV	F	T11	20	23	43	0	17	22	39	2	82	2
Colby Fessel	V	M	T160	19	20	39	0	21	22	43	0	82	0
Jack Galler	JV	M	T113	20	21	41	3	17	19	36	1	77	1
Dalton Grose	V	M	T11	25	25	50	50	23	21	44	7	94	7
Kirsten Henry	JV	F	T14	20	24	44	23	20	15	35	0	79	0
Jonah Lacroix	V	M	T131	21	18	39	1	22	23	45	3	84	3
Gabe Malecha	V	M	T112	19	22	41	6	20	25	45	31	86	31
Rhett Malecha	V	M	T92	23	23	46	9	20	21	41	3	87	3
Jacob Meskan	JV	M	T227	17	14	31	0	16	15	31	2	62	2
Madeline Meskan	N	F	T40	12	11	23	1	14	0	14	0	37	0

Travis Miska	V	M	T59	20	22	42	1	24	24	48	7	90	7
Tyson Miska	JV	M	T40	23	21	44	3	20	19	39	4	83	4
Brad Morris	JV	M	T66	18	18	36	1	24	21	45	0	81	0
Isaac Pratt	V	M	T92	20	22	42	5	24	21	45	2	87	2
Thomas Riens	V	M	T92	19	23	42	1	23	22	45	2	87	2
Lacey Roemhildt	V	F	7	20	18	38	3	21	20	41	1	79	1
Daniel Schlueter	JV	M	T198	17	18	35	4	18	14	32	4	67	4
David Schlueter	JV	M	T66	19	21	40	11	21	20	41	2	81	2
Zeth Schmidtke	V	M	T270	19	15	34	3	13	18	31	0	65	0
Austin Sperl	JV	M	T40	17	20	37	0	24	22	46	3	83	3
Devon Sperl	V	M	T199	18	22	40	17	17	22	39	18	79	18
Target Count				24	24	48		24	22	46		94	

Team Totals

	Team Total	Team Rank	Team High Gun Male	Team High Gun Female
Novice	DNQ	DNQ	Dawson Bauer (31)	Madeline Meskan (37)
Jr. Varsity	410	11	Austin Sperl (83)	Kacie Delaske (82)
Varsity	445	13	Dalton Grose (94)	Lacey Roemhildt (79)
Team Qualification	445	14		

* Indicates athlete's ranking among his/her Classification and Gender

** Indicates longest run of hits in reverse order. Used as a tie-breaker if necessary. Not all reverse runs are recorded.

DNQ indicates that the team did not qualify for the specified classification. A minimum of 5 athletes is required to compete in team competitions.

Team: West Central Area High School

Athlete	Class	Gender	Rank*	Session 1 Score				Session 2 Score				Total		
				Rnd 1	Rnd 2	Sub-Total	Rev Run	Rnd 1	Rnd 2	Sub-Total	Rev Run	Total Score	Rev Run**	

USA Clay Target League Scoring System

Blake Amundson	JV	M	T104	20	18	38	0	19	21	40	3	78	3
Rose Borash	N	F	T48	10	13	23	0	11	0	11	1	34	1
Jake Combs	V	M	T70	20	22	42	3	23	24	47	14	89	14
Payton Dalseide	V	M	T148	21	20	41	2	21	21	42	0	83	0
Hunter Hanson	N	M	T76	11	15	26	0	20	0	20	1	46	1
Dylan Hanstad	N	M	T90	16	17	33	0	11	0	11	0	44	0
Levi Larkin	JV	M	T192	17	20	37	0	14	17	31	2	68	2
Mason Nibbe	V	M	T236	19	16	35	0	21	19	40	0	75	0
Aric Olson	JV	M	T66	20	21	41	2	19	21	40	0	81	0
Kade Olson	N	M										0	
Wyatt Olson	N	M										0	
Nicholas Porter	N	M	T90	15	15	30	1	14	0	14	0	44	0
Taylor Prael	N	F	3	20	17	37	2	19	0	19	1	56	1
Jaden Stevens	JV	M	T247	15	14	29	5	16	10	26	0	55	0
Waylon Stevens	V	M	T199	21	20	41	3	21	17	38	4	79	4
Trenton Telkamp	JV	M	T132	22	17	39	3	17	19	36	0	75	0
David Thomson	N	M	T121	12	13	25	3	12	0	12	2	37	2
Kate Wrolson	N	F	T26	12	15	27	0	17	0	17	2	44	2
Shane Wrolson	N	M	120	15	14	29	0	9	0	9	0	38	0
Target Count				17	17	34		17	9	26		60	

Team Totals

	Team Total	Team Rank	Team High Gun Male	Team High Gun Female
Novice	234	17	Hunter Hanson (46)	Taylor Prael (56)
Jr. Varsity	357	30	Aric Olson (81)	N/A
Varsity	DNQ	DNQ	Jake Combs (89)	N/A

Team Qualification	410	29		
---------------------------	-----	----	--	--

* Indicates athlete's ranking among his/her Classification and Gender

** Indicates longest run of hits in reverse order. Used as a tie-breaker if necessary. Not all reverse runs are recorded.

DNQ indicates that the team did not qualify for the specified classification. A minimum of 5 athletes is required to compete in team competitions.

Thank You to our Sponsors



**MARK
ZAUHAR**

SCHEELS

REEDS
Family Outdoor Outfitters

Minnesota Youth
Shooting Foundation

