



Search for team:

Search athlete last name:

OR

Tournament Date:

June 15, 2016 - Class 2A

Report:

Leaderboard - Overall

FINAL RESULTS

LEADERBOARD - OVERALL

Standings below indicate current ranking until "FINAL RESULTS" are posted.

High Gun - Novice - Male

Athlete Last Name	Athlete First Name	Team Name	Total Score	Rank	Reverse Run*
Lechner	Kyle	Redwood Valley High School	68	1	
Domeyer	Alex	Legacy Christian Academy	63	2	
Liebl	Shane	Redwood Valley High School	60	3	12

High Gun - Novice - Female

Athlete Last Name	Athlete First Name	Team Name	Total Score	Rank	Reverse Run*
Doering	Ashlyn	Redwood Valley High School	65	1	
Pfeiffer	Sam	Minnewaska Area High School	54	2	5
Nemmers	Natasha	Minnewaska Area High School	54	3	2

High Gun - Jr. Varsity - Male

Athlete Last Name	Athlete First Name	Team Name	Total Score	Rank	Reverse Run*
Kleve	Anton	St. Louis Park High School	94	1	
Hengel	Felix	St. Louis Park High School	91	2	
Fehrenbach	Connor	Breck High School of Golden Valley	90	3	15

High Gun - Jr. Varsity - Female

Athlete Last Name	Athlete First Name	Team Name	Total Score	Rank	Reverse Run*
Sisson	Annie	Frazee-Vergas High School	90	1	
Fortmeyer	Hanna	St. Louis Park High School	86	2	
Marceyes	Emily	Long Prairie Grey Eagle High School	82	3	

High Gun - Varsity - Male

Athlete Last Name	Athlete First Name	Team Name	Total Score	Rank	Reverse Run*
Johnson	Hunter	Wheaton High School	98	1	
Sherman	Colton	Brandon-Evansville High School	97	2	14
Tauber	Carson	Minnewaska Area High School	97	3	7

High Gun - Varsity - Female

Athlete Last Name	Athlete First Name	Team Name	Total Score	Rank	Reverse Run*
Foley	Emily	Providence Academy	89	1	
Bickett	Paige	Underwood High School	87	2	
Prom	Katie	Providence Academy	86	3	

High Gun - OVERALL

Athlete Last Name	Athlete First Name	Team Name	Total Score	Rank	Reverse Run*
Johnson	Hunter	Wheaton High School	98	1	
Sherman	Colton	Brandon-Evansville High School	97	2	14
Tauber	Carson	Minnewaska Area High School	97	3	7

TEAM TOTAL WINNERS

Team Totals - Novice

Team Name	Team Total	Rank	High Gun
Redwood Valley High School	311	1	
Minnewaska Area High School	259	2	
ECHO Charter School	242	3	

Team Totals - Jr. Varsity

Team Name	Team Total	Rank	High Gun
St. Louis Park High School	441	1	

Underwood High School	404	2	
Truman High School	402	3	

Team Totals - Varsity

Team Name	Team Total	Rank	High Gun
Worthington High School	464	1	
Medford High School	454	2	
Wheaton High School	449	3	

Team Totals - Overall

Team Name	Team Total	Rank	High Gun
Worthington High School	464	1	
Medford High School	454	2	
Wheaton High School	449	3	98
Minnewaska Area High School	449	4	97
St. Louis Park High School	449	5	94
Brandon-Evansville High School	445	6	

■ Indicates teams qualifying for the State Tournament.

Thank You to our Sponsors

Minnesota Youth
Shooting Foundation







Search for team:

Search athlete last name:

OR

Tournament Date:

Report:

June 15, 2016 - Class 2A

Tournament Scoring Summary

FINAL RESULTS

Tournament Scoring Summary

Team: Barnesville High School

Athlete	Class	Gender	Rank*	Session 1 Score				Session 2 Score				Total	
				Rnd 1	Rnd 2	Sub-Total	Rev Run	Rnd 1	Rnd 2	Sub-Total	Rev Run	Total Score	Rev Run**
Logan Bang	JV	M	T32	20	21	41	4	18	22	40	4	81	4
Ian Bolgrean	JV	M	T208	16	12	28	0	14	13	27	0	55	0
Ben Froslic	JV	M	T130	19	16	35	1	14	20	34	3	69	3
Alex Jenison	JV	M	T143	13	11	24	0	20	23	43	1	67	1
Brooke Jenison	JV	F	31	17	12	29	1	15	16	31	0	60	0
Morgan Jenison	N	F	53	9	11	20	0	9	0	9	1	29	1
Emily Olson	N	F	62	0	4	4	0	0	0	0	0	4	0
Grace Olson	N	F	61	4	6	10	2	2	0	2	0	12	0
Tyler Stage	N	M	79	11	6	17	0	9	0	9	0	26	0
Cole Swenson	N	M	82	3	7	10	0	5	0	5	1	15	1
Jacob Vigesaa	JV	M	T202	10	13	23	0	14	21	35	0	58	0

Target Count				10	11	21		10	6	16		37	

Team Totals












	Team Total	Team Rank	Team High Gun Male	Team High Gun Female
Novice	86	13	Tyler Stage (26)	Morgan Jenison (29)
Jr. Varsity	335	26	Logan Bang (81)	Brooke Jenison (60)
Varsity	DNQ	DNQ	N/A	N/A
Team Qualification	335	41		















* Indicates athlete's ranking among his/her Classification and Gender

** Indicates longest run of hits in reverse order. Used as a tie-breaker if necessary. Not all reverse runs are recorded.

DNQ indicates that the team did not qualify for the specified classification. A minimum of 5 athletes is required to compete in team competitions.

Team: Brandon-Evansville High School

Athlete	Class	Gender	Rank*	Session 1 Score				Session 2 Score				Total	
				Rnd 1	Rnd 2	Sub-Total	Rev Run	Rnd 1	Rnd 2	Sub-Total	Rev Run	Total Score	Rev Run**
 Evan Bedore	JV	M	T179	10	21	31	1	11	20	31	0	62	0
 Erik Bitzan	JV	M	T214	13	15	28	2	14	12	26	0	54	0
 Anakin Bosek	JV	M	228	8	8	16	0	8	16	24	0	40	0
 Collin Carlson	JV	M	T222	14	9	23	1	12	12	24	0	47	0
 Xavier Grussing	JV	M	T63	16	19	35	3	20	21	41	1	76	1
 Jacob Hintermeister	V	M	T207	18	18	36	1	17	21	38	4	74	4
 Gaven Jacobson	V	M	T212	16	19	35	10	18	20	38	1	73	1
 Brandon Johnson	JV	M	T195	9	14	23	1	18	18	36	2	59	2
 Chris Johnson	V	M	T52	21	22	43	13	23	22	45	3	88	3
 Jordan Lund	V	M	T207	17	19	36	1	18	20	38	1	74	1
 Nick Lundeen	JV	M	T100	17	19	36	16	20	16	36	0	72	0

 Blake Merritt	JV	M	220	11	14	25	1	12	12	24	3	49	3
 Brandon Merritt	V	M	T106	18	21	39	1	22	22	44	2	83	2
 Jake Nohre	V	M	T59	20	20	40	2	22	25	47	26	87	26
 Mckenon Plaster	V	M	T73	19	25	44	25	21	21	42	5	86	5
 Sadie Roers	V	F	T11	17	16	33	0	22	18	40	7	73	7
 Kyle Schaffran	JV	M	T186	12	18	30	1	15	16	31	3	61	3
 Chase Schmidt	V	M	T124	20	23	43	11	20	19	39	2	82	2
 Michael Schroeder	V	M	T59	22	23	45	5	20	22	42	5	87	5
 Colton Sherman	V	M	2	24	25	49	38	25	23	48	14	97	14
 Nicholas Thorstad	V	M	T124	20	21	41	8	23	18	41	5	82	5
 Christopher Vinson	JV	M	T168	17	15	32	0	18	13	31	1	63	1
 Ethan Way	V	M	T230	18	20	38	0	14	16	30	4	68	4
 Andrew Wendt	JV	M	T88	18	22	40	0	14	19	33	0	73	0
 Avery Wendt	JV	M	T82	20	16	36	4	19	19	38	0	74	0
Target Count				25	25	50		25	25	50		100	

Team Totals

	Team Total	Team Rank	Team High Gun Male	Team High Gun Female
Novice	DNQ	DNQ	N/A	N/A
Jr. Varsity	358	24	Xavier Grussing (76)	N/A
Varsity	445	4	Colton Sherman (97)	Sadie Roers (73)
Team Qualification	445	6		

* Indicates athlete's ranking among his/her Classification and Gender

** Indicates longest run of hits in reverse order. Used as a tie-breaker if necessary. Not all reverse runs are recorded.

DNQ indicates that the team did not qualify for the specified classification. A minimum of 5 athletes is required to compete in team competitions.

Team: Breck High School of Golden Valley

Athlete	Class	Gender	Rank*	Session 1 Score				Session 2 Score				Total	
				Rnd 1	Rnd 2	Sub-Total	Rev Run	Rnd 1	Rnd 2	Sub-Total	Rev Run	Total Score	Rev Run**
Connor Fehrenbach	JV	M	3	20	23	43	4	23	24	47	15	90	15
Kip Holmes	JV	M	230	11	9	20	0	8	3	11	0	31	0
Michael Kenney	V	M	T15	23	22	45	11	23	24	47	22	92	22
Blaine Madson	JV	M	T168	14	19	33	4	12	18	30	5	63	5
Brendan Madson	JV	M	T208	16	11	27	1	15	13	28	1	55	1
Thomas Ryks	JV	M	224	13	14	27	4	6	13	19	3	46	3
Joshua Strom	V	M	T124	23	20	43	6	15	24	39	4	82	4
Target Count				7	7	14		7	7	14		28	

Team Totals




	Team Total	Team Rank	Team High Gun Male	Team High Gun Female
Novice	DNQ	DNQ	N/A	N/A
Jr. Varsity	285	35	Connor Fehrenbach (90)	N/A
Varsity	DNQ	DNQ	Michael Kenney (92)	N/A
Team Qualification	382	38		

* Indicates athlete's ranking among his/her Classification and Gender

** Indicates longest run of hits in reverse order. Used as a tie-breaker if necessary. Not all reverse runs are recorded.

DNQ indicates that the team did not qualify for the specified classification. A minimum of 5 athletes is required to compete in team competitions.

Team: Cloquet High School

Athlete	Class	Gender	Rank*	Session 1 Score				Session 2 Score				Total	
				Rnd 1	Rnd 2	Sub-Total	Rev Run	Rnd 1	Rnd 2	Sub-Total	Rev Run	Total Score	Rev Run**
 Caleb Hansen	N	M	T22	17	17	34	1	16	0	16	1	50	1
 Nicholas Stevenson	JV	M	T153	17	17	34	1	17	15	32	0	66	0
 Jairet Waldbillig	JV	M	T21	19	22	41	1	21	21	42	1	83	1
Target Count				3	3	6		3	2	5		11	

Team Totals

	Team Total	Team Rank	Team High Gun Male	Team High Gun Female
Novice	DNQ	DNQ	Caleb Hansen (50)	N/A
Jr. Varsity	DNQ	DNQ	Jairet Waldbillig (83)	N/A
Varsity	DNQ	DNQ	N/A	N/A
Team Qualification	DNQ	DNQ		

* Indicates athlete's ranking among his/her Classification and Gender

** Indicates longest run of hits in reverse order. Used as a tie-breaker if necessary. Not all reverse runs are recorded.

DNQ indicates that the team did not qualify for the specified classification. A minimum of 5 athletes is required to compete in team competitions.

Team: Dover-Eyota High School

Athlete	Class	Gender	Rank*	Session 1 Score				Session 2 Score				Total	
				Rnd 1	Rnd 2	Sub-Total	Rev Run	Rnd 1	Rnd 2	Sub-Total	Rev Run	Total Score	Rev Run**
Matthew Allen	JV	M	T205	16	11	27	2	16	13	29	4	56	4
Andrew Hewlett	V	M	T97	19	20	39	5	23	22	45	0	84	0
Ryan Hoffmann	JV	M	T130	15	14	29	2	19	21	40	4	69	4
Carter Horman	N	M	77	9	11	20	0	9	0	9	1	29	1
Jacob Kalmes	V	M	240	16	16	32	1	17	17	34	3	66	3
Bowdrie Kimery	JV	M										0	
Colton Kimery	N	M										0	
James King	N	M	T47	14	11	25	0	17	0	17	0	42	0
Abby Lee	N	F	T6	13	16	29	0	19	0	19	7	48	7
Trevor Meyers	V	M	T59	21	23	44	6	21	22	43	6	87	6
Ryan Ohl	JV	M	T214	17	13	30	0	10	14	24	0	54	0
Wyatt Peterson	V	M	T199	19	19	38	1	18	19	37	3	75	3
Mitchell Rubow	JV	M	10	21	22	43	1	21	24	45	8	88	8

Christina Schmidt	N	F	T24	14	12	26	0	15	0	15	0	41	0
William Schmidt	JV	M	219	12	14	26	0	11	13	24	2	50	2
Cole Seelhammer	V	M	T97	19	22	41	12	20	23	43	6	84	6
Target Count				14	14	28		14	10	24		52	

Team Totals









	Team Total	Team Rank	Team High Gun Male	Team High Gun Female
Novice	DNQ	DNQ	James King (42)	Abby Lee (48)
Jr. Varsity	317	34	Mitchell Rubow (88)	N/A
Varsity	396	26	Trevor Meyers (87)	N/A
Team Qualification	418	25		












* Indicates athlete's ranking among his/her Classification and Gender

** Indicates longest run of hits in reverse order. Used as a tie-breaker if necessary. Not all reverse runs are recorded.

DNQ indicates that the team did not qualify for the specified classification. A minimum of 5 athletes is required to compete in team competitions.

Team: ECHO Charter School

Athlete	Class	Gender	Rank*	Session 1 Score				Session 2 Score				Total	
				Rnd 1	Rnd 2	Sub-Total	Rev Run	Rnd 1	Rnd 2	Sub-Total	Rev Run	Total Score	Rev Run**
 Andrea Berends	N	F	58	8	6	14	0	6	0	6	0	20	0
 Preston Berends	N	M	T47	16	13	29	0	13	0	13	4	42	4
 Tony Berthelsen	JV	M	T32	21	21	42	0	22	17	39	7	81	7
 Tyler Berthelsen	JV	M	T106	19	20	39	8	15	17	32	5	71	5
 Hunter Borer	N	M	T4	15	21	36	0	24	0	24	3	60	3
 Madelynn Brockman	N	F	42	13	10	23	0	13	0	13	2	36	2
 Micheal Brockman	JV	M	T32	18	23	41	0	24	16	40	3	81	3
 Katie Cunningham	N	F	4	16	18	34	4	19	0	19	2	53	2

 Trevor Danielson	N	M	T47	15	14	29	1	13	0	13	4	42	4
 Israel Eakes	N	M	T41	14	15	29	0	14	0	14	8	43	8
 Andrew Fuhrmann	N	M	T70	6	14	20	0	15	0	15	1	35	1
 Jordan Gjerset	JV	M	T15	22	21	43	3	19	22	41	5	84	5
 Andrew Iverson	N	M	T37	18	13	31	3	13	0	13	1	44	1
 Gerrod Leenerts	JV	M	T123	19	16	35	1	17	18	35	7	70	7
 Jesse Moseng	JV	M	T186	13	16	29	3	14	18	32	2	61	2
 Alec Reigstad	JV	M	T63	20	18	38	3	17	21	38	10	76	10
 Haylea Reigstad	JV	F	T32	16	16	32	4	12	14	26	1	58	1
 Levi Schmidt	JV	M	T106	16	18	34	1	19	18	37	4	71	4
 Darren Weiss-Dunphy	N	M	T75	13	9	22	0	11	0	11	0	33	0
Target Count				19	19	38		19	9	28		66	

Team Totals


	Team Total	Team Rank	Team High Gun Male	Team High Gun Female
Novice	242	3	Hunter Borer (60)	Katie Cunningham (53)
Jr. Varsity	393	5	Jordan Gjerset (84)	Haylea Reigstad (58)
Varsity	DNQ	DNQ	N/A	N/A
Team Qualification	393	36		

* Indicates athlete's ranking among his/her Classification and Gender






















** Indicates longest run of hits in reverse order. Used as a tie-breaker if necessary. Not all reverse runs are recorded.

DNQ indicates that the team did not qualify for the specified classification. A minimum of 5 athletes is required to compete in team competitions.

Team: Frazee-Vergas High School

Athlete	Class	Gender	Rank*	Session 1 Score				Session 2 Score				Total	
				Rnd 1	Rnd 2	Sub-Total	Rev Run	Rnd 1	Rnd 2	Sub-Total	Rev Run	Total Score	Rev Run**
 Victor Bachmann	V	M	T124	20	20	40	6	20	22	42	2	82	2

USA Clay Target League Scoring System

 Weston Christensen	JV	M	218	11	10	21	4	15	16	31	5	52	5
 Peyton Cole	JV	M	217	16	13	29	2	12	12	24	3	53	3
 Arron Erickson	V	M	T106	23	21	44	4	20	19	39	4	83	4
 Cory Erickson	JV	M	T222	6	15	21	0	13	13	26	0	47	0
 David Geis	V	M	T190	18	18	36	0	18	22	40	1	76	1
 Caleb Irish	JV	M	T106	21	17	38	0	16	17	33	0	71	0
 Mazie Kivi-Lex	V	F	9	19	19	38	3	21	16	37	0	75	0
 Jack Marshall	V	M	T199	17	21	38	4	18	19	37	5	75	5
 Natasha Meier	JV	F	40	13	8	21	1	8	7	15	0	36	0
 Jack Mickelson	V	M	T212	16	14	30	2	22	21	43	10	73	10
 Jack T. Mickelson	V	M	T27	21	24	45	12	24	22	46	3	91	3
 Will Mickelson	V	M	T155	19	22	41	2	21	17	38	1	79	1
 Jayson Moe	JV	M	T43	20	17	37	4	21	21	42	3	79	3
 Devan Nelson	V	M	T106	22	22	44	7	20	19	39	4	83	4
 Christian Petron	V	M	T199	17	20	37	6	22	16	38	3	75	3
 Charlie Pihlaja	V	M	T190	16	19	35	0	20	21	41	0	76	0
 William Pihlaja	V	M	T73	21	21	42	2	21	23	44	18	86	18
 Conner Poppenhagen	JV	M	T179	15	14	29	1	16	17	33	1	62	1
 Levi Post	V	M	T241	14	17	31	0	19	15	34	0	65	0
 Jacob Roble	V	M	T38	22	24	46	11	21	22	43	2	89	2
 Ryan Roble	V	M	T86	19	23	42	21	23	20	43	3	85	3
 Tanner Sellgren	JV	M	T179	21	18	39	3	12	11	23	1	62	1
 Annie Sisson	JV	F	1	23	24	47	4	22	21	43	4	90	4

 Ethan Wothe	JV	M	T11	21	22	43	12	20	23	43	17	86	17
Target Count				25	25	50		25	25	50		100	

Team Totals

	Team Total	Team Rank	Team High Gun Male	Team High Gun Female
Novice	DNQ	DNQ	N/A	N/A
Jr. Varsity	388	8	Ethan Wothe (86)	Annie Sisson (90)
Varsity	434	10	Jack T. Mickelson (91)	Mazie Kivi-Lex (75)
Team Qualification	442	8		

* Indicates athlete's ranking among his/her Classification and Gender

** Indicates longest run of hits in reverse order. Used as a tie-breaker if necessary. Not all reverse runs are recorded.

DNQ indicates that the team did not qualify for the specified classification. A minimum of 5 athletes is required to compete in team competitions.

Team: Goodhue High School

Athlete	Class	Gender	Rank*	Session 1 Score				Session 2 Score				Total	
				Rnd 1	Rnd 2	Sub-Total	Rev Run	Rnd 1	Rnd 2	Sub-Total	Rev Run	Total Score	Rev Run**
Parker Berg	V	M	T233	16	15	31	0	17	19	36	1	67	1
Matthew Betcher	JV	M	T71	19	18	37	1	20	18	38	2	75	2
Joel Breuer	JV	M										0	
Charlie Cardell	V	M										0	
Jacob Christensen	JV	M										0	
Cooper Davidson	V	M										0	
Casey Deneen	JV	M	T71	13	19	32	0	23	20	43	0	75	0
Cameron Dowden	V	M	T73	22	23	45	2	20	21	41	2	86	2
Brady Gadiant	V	M	T233	17	20	37	9	14	16	30	0	67	0
Joel Gadiant	N	M	T41	15	14	29	0	14	0	14	2	43	2
Reiner Gale	JV	M										0	

USA Clay Target League Scoring System

Eli Hall	N	M										0	
Wyatt Harstad	V	M	T207	17	18	35	1	22	17	39	0	74	0
Bradyn Hinsch	JV	M	T82	17	16	33	2	20	21	41	1	74	1
Nicholas Hinsch	N	M										0	
Trevor Hunecke	N	M										0	
Dallas Jacobson	N	M										0	
Autumn Lindblom	N	F										0	
Bradley Marking	V	M	T246	15	17	32	0	16	16	32	6	64	6
Collin Metling	N	M	T60	11	14	25	2	13	0	13	3	38	3
Baxter O'Reilly	JV	M										0	
Kodee O'Reilly	JV	M	T168	15	16	31	0	15	17	32	4	63	4
Rebecca Olson	JV	F	8	18	19	37	0	18	21	39	0	76	0
Morgan Roschen	N	F										0	
Max Schafer	JV	M										0	
Trent Stemmann	V	M	T145	19	20	39	6	21	20	41	2	80	2
Cameron Stern	N	M										0	
Kaleb Stern	JV	M										0	
Kyle Voth	N	M	T60	15	9	24	0	14	0	14	0	38	0
Target Count				14	14	28		14	11	25		53	

Team Totals


















	Team Total	Team Rank	Team High Gun Male	Team High Gun Female
Novice	DNQ	DNQ	Joel Gadiant (43)	N/A
Jr. Varsity	363	21	Matthew Betcher (75)	Rebecca Olson (76)
Varsity	374	31	Cameron Dowden (86)	N/A
Team Qualification	392	37		











* Indicates athlete's ranking among his/her Classification and Gender

** Indicates longest run of hits in reverse order. Used as a tie-breaker if necessary. Not all reverse runs are recorded.

DNQ indicates that the team did not qualify for the specified classification. A minimum of 5 athletes is required to compete in team competitions.

Team: Howard Lake-Waverly-Winsted High School

Athlete	Class	Gender	Rank*	Session 1 Score				Session 2 Score				Total	
				Rnd 1	Rnd 2	Sub-Total	Rev Run	Rnd 1	Rnd 2	Sub-Total	Rev Run	Total Score	Rev Run**
 Alexa Cuadros	N	F	T14	16	17	33	4	13	0	13	1	46	1
 Brandon Cuadros	V	M	T138	23	19	42	6	19	20	39	0	81	0
 Noah Egeberg	JV	M										0	
 Noah Fearing	JV	M	T168	15	16	31	1	15	17	32	0	63	0
 Tanner Friesen	JV	M	T155	16	13	29	2	17	19	36	7	65	7
 Jacob Gallus	JV	M	T15	19	24	43	4	18	23	41	17	84	17
 Hunter Gille	JV	M	T208	10	11	21	1	17	17	34	1	55	1
 Connor Hertzog	JV	M	T143	18	14	32	0	12	23	35	2	67	2
 Kraig Kellner	V	M										0	
 Joshua Marketon	JV	M	T100	17	19	36	2	16	20	36	2	72	2
 Justin Maryott	N	M	T72	10	8	18	0	16	0	16	0	34	0
 Blake Mathisen	JV	M	T43	19	20	39	6	18	22	40	2	79	2
 Mark Narum Jr	N	M	T50	12	16	28	0	13	0	13	1	41	1
 Kayley Oestreich	N	F										0	
 Logan Painschab	JV	M	T195	13	15	28	2	16	15	31	6	59	6
 Blake Peterson	JV	M	T106	19	15	34	2	17	20	37	6	71	6
 Chance Rehmann	V	M	T15	24	19	43	2	25	24	49	12	92	12

 Elias Rehmann	N	M	11	17	18	35	5	22	0	22	1	57	1
 Brandon Roberts	V	M	T38	23	18	41	1	24	24	48	15	89	15
 Jacob Ross	JV	M	T143	14	19	33	6	20	14	34	1	67	1
 Braden Stokes	JV	M	T106	21	14	35	0	18	18	36	0	71	0
 Cody Utne	V	M	T27	23	21	44	0	24	23	47	0	91	0
 Damion Vail	JV	M	T143	14	16	30	0	20	17	37	0	67	0
 Savanna Weber	N	F	T44	13	9	22	1	11	0	11	0	33	0
 Earl Weir	JV	M	229	8	3	11	0	11	13	24	1	35	1
 Warren Weir	V	M	T124	20	20	40	0	22	20	42	10	82	10
 Garrett Zachmann	JV	M	T138	19	17	36	0	16	16	32	2	68	2
Target Count				24	24	48		24	19	43		91	

Team Totals



	Team Total	Team Rank	Team High Gun Male	Team High Gun Female
Novice	211	8	Elias Rehmann (57)	Alexa Cuadros (46)
Jr. Varsity	377	13	Jacob Gallus (84)	N/A
Varsity	435	8	Chance Rehmann (92)	N/A
Team Qualification	438	10		

* Indicates athlete's ranking among his/her Classification and Gender

** Indicates longest run of hits in reverse order. Used as a tie-breaker if necessary. Not all reverse runs are recorded.

DNQ indicates that the team did not qualify for the specified classification. A minimum of 5 athletes is required to compete in team competitions.

Team: International Falls High School

Athlete	Class	Gender	Rank*	Session 1 Score				Session 2 Score				Total	
				Rnd 1	Rnd 2	Sub-Total	Rev Run	Rnd 1	Rnd 2	Sub-Total	Rev Run	Total Score	Rev Run**
 Kori Battalion	JV	F	18	13	18	31	1	18	20	38	2	69	2
 Reid Hanson	V	M	T183	17	18	35	4	21	21	42	7	77	7

 Cole Mann	V	M	T11	23	24	47	22	22	24	46	11	93	11
 Sidney Norstad	V	M	T15	23	23	46	4	24	22	46	4	92	4
 Tom Roche	N	M	T50	10	12	22	1	19	0	19	3	41	3
 Darius Vohler	V	M	T52	22	22	44	10	24	20	44	2	88	2
Target Count				6	6	12		6	5	11		23	

Team Totals









	Team Total	Team Rank	Team High Gun Male	Team High Gun Female
Novice	DNQ	DNQ	Tom Roche (41)	N/A
Jr. Varsity	DNQ	DNQ	N/A	Kori Battalion (69)
Varsity	DNQ	DNQ	Cole Mann (93)	N/A
Team Qualification	419	23		

* Indicates athlete's ranking among his/her Classification and Gender

** Indicates longest run of hits in reverse order. Used as a tie-breaker if necessary. Not all reverse runs are recorded.

DNQ indicates that the team did not qualify for the specified classification. A minimum of 5 athletes is required to compete in team competitions.

Team: Isle High School

Athlete	Class	Gender	Rank*	Session 1 Score				Session 2 Score				Total	
				Rnd 1	Rnd 2	Sub-Total	Rev Run	Rnd 1	Rnd 2	Sub-Total	Rev Run	Total Score	Rev Run**
 Brad Bernu	JV	M	T138	15	15	30	1	21	17	38	6	68	6
 Joe Carlson	JV	M	T123	18	18	36	0	17	17	34	1	70	1
 Bradley Conner	V	M	T171	20	17	37	3	22	19	41	0	78	0
 Paul Habeck	V	M	T73	22	18	40	4	22	24	46	8	86	8
 Megan Hagel	JV	F	T14	17	19	36	0	16	19	35	12	71	12
 Macen Haggberg	V	M	T226	20	16	36	1	19	15	34	1	70	1
 Zach Horsch	V	M	T171	22	19	41	2	21	16	37	1	78	1
 Alex Hughley	V	M	T233	14	16	30	4	16	21	37	0	67	0

 Raymand Hunt	JV	M	T143	16	15	31	1	16	20	36	2	67	2
 Kayla Larson	V	F	T11	19	20	39	3	17	17	34	1	73	1
 Jack Taylor	V	M	T171	18	25	43	31	17	18	35	3	78	3
 Blake Zortman	V	M	T52	23	23	46	5	20	22	42	1	88	1
Target Count				12	12	24		12	12	24		48	

Team Totals

	Team Total	Team Rank	Team High Gun Male	Team High Gun Female
Novice	DNQ	DNQ	N/A	N/A
Jr. Varsity	DNQ	DNQ	Joe Carlson (70)	Megan Hagel (71)
Varsity	408	20	Blake Zortman (88)	Kayla Larson (73)
Team Qualification	408	29		

* Indicates athlete's ranking among his/her Classification and Gender

** Indicates longest run of hits in reverse order. Used as a tie-breaker if necessary. Not all reverse runs are recorded.

DNQ indicates that the team did not qualify for the specified classification. A minimum of 5 athletes is required to compete in team competitions.

Team: Kenyon-Wanamingo High School

Athlete	Class	Gender	Rank*	Session 1 Score				Session 2 Score				Total	
				Rnd 1	Rnd 2	Sub-Total	Rev Run	Rnd 1	Rnd 2	Sub-Total	Rev Run	Total Score	Rev Run**
Ted Androli	JV	M	T106	15	17	32	6	20	19	39	0	71	0
Matt Bauer	V	M	T32	23	23	46	4	22	22	44	0	90	0
Riley Bauer	V	M	T190	17	16	33	2	21	22	43	14	76	14
Kurt Breimhurst	JV	M	T38	17	20	37	9	19	24	43	2	80	2
Casey Cooper	V	M	T171	20	19	39	0	21	18	39	0	78	0
Seth Donkers	JV	M										0	
Micah Hanson	JV	M	T55	21	18	39	8	19	19	38	0	77	0
Carter Johnson	V	M	T199	19	21	40	1	19	16	35	3	75	3

Cole Johnson	JV	M											0	
Matthew Kohn	JV	M	T82	19	16	35	0	22	17	39	3	74	3	
Samuel Lee	JV	M	T143	15	20	35	2	16	16	32	2	67	2	
Max Mattson	JV	M	T168	14	15	29	3	19	15	34	2	63	2	
Isaiah McKinley	JV	M										0		
Logan Meyers	JV	M										0		
Jacob Mogren	JV	M	T106	14	17	31	3	20	20	40		71		
Alec Nesseseth	JV	M	231	11	3	14	0	6	7	13	0	27	0	
Calvin Steberg	V	M	T218	16	18	34	1	17	21	38	5	72	5	
Target Count				13	13	26		13	13	26		52		

Team Totals




	Team Total	Team Rank	Team High Gun Male	Team High Gun Female
Novice	DNQ	DNQ	N/A	N/A
Jr. Varsity	373	16	Kurt Breimhurst (80)	N/A
Varsity	391	29	Matt Bauer (90)	N/A
Team Qualification	401	32		












* Indicates athlete's ranking among his/her Classification and Gender

** Indicates longest run of hits in reverse order. Used as a tie-breaker if necessary. Not all reverse runs are recorded.

DNQ indicates that the team did not qualify for the specified classification. A minimum of 5 athletes is required to compete in team competitions.

Team: Kingsland High School

Athlete	Class	Gender	Rank*	Session 1 Score				Session 2 Score				Total	
				Rnd 1	Rnd 2	Sub-Total	Rev Run	Rnd 1	Rnd 2	Sub-Total	Rev Run	Total Score	Rev Run**
 Bradley Grabau	N	M	T66	13	12	25	0	11	0	11	0	36	0
 Sheyenne Hamilton	JV	F	T27	14	15	29	1	13	20	33	15	62	15
 Zachary Hauser	V	M	T73	21	21	42	0	23	21	44	11	86	11

 Luke Howard	JV	M	T63	18	21	39	0	20	17	37	0	76	0
 Patrick Junge	N	M	83	3	4	7	0	5	0	5	0	12	0
 Kyle Langeslag	JV	M	T130	19	17	36	1	18	15	33	0	69	0
 Scott Lechner	V	M	T226	15	17	32	0	17	21	38	1	70	1
 Nathan Lund	V	M	T38	24	20	44	6	23	22	45	3	89	3
 Duncan McDonald	V	M	T251	14	16	30	0	12	20	32	6	62	6
 Nicholas Ramaker	JV	M	T27	22	23	45	19	19	18	37	0	82	0
 Jackson Rindels	JV	M	T71	13	20	33	2	22	20	42	4	75	4
 Jace Schmidt	N	M	T17	15	19	34	2	18	0	18	1	52	1
 Kellyn Webster	N	F	T49	11	6	17	0	13	0	13	2	30	2
 Matthew Woods	V	M	T15	21	24	45	14	23	24	47	21	92	21
Target Count				14	14	28		14	10	24		52	

Team Totals


	Team Total	Team Rank	Team High Gun Male	Team High Gun Female
Novice	DNQ	DNQ	Jace Schmidt (52)	Kellyn Webster (30)
Jr. Varsity	364	20	Nicholas Ramaker (82)	Sheyenne Hamilton (62)
Varsity	399	23	Matthew Woods (92)	N/A
Team Qualification	425	19		












* Indicates athlete's ranking among his/her Classification and Gender

** Indicates longest run of hits in reverse order. Used as a tie-breaker if necessary. Not all reverse runs are recorded.

DNQ indicates that the team did not qualify for the specified classification. A minimum of 5 athletes is required to compete in team competitions.

Team: Lanesboro High School

Athlete	Class	Gender	Rank*	Session 1 Score				Session 2 Score				Total	
				Rnd 1	Rnd 2	Sub-Total	Rev Run	Rnd 1	Rnd 2	Sub-Total	Rev Run	Total Score	Rev Run**
 Kody Bearbower	JV	M	T55	19	14	33	1	21	23	44	6	77	6

 Elliot Burt	N	M	T50	14	13	27	0	14	0	14	0	41	0
 Alyssa Gathje	N	F	T17	15	12	27	0	17	0	17	0	44	0
 Jake Gathje	N	M	T66	10	11	21	1	15	0	15	0	36	0
 Joe Gathje	JV	M	T63	21	20	41	9	16	19	35	0	76	0
 Jared Kelly	JV	M	T130	16	15	31	0	18	20	38	1	69	1
 Trevor Ruen	N	M	T50	14	11	25	1	16	0	16	0	41	0
 Carson Schwichtenberg	N	M	T41	12	17	29	1	14	0	14	1	43	1
 Emily Snyder	N	F	T36	11	13	24	1	13	0	13	1	37	1
 Brady Stalter	N	M	T17	18	13	31	3	21	0	21	13	52	13
 Zach Torgerson	JV	M	T100	20	20	40	0	18	14	32	0	72	0
 Brett Wangen	JV	M	T100	19	18	37	0	19	16	35	3	72	3
Target Count				12	12	24		12	5	17		41	

Team Totals


	Team Total	Team Rank	Team High Gun Male	Team High Gun Female
Novice	221	7	Brady Stalter (52)	Alyssa Gathje (44)
Jr. Varsity	366	18	Kody Bearbower (77)	N/A
Varsity	DNQ	DNQ	N/A	N/A
Team Qualification	366	40		















* Indicates athlete's ranking among his/her Classification and Gender

** Indicates longest run of hits in reverse order. Used as a tie-breaker if necessary. Not all reverse runs are recorded.

DNQ indicates that the team did not qualify for the specified classification. A minimum of 5 athletes is required to compete in team competitions.

Team: Legacy Christian Academy

Athlete	Class	Gender	Rank*	Session 1 Score				Session 2 Score				Total	
				Rnd 1	Rnd 2	Sub-Total	Rev Run	Rnd 1	Rnd 2	Sub-Total	Rev Run	Total Score	Rev Run**
 Devin Delich	V	M	T106	20	22	42	1	19	22	41	9	83	9

 Alex Domeyer	N	M	2	19	20	39	1	24	0	24	16	63	16
 Grant Fields	N	M	T57	14	10	24	3	15	0	15	0	39	0
 Ivan Fields	N	M	T41	13	18	31	4	12	0	12	0	43	0
 Christian Foy	JV	M	T55	15	23	38	20	18	21	39	1	77	1
 Cody Hanson	JV	M	T38	20	18	38	9	20	22	42	6	80	6
 Nick Hoffman	JV	M	T202	12	15	27	1	13	18	31	1	58	1
 Julia Kotelevskaya	N	F										0	
 Hunter Mertes	V	M	T155	21	22	43	2	17	19	36	2	79	2
 Aaron Moots	V	M	T155	17	20	37	4	20	22	42	6	79	6
 Jamie Nelson	JV	F	T12	13	19	32	2	22	19	41	0	73	0
 Jack Olson	V	M	T124	17	20	37	1	21	24	45	6	82	6
 Mason Rothstein	JV	M	T226	10	11	21	1	11	11	22	0	43	0
 Carson Sharp	N	M	T17	18	15	33	1	19	0	19	4	52	4
 Donevan Walsh	V	M	T59	21	20	41	6	24	22	46	2	87	2
Target Count				14	14	28		14	10	24		52	

Team Totals








	Team Total	Team Rank	Team High Gun Male	Team High Gun Female
Novice	DNQ	DNQ	Alex Domeyer (63)	N/A
Jr. Varsity	331	29	Cody Hanson (80)	Jamie Nelson (73)
Varsity	410	19	Donevan Walsh (87)	N/A
Team Qualification	411	28		

* Indicates athlete's ranking among his/her Classification and Gender

** Indicates longest run of hits in reverse order. Used as a tie-breaker if necessary. Not all reverse runs are recorded.

DNQ indicates that the team did not qualify for the specified classification. A minimum of 5 athletes is required to compete in team competitions.

Team: Lewiston-Altura High School

Athlete	Class	Gender	Rank*	Session 1 Score				Session 2 Score				Total	
				Rnd 1	Rnd 2	Sub-Total	Rev Run	Rnd 1	Rnd 2	Sub-Total	Rev Run	Total Score	Rev Run**
 Jordan Heyer	V	M	T73	21	23	44	1	20	22	42	8	86	8
 Erik Leibfried	V	M	T59	20	22	42	1	23	22	45	2	87	2
 Austyn Matzke	V	M	T86	23	22	45	2	21	19	40	0	85	0
 Chris Schell	JV	M	T138	15	13	28	3	20	20	40	2	68	2
 Walker Sikkink	V	M	T138	20	18	38	0	21	22	43	10	81	10
 Lincoln Spitzer	JV	M	T71	19	19	38	1	17	20	37	0	75	0
 Kenny Veerkamp	V	M	T171	18	22	40	11	16	22	38	7	78	7
Target Count				7	7	14		7	7	14		28	

Team Totals




	Team Total	Team Rank	Team High Gun Male	Team High Gun Female
Novice	DNQ	DNQ	N/A	N/A
Jr. Varsity	DNQ	DNQ	Lincoln Spitzer (75)	N/A
Varsity	417	18	Erik Leibfried (87)	N/A
Team Qualification	417	27		



















* Indicates athlete's ranking among his/her Classification and Gender

** Indicates longest run of hits in reverse order. Used as a tie-breaker if necessary. Not all reverse runs are recorded.

DNQ indicates that the team did not qualify for the specified classification. A minimum of 5 athletes is required to compete in team competitions.

Team: Litchfield High School

Athlete	Class	Gender	Rank*	Session 1 Score				Session 2 Score				Total	
				Rnd 1	Rnd 2	Sub-Total	Rev Run	Rnd 1	Rnd 2	Sub-Total	Rev Run	Total Score	Rev Run**
 Cale Alsleben	V	M	T207	15	19	34	7	19	21	40	12	74	12
 Jennah Anderson	N	F	T36	12	12	24	0	13	0	13	2	37	2
 Olivia Anderson	N	F	T49	8	13	21	1	9	0	9	0	30	0

 Kaden Bartlett	JV	M	T208	17	12	29	2	10	16	26	0	55	0
 Kaleb Bartlett	JV	M	T27	21	16	37	2	23	22	45	6	82	6
 Kole Bartlett	JV	M	T195	15	12	27	1	15	17	32	0	59	0
 Hunter Doty	JV	M										0	
 Zixuan (Tom) Du	N	M	T70	11	7	18	2	17	0	17	3	35	3
 Logan Forsberg	V	M	T32	23	21	44	6	22	24	46	11	90	11
 Taylor Kargas	JV	M	T48	19	18	37	15	20	21	41	17	78	17
 Jonathan Kellen	JV	M	T155	13	13	26	2	18	21	39	1	65	1
 Jack Kuechle	N	M	T66	12	15	27	0	9	0	9	0	36	0
 Brody Loch	N	M	T14	18	19	37	9	16	0	16	2	53	2
 Mak Lokken	V	M	T73	19	22	41	6	25	20	45	10	86	10
 Bryce Penk	V	M	T97	20	20	40	3	22	22	44	3	84	3
 Logan Peterson	V	M	T224	19	18	37	9	17	17	34	0	71	0
 Payton Prah	JV	M	T21	22	19	41	5	21	21	42	10	83	10
 Kollan Rotzien	V	M	T32	20	22	42	5	23	25	48	31	90	31
 Zach Schermann	JV	M	T205	18	16	34	0	12	10	22	0	56	0
 Nicholas Smith	JV	M	T123	20	16	36	0	18	16	34	2	70	2
 Terek Stucky	N	M	T26	12	19	31	3	17	0	17	5	48	5
Target Count				20	20	40		20	14	34		74	

Team Totals


















	Team Total	Team Rank	Team High Gun Male	Team High Gun Female
Novice	209	10	Brody Loch (53)	Jannah Anderson (37)
Jr. Varsity	378	12	Payton Prah (83)	N/A
Varsity	424	16	Logan Forsberg (90)	N/A
Team Qualification	433	13		


* Indicates athlete's ranking among his/her Classification and Gender

** Indicates longest run of hits in reverse order. Used as a tie-breaker if necessary. Not all reverse runs are recorded.

DNQ indicates that the team did not qualify for the specified classification. A minimum of 5 athletes is required to compete in team competitions.

Team: Long Prairie Grey Eagle High School

Athlete	Class	Gender	Rank*	Session 1 Score				Session 2 Score				Total	
				Rnd 1	Rnd 2	Sub-Total	Rev Run	Rnd 1	Rnd 2	Sub-Total	Rev Run	Total Score	Rev Run**
 Issy Allen	JV	F	26	18	14	32	1	13	18	31	0	63	0
 Issac Cebulla	V	M	T124	17	21	38	8	20	24	44	14	82	14
 Kale Danielson	JV	M	T186	13	18	31	4	15	15	30	6	61	6
 Derek Dempsey	V	M	T86	22	22	44	5	20	21	41	2	85	2
 Myles Elmes	JV	M	T88	14	15	29	0	21	23	44	11	73	11
 Oren Gamradt	V	M	T155	19	17	36	0	23	20	43	3	79	3
 Abbey Hebert	JV	F	21	18	17	35	1	20	11	31	1	66	1
 Weston Heuer	V	M	T106	20	22	42	5	19	22	41	1	83	1
 Andrew Katterhagen	JV	M	T161	14	11	25	0	18	21	39	8	64	8
 Ben Katterhagen	JV	M	T82	18	15	33	2	23	18	41	3	74	3
 Noah Koltes	V	M	T138	19	19	38	4	21	22	43	2	81	2
 Jasmine Kramer	JV	F	39	6	13	19	1	9	12	21	0	40	0
 Joseph Langer	JV	M	T55	23	20	43	1	17	17	34	7	77	7
 Rita Leroux	JV	F	34	11	14	25	1	14	17	31	0	56	0
 Derek Loxtercamp	V	M	T138	18	20	38	2	22	21	43	0	81	0
 Emily Marceyes	JV	F	3	19	19	38	8	21	23	44	4	82	4
 Sam Olson	V	M	T106	20	21	41	5	21	21	42	0	83	0

 Alex Pesta	JV	M	T123	19	19	38	3	13	19	32	2	70	2
 Nathan Ruda	V	M	T86	19	21	40	0	24	21	45	1	85	1
Target Count				19	19	38		19	19	38		76	

Team Totals

	Team Total	Team Rank	Team High Gun Male	Team High Gun Female
Novice	DNQ	DNQ	N/A	N/A
Jr. Varsity	376	14	Joseph Langer (77)	Emily Marceyes (82)
Varsity	418	17	Nathan Ruda (85)	N/A
Team Qualification	418	26		

* Indicates athlete's ranking among his/her Classification and Gender

** Indicates longest run of hits in reverse order. Used as a tie-breaker if necessary. Not all reverse runs are recorded.

DNQ indicates that the team did not qualify for the specified classification. A minimum of 5 athletes is required to compete in team competitions.

Team: Martin County West-Trimont High School

Athlete	Class	Gender	Rank*	Session 1 Score				Session 2 Score				Total	
				Rnd 1	Rnd 2	Sub-Total	Rev Run	Rnd 1	Rnd 2	Sub-Total	Rev Run	Total Score	Rev Run**
Cody Bettin	JV	M	T179	15	14	29	0	18	15	33	3	62	3
Collin Clifford	N	M										0	
Cameron Dressen	JV	M	T88	19	19	38	3	21	14	35	4	73	4
Aaron Ebeling	JV	M	T63	20	18	38	3	18	20	38	6	76	6
Logan Ebeling	V	M	T106	24	20	44	9	19	20	39	1	83	1
Madeline Ebeling	N	F	T28	13	14	27	1	13	0	13	2	40	2
Austin Harris	JV	M	T130	17	16	33	3	21	15	36	4	69	4
Matt Holm	JV	M	T130	17	18	35	0	18	16	34	6	69	6
Blake Jagodzinske	N	M	80	7	6	13	0	11	0	11	0	24	0
Lucas Jagodzinske	N	M	T66	10	11	21	1	15	0	15	0	36	0

Hayden Jahnke	N	M	78	8	8	16	0	11	0	11	0	27	0
Karter Janssen	JV	M	T155	14	18	32	1	17	16	33	4	65	4
Jessica Klima	JV	F	37	15	11	26	1	14	11	25	3	51	3
Remington Kuehl	JV	M	T5	22	21	43	2	23	23	46	3	89	3
Seth Melson	V	M	T224	16	20	36	3	17	18	35	0	71	0
Nic Miller	V	M	T97	20	22	42	3	21	21	42	1	84	1
Todd Morrow	JV	M	T55	19	19	38	3	20	19	39	0	77	0
Faith Poppe	N	F	57	3	7	10	1	11	0	11	0	21	0
Brooke Rosenberg	N	F	T44	6	10	16	0	17	0	17	1	33	1
Alec Thompson	JV	M	T214	15	15	30	3	10	14	24	1	54	1
Heather Thompson	V	F	4	19	22	41	2	20	23	43	3	84	3
Hunter Thompson	V	M	T171	17	21	38	2	21	19	40	0	78	0
Elliot Ziemann	N	M	T54	16	11	27	1	13	0	13	0	40	0
Jon Ziemann	N	M	T63	8	13	21	0	16	0	16	0	37	0
Target Count				23	23	46		23	15	38		84	

Team Totals

	Team Total	Team Rank	Team High Gun Male	Team High Gun Female
Novice	186	11	Elliot Ziemann (40)	Madeline Ebeling (40)
Jr. Varsity	384	11	Remington Kuehl (89)	Jessica Klima (51)
Varsity	400	22	Nic Miller (84)	Heather Thompson (84)
Team Qualification	418	24		

* Indicates athlete's ranking among his/her Classification and Gender

** Indicates longest run of hits in reverse order. Used as a tie-breaker if necessary. Not all reverse runs are recorded.

DNQ indicates that the team did not qualify for the specified classification. A minimum of 5 athletes is required to compete in team competitions.

Team: Mayer Lutheran High School

Athlete	Class	Gender	Rank*	Session 1 Score				Session 2 Score				Total	
				Rnd 1	Rnd 2	Sub-Total	Rev Run	Rnd 1	Rnd 2	Sub-Total	Rev Run	Total Score	Rev Run**
Johnny Bones	JV	M										0	
Cole Davis	V	M	T183	17	21	38	0	19	20	39	4	77	4
Noah Elliot	V	M	T145	17	22	39	5	20	21	41	1	80	1
Kate Esser	JV	F	41	4	8	12	0	9	14	23	2	35	2
Dylan Fisher	V	M	T249	15	12	27	0	20	16	36	1	63	1
Jackson Fisher	JV	M	T208	12	12	24	0	17	14	31	1	55	1
Jacob Harpel	JV	M	T168	13	15	28	3	16	19	35	5	63	5
Jack Heinlein	JV	M	T138	18	18	36	0	18	14	32	4	68	4
Adler Jopp	V	M	T86	22	20	42	0	23	20	43	7	85	7
Seth Koehnen	N	M	T57	12	13	25	0	14	0	14	1	39	1
Sawyer Kubasch	V	M	T106	19	24	43	7	19	21	40	3	83	3
Min Lee	JV	M										0	
Rogan Lienthal	JV	M	T168	13	16	29	1	18	16	34	0	63	0
Dylan Maetzold	N	M	T41	12	13	25	0	18	0	18	2	43	2
Elli Martin	JV	F	T29	13	15	28	5	18	15	33	1	61	1
Charlie Menke	JV	M	T161	14	16	30	1	17	17	34	1	64	1
Mason Monchamp	V	M	T230	15	17	32	1	20	16	36	1	68	1
Monte Monchamp	V	M	T32	22	22	44	7	23	23	46	12	90	12
Christopher Sullivan	JV	M										0	
Zach Thole	V	M	T59	22	22	44	5	22	21	43	0	87	0
Andrew Thompson	JV	M										0	

Tanner Underdahl	JV	M	T226	7	10	17	0	15	11	26	1	43	1
Joseph Welk	V	M	T233	17	13	30	0	20	17	37	4	67	4
Tyler Wilaby	V	M	255	9	12	21	0	22	16	38	1	59	1
Target Count				20	20	40		20	18	38		78	

Team Totals










	Team Total	Team Rank	Team High Gun Male	Team High Gun Female
Novice	DNQ	DNQ	Dylan Maetzold (43)	N/A
Jr. Varsity	319	33	Jack Heinlein (68)	Elli Martin (61)
Varsity	425	15	Monte Monchamp (90)	N/A
Team Qualification	425	20		

* Indicates athlete's ranking among his/her Classification and Gender

** Indicates longest run of hits in reverse order. Used as a tie-breaker if necessary. Not all reverse runs are recorded.

DNQ indicates that the team did not qualify for the specified classification. A minimum of 5 athletes is required to compete in team competitions.

Team: Mayo High School

Athlete	Class	Gender	Rank*	Session 1 Score				Session 2 Score				Total	
				Rnd 1	Rnd 2	Sub-Total	Rev Run	Rnd 1	Rnd 2	Sub-Total	Rev Run	Total Score	Rev Run**
 Jake Bergan	V	M	T73	23	20	43	8	23	20	43	4	86	4
 Greg Borst	V	M										0	
 Matthew Brown	JV	M	T106	16	18	34	2	21	16	37	0	71	0
 Ashley Courneya	JV	F	T14	17	19	36	2	18	17	35	2	71	2
 Sheldon Day	JV	M										0	
 Samuel Fancher	V	M	T199	18	21	39	9	17	19	36	1	75	1
 Cole Jensen	JV	M										0	
 Alicia Niemann	N	F										0	
 Riley Russ	V	M	T7	24	24	48	3	21	25	46	33	94	33

Target Count				5	5	10		5	5	10		20	
---------------------	--	--	--	---	---	----	--	---	---	----	--	----	--

Team Totals

	Team Total	Team Rank	Team High Gun Male	Team High Gun Female
Novice	DNQ	DNQ	N/A	N/A
Jr. Varsity	DNQ	DNQ	Matthew Brown (71)	Ashley Courneya (71)
Varsity	DNQ	DNQ	Riley Russ (94)	N/A
Team Qualification	397	34		

* Indicates athlete's ranking among his/her Classification and Gender

** Indicates longest run of hits in reverse order. Used as a tie-breaker if necessary. Not all reverse runs are recorded.

DNQ indicates that the team did not qualify for the specified classification. A minimum of 5 athletes is required to compete in team competitions.

Team: Medford High School

Athlete	Class	Gender	Rank*	Session 1 Score				Session 2 Score				Total	
				Rnd 1	Rnd 2	Sub-Total	Rev Run	Rnd 1	Rnd 2	Sub-Total	Rev Run	Total Score	Rev Run**
Cierra Duchene	JV	F	T9	17	20	37	6	18	20	38	3	75	3
Jake Gedicke	V	M	T38	23	24	47	6	21	21	42	2	89	2
Zach Gedicke	V	M	T52	23	21	44	11	22	22	44	12	88	12
Reid Grayson	V	M	T106	17	22	39	4	23	21	44	4	83	4
Brennan Hanson	V	M	T155	19	18	37	5	23	19	42	3	79	3
Richard Iverson	V	M	4	23	24	47	4	25	24	49	17	96	17
Brandon Kern	V	M	T226	16	18	34	1	20	16	36	1	70	1
Holly Larson	JV	F	T27	17	17	34	2	13	15	28	3	62	3
Bryce Lisowski	V	M	T59	24	23	47	12	20	20	40	5	87	5
Jarret Lisowski	JV	M	T71	19	17	36	3	21	18	39	4	75	4
Amanda Litsheim	JV	F	T23	16	17	33	3	13	18	31	1	64	1
Nick Meixner	V	M	T15	24	24	48	4	21	23	44	13	92	13

Ben Snyder	V	M	T38	23	22	45	9	23	21	44	5	89	5
Derrick Southwick	JV	M	T11	21	25	46	25	21	19	40	6	86	6
Cole Volkmann	V	M	T52	20	24	44	10	23	21	44	0	88	0
Wyatt Volkmann	V	M	T124	20	19	39	4	21	22	43	0	82	0
Javis Vonruden	JV	M	T161	14	13	27	0	18	19	37	3	64	3
Target Count				17	17	34		17	17	34		68	

Team Totals








	Team Total	Team Rank	Team High Gun Male	Team High Gun Female
Novice	DNQ	DNQ	N/A	N/A
Jr. Varsity	364	19	Derrick Southwick (86)	Cierra Duchene (75)
Varsity	454	2	Richard Iverson (96)	N/A
Team Qualification	454	2		








* Indicates athlete's ranking among his/her Classification and Gender

** Indicates longest run of hits in reverse order. Used as a tie-breaker if necessary. Not all reverse runs are recorded.

DNQ indicates that the team did not qualify for the specified classification. A minimum of 5 athletes is required to compete in team competitions.

Team: Minneota High School

Athlete	Class	Gender	Rank*	Session 1 Score				Session 2 Score				Total	
				Rnd 1	Rnd 2	Sub-Total	Rev Run	Rnd 1	Rnd 2	Sub-Total	Rev Run	Total Score	Rev Run**
 Kyle Banks	N	M	T14	15	17	32	3	21	0	21	3	53	3
 Hunter Bolt	JV	M	T191	17	10	27	0	17	16	33	2	60	2
 Hannah Brewers	N	F	T28	12	17	29	3	11	0	11	1	40	1
 Shawn Buysse	V	M	T183	20	19	39	1	19	19	38	8	77	8
 Ann DeSmet	N	F	35	13	13	26	1	12	0	12	0	38	0
 Diana DeSmet	N	F	T9	15	18	33	1	14	0	14	0	47	0
 Tony DeSmet	JV	M	T168	17	17	34	0	17	12	29	0	63	0

 Travis Engels	V	M	T106	19	25	44	27	18	21	39	7	83	7
 Samuel Garvey	JV	M	T88	17	18	35	1	22	16	38	0	73	0
 Kira Gifford	N	F	T9	19	16	35	1	12	0	12	2	47	2
 Michael Gratz	N	M	21	19	14	33	1	18	0	18	1	51	1
 Brenden Kimpe	JV	M	T71	16	18	34	0	21	20	41	3	75	3
 Cole Van Overbeke	JV	M	T130	15	16	31	1	22	16	38	3	69	3
 Ryan Vlaminck	JV	M	T106	13	17	30	2	19	22	41	3	71	3
Target Count				14	14	28		14	8	22		50	

Team Totals






	Team Total	Team Rank	Team High Gun Male	Team High Gun Female
Novice	238	4	Kyle Banks (53)	Kira Gifford (47)
Jr. Varsity	351	25	Brenden Kimpe (75)	N/A
Varsity	DNQ	DNQ	Travis Engels (83)	N/A
Team Qualification	379	39		














* Indicates athlete's ranking among his/her Classification and Gender

** Indicates longest run of hits in reverse order. Used as a tie-breaker if necessary. Not all reverse runs are recorded.

DNQ indicates that the team did not qualify for the specified classification. A minimum of 5 athletes is required to compete in team competitions.

Team: Minnewaska Area High School

Athlete	Class	Gender	Rank*	Session 1 Score				Session 2 Score				Total	
				Rnd 1	Rnd 2	Sub-Total	Rev Run	Rnd 1	Rnd 2	Sub-Total	Rev Run	Total Score	Rev Run**
 Cole Anderson	N	M	T28	12	18	30	1	17	0	17	1	47	1
 Ashley Bakko	JV	F										0	
 Damian Douvier	JV	M	T155	15	17	32	0	20	13	33	2	65	2
 Brady Drewes	V	M	T190	19	18	37	0	22	17	39	2	76	2
 Kaleb Drewes	V	M	T124	21	17	38	0	23	21	44	4	82	4

 Cade Fier	JV	M	T155	15	15	30	0	17	18	35	1	65	1
 Tyler Hagen	V	M	T59	21	23	44	0	21	22	43	1	87	1
 Adam Larson	JV	M	T100	16	18	34	1	19	19	38	7	72	7
 Blake Larson	N	M	T4	20	22	42	4	18	0	18	0	60	0
 Megan Larson	N	F	T17	13	16	29	0	15	0	15	2	44	2
 Natasha Nemmers	N	F	3	14	21	35	5	19	0	19	2	54	2
 Dustin Peterson	JV	M	T5	22	22	44	8	23	22	45	7	89	7
 Sam Pfeiffer	N	F	2	18	17	35	8	19	0	19	5	54	5
 Joe Piekarski	JV	M	T88	20	19	39	5	14	20	34	2	73	2
 Tanner Steffen	V	M	T11	23	22	45	1	24	24	48	3	93	3
 Carson Tauber	V	M	3	24	25	49	35	25	23	48	7	97	7
 Brandon Wacker	JV	M	T21	24	19	43	12	17	23	40	3	83	3
 Ty Walsh	JV	M	T106	16	19	35	4	18	18	36	4	71	4
Target Count				17	17	34		17	12	29		63	

Team Totals

	Team Total	Team Rank	Team High Gun Male	Team High Gun Female
Novice	259	2	Blake Larson (60)	Sam Pfeiffer (54)
Jr. Varsity	388	9	Dustin Peterson (89)	N/A
Varsity	435	7	Carson Tauber (97)	N/A
Team Qualification	449	4		





















* Indicates athlete's ranking among his/her Classification and Gender

** Indicates longest run of hits in reverse order. Used as a tie-breaker if necessary. Not all reverse runs are recorded.

DNQ indicates that the team did not qualify for the specified classification. A minimum of 5 athletes is required to compete in team competitions.

Team: Northome High School

				Session 1 Score	Session 2 Score	Total

Athlete	Class	Gender	Rank*	Rnd 1	Rnd 2	Sub-Total	Rev Run	Rnd 1	Rnd 2	Sub-Total	Rev Run	Total Score	Rev Run**
 Hanna Albrecht	N	F	T36	9	9	18	2	19	0	19	5	37	5
 Kaden Albrecht	JV	M	T179	17	16	33	2	13	16	29	0	62	0
 Jimmy Bender	JV	M	T11	21	22	43	12	19	24	43	16	86	16
 Sophie Eitenmiller	N	F	T21	15	12	27	0	16	0	16	1	43	1
 Alex Fahey	JV	M	T143	17	19	36	2	15	16	31	0	67	0
 Mason Johnson	V	M	T171	22	19	41	5	18	19	37	1	78	1
 Benjamin Jourdan	JV	M	221	7	14	21	1	14	13	27	2	48	2
 Justin Jourdan	V	M	T59	21	25	46	37	21	20	41	2	87	2
 Matthew Jourdan	V	M	T212	20	16	36	5	19	18	37	3	73	3
 Tim Kuhlman	V	M	T246	19	16	35	2	12	17	29	8	64	8
 Micah Lievsay	N	M	25	14	20	34	2	15	0	15	0	49	0
 Lane Lindner	V	M	T241	17	17	34	2	17	14	31	0	65	0
 Levi Lindner	V	M	T218	18	18	36	5	20	16	36	1	72	1
 Daniel Patten	JV	M	T106	17	15	32	0	19	20	39	10	71	10
 Jack Patten	V	M	T212	15	18	33	3	20	20	40	11	73	11
 Taylar Pihlaja	N	F	T49	8	12	20	0	10	0	10	1	30	1
 Ally Pink	N	F	59	5	7	12	0	7	0	7	1	19	1
 Carson Pink	V	M	T199	19	18	37	2	19	19	38	17	75	17
 Katelyn Rowan	V	F	10	16	20	36	4	17	21	38	17	74	17
 Jake Waldo	V	M	T138	19	19	38	5	21	22	43	11	81	11
Target Count				20	20	40		20	15	35		75	

Team Totals

| Team Total | Team Rank | Team High Gun Male | Team High Gun Female |















Novice	178	12	Micah Lievsay (49)	Sophie Eitenmiller (43)
Jr. Varsity	334	27	Jimmy Bender (86)	N/A
Varsity	395	28	Justin Jourdan (87)	Katelyn Rowan (74)
Team Qualification	407	31		




* Indicates athlete's ranking among his/her Classification and Gender

** Indicates longest run of hits in reverse order. Used as a tie-breaker if necessary. Not all reverse runs are recorded.

DNQ indicates that the team did not qualify for the specified classification. A minimum of 5 athletes is required to compete in team competitions.

Team: Osseo High School

Athlete	Class	Gender	Rank*	Session 1 Score				Session 2 Score				Total	
				Rnd 1	Rnd 2	Sub-Total	Rev Run	Rnd 1	Rnd 2	Sub-Total	Rev Run	Total Score	Rev Run**
 Kaylee Andersen	N	F	T54	7	7	14	1	14	0	14	0	28	0
 Olivia Anderson	JV	F	T6	18	23	41	4	17	19	36	0	77	0
 Mitchell Brewer	V	M	T124	16	23	39	11	21	22	43	4	82	4
 Jackson Ehlert	JV	M	T48	21	18	39	3	17	22	39	1	78	1
 Jake Eich	JV	M	T32	18	21	39	6	22	20	42	9	81	9
 Zach Fasching	JV	M	T130	18	17	35	3	19	15	34	0	69	0
 Jack Fertitta	V	M	T171	19	20	39	4	18	21	39	2	78	2
 Rei Hodges	JV	F	T29	17	14	31	1	15	15	30	1	61	1
 Zach Knutson	V	M	T52	20	24	44	4	20	24	44	8	88	8
 Reed Larson	JV	M	T155	20	16	36	3	18	11	29	0	65	0
 Trent Losinski	N	M	T41	11	17	28	8	15	0	15	0	43	0
 Alexis McPherson	N	F	T36	13	13	26	0	11	0	11	3	37	3
 Nolan Melichar	JV	M	T48	18	18	36	2	21	21	42	5	78	5
 Jared Schmeling	V	M	T183	15	18	33	9	20	24	44	17	77	17

 Maren Strootman	N	F	T9	16	18	34	2	13	0	13	2	47	2
 Cal Techam	V	M	T212	12	17	29	0	22	22	44	0	73	0
 Cory Williamson	JV	M	T71	21	17	38	0	18	19	37	9	75	9
Target Count				17	17	34		17	13	30		64	

Team Totals










	Team Total	Team Rank	Team High Gun Male	Team High Gun Female
Novice	DNQ	DNQ	Trent Losinski (43)	Maren Strootman (47)
Jr. Varsity	389	7	Jake Eich (81)	Olivia Anderson (77)
Varsity	398	25	Zach Knutson (88)	N/A
Team Qualification	407	30		


* Indicates athlete's ranking among his/her Classification and Gender

** Indicates longest run of hits in reverse order. Used as a tie-breaker if necessary. Not all reverse runs are recorded.

DNQ indicates that the team did not qualify for the specified classification. A minimum of 5 athletes is required to compete in team competitions.

Team: Plainview-Elgin-Millville High School

Athlete	Class	Gender	Rank*	Session 1 Score				Session 2 Score				Total	
				Rnd 1	Rnd 2	Sub-Total	Rev Run	Rnd 1	Rnd 2	Sub-Total	Rev Run	Total Score	Rev Run**
 John Becklund	V	M	T145	17	18	35	1	20	25	45	29	80	29
 Ben Burdick	V	M	T86	22	24	46	2	19	20	39	1	85	1
 Anthony Ellinghuysen	V	M	T59	23	20	43	7	22	22	44	8	87	8
 Garrett Folkert	V	M	T27	20	23	43	6	24	24	48	20	91	20
 Tanner Goergen	JV	M	T195	12	18	30	10	13	16	29	2	59	2
 Isaiah Haug-Gonzalez	V	M	T97	22	21	43	0	19	22	41	6	84	6
 Jared Haugen	JV	M	T71	17	17	34	1	21	20	41	3	75	3
 Kaylee Hutchison	JV	F	42	5	7	12	0	6	14	20	0	32	0
 Trevor Jech	V	M	T73	21	22	43	5	20	23	43	9	86	9

 Aaron King	JV	M	225	11	14	25	3	11	8	19	0	44	0
 John Petersen	JV	M										0	
 Evan Shones	V	M	T138	17	19	36	6	21	24	45	7	81	7
 Michael Wilhelm	V	M	T38	23	23	46	9	20	23	43	4	89	4
 Brady Wolf	JV	M	T161	15	12	27	1	19	18	37	4	64	4
 Brandon Wurl	JV	M	T55	18	20	38	6	19	20	39	1	77	1
Target Count				14	14	28		14	14	28		56	

Team Totals

	Team Total	Team Rank	Team High Gun Male	Team High Gun Female
Novice	DNQ	DNQ	N/A	N/A
Jr. Varsity	319	32	Brandon Wurl (77)	Kaylee Hutchison (32)
Varsity	438	5	Garrett Folkert (91)	N/A
Team Qualification	438	11		

* Indicates athlete's ranking among his/her Classification and Gender

** Indicates longest run of hits in reverse order. Used as a tie-breaker if necessary. Not all reverse runs are recorded.

DNQ indicates that the team did not qualify for the specified classification. A minimum of 5 athletes is required to compete in team competitions.

Team: Providence Academy

Athlete	Class	Gender	Rank*	Session 1 Score				Session 2 Score				Total	
				Rnd 1	Rnd 2	Sub-Total	Rev Run	Rnd 1	Rnd 2	Sub-Total	Rev Run	Total Score	Rev Run**
Dylan Drean	V	M	T190	21	18	39	1	17	20	37	2	76	2
Emily Foley	V	F	1	23	21	44	1	23	22	45	0	89	0
Andrew Geurink	JV	M	T106	14	17	31	0	23	17	40	2	71	2
Peter Kahnke	JV	M	T88	15	14	29	0	24	20	44	6	73	6
Evan Marsh	V	M	T218	15	17	32	0	20	20	40	7	72	7
Gabriella Munger	N	F	T54	6	10	16	0	12	0	12	0	28	0

Katie Prom	V	F	3	22	21	43	4	21	22	43	7	86	7
Nick Seiter	V	M	T218	18	14	32	2	21	19	40	0	72	0
Sydney Stewart	N	F										0	
Target Count				8	8	16		8	7	15		31	

Team Totals

	Team Total	Team Rank	Team High Gun Male	Team High Gun Female
Novice	DNQ	DNQ	N/A	Gabriella Munger (28)
Jr. Varsity	DNQ	DNQ	Peter Kahnke (73)	N/A
Varsity	395	27	Dylan Drean (76)	Emily Foley (89)
Team Qualification	396	35		

* Indicates athlete's ranking among his/her Classification and Gender

** Indicates longest run of hits in reverse order. Used as a tie-breaker if necessary. Not all reverse runs are recorded.

DNQ indicates that the team did not qualify for the specified classification. A minimum of 5 athletes is required to compete in team competitions.

Team: Randolph High School

Athlete	Class	Gender	Rank*	Session 1 Score				Session 2 Score				Total	
				Rnd 1	Rnd 2	Sub-Total	Rev Run	Rnd 1	Rnd 2	Sub-Total	Rev Run	Total Score	Rev Run**
Dylan Anderson	V	M	T97	20	18	38	2	22	24	46	12	84	12
Andrew Brandner	JV	M	T123	19	18	37	0	13	20	33	7	70	7
Evan Heather	JV	M	T195	11	16	27	0	16	16	32	0	59	0
Ty Jenrich	N	M	T4	19	22	41	8	19	0	19	1	60	1
Ryan Mumm	V	M	T15	23	23	46	4	22	24	46	12	92	12
Daniel Ownbey	V	M	T251	15	16	31	1	17	14	31	0	62	0
Alex Ratzlaff	V	M	T218	16	17	33	0	19	20	39	2	72	2
Brandon Ratzlaff	V	M	T190	20	18	38	0	17	21	38	6	76	6
Meagan Ratzlaff	JV	F	T14	16	18	34	2	16	21	37	0	71	0

Lucas Sack	V	M	T73	23	23	46	4	17	23	40	18	86	18
Ethan Schultz	JV	M	T106	18	13	31	1	18	22	40	7	71	7
Carli Shorter	N	F	T6	16	16	32	4	16	0	16	0	48	0
Zach Sirinek	V	M	T38	21	22	43	2	22	24	46	4	89	4
Shae Staub	JV	M	204	14	14	28	2	16	13	29	0	57	0
Coy Tollefson	V	M	T106	22	19	41	10	19	23	42	13	83	13
Megan Widstrom	N	F	T44	11	7	18	0	15	0	15	4	33	4
Target Count				16	16	32		16	13	29		61	

Team Totals






	Team Total	Team Rank	Team High Gun Male	Team High Gun Female
Novice	DNQ	DNQ	Ty Jenrich (60)	Carli Shorter (48)
Jr. Varsity	328	30	Ethan Schultz (71)	Meagan Ratzlaff (71)
Varsity	434	9	Ryan Mumm (92)	N/A
Team Qualification	434	12		










* Indicates athlete's ranking among his/her Classification and Gender

** Indicates longest run of hits in reverse order. Used as a tie-breaker if necessary. Not all reverse runs are recorded.

DNQ indicates that the team did not qualify for the specified classification. A minimum of 5 athletes is required to compete in team competitions.

Team: Red Lake Falls High School

Athlete	Class	Gender	Rank*	Session 1 Score				Session 2 Score				Total	
				Rnd 1	Rnd 2	Sub-Total	Rev Run	Rnd 1	Rnd 2	Sub-Total	Rev Run	Total Score	Rev Run**
 Jake Duden	N	M	T26	14	19	33	5	15	0	15	0	48	0
 David Dufault	JV	M	T106	18	21	39	0	17	15	32		71	
 Mason Hanson	JV	M	T123	19	16	35	0	18	17	35	3	70	3
 Ethan Johnson	V	M	T106	20	22	42	3	19	22	41	3	83	3
 Jordan Johnson	V	M	T27	23	24	47	1	23	21	44	5	91	5

 Jordan Kasprowicz	N	M	T32	13	15	28	2	18	0	18	0	46	0
 Brandon Klipping	JV	M	T48	20	17	37	7	16	25	41	26	78	26
 Jaden Klipping	N	F	T36	10	13	23	1	14	0	14	4	37	4
 Logan Klipping	JV	M	T71	21	20	41	11	14	20	34	0	75	0
 Kurt Larson	JV	M	T71	20	18	38	0	19	18	37	4	75	4
 Caleb Novak	N	M	T28	14	19	33	3	14	0	14	0	47	0
 Tyee Seeger	JV	M	T63	19	20	39	1	22	15	37	1	76	1
 Matt Weiss	JV	M	T27	19	20	39	1	22	21	43	3	82	3
 Brandon Wiskow	V	M	T15	22	24	46	2	23	23	46	1	92	1
Target Count				14	14	28		14	10	24		52	

Team Totals




	Team Total	Team Rank	Team High Gun Male	Team High Gun Female
Novice	DNQ	DNQ	Jake Duden (48)	Jaden Klipping (37)
Jr. Varsity	386	10	Matt Weiss (82)	N/A
Varsity	DNQ	DNQ	Brandon Wiskow (92)	N/A
Team Qualification	426	18		















* Indicates athlete's ranking among his/her Classification and Gender

** Indicates longest run of hits in reverse order. Used as a tie-breaker if necessary. Not all reverse runs are recorded.

DNQ indicates that the team did not qualify for the specified classification. A minimum of 5 athletes is required to compete in team competitions.

Team: Redwood Valley High School

Athlete	Class	Gender	Rank*	Session 1 Score				Session 2 Score				Total	
				Rnd 1	Rnd 2	Sub-Total	Rev Run	Rnd 1	Rnd 2	Sub-Total	Rev Run	Total Score	Rev Run**
 Bryan Amberg	N	M	T37	14	15	29	0	15	0	15	4	44	4
 Riley Chams	N	M	T28	17	15	32	3	15	0	15	3	47	3
 Ashlyn Doering	N	F	1	25	19	44	1	21	0	21	0	65	0

 Kylie Doering	V	F	5	20	19	39	4	21	23	44	15	83	15
 Jayden Estebo	N	M	T32	14	16	30	1	16	0	16	1	46	1
 Jasmyne Fisher	N	F	16	13	14	27	1	18	0	18	7	45	7
 Luke Grannes	N	M	T32	18	13	31	3	15	0	15	1	46	1
 Kyle Lechner	N	M	1	24	24	48	16	20	0	20	5	68	5
 Shane Liebl	N	M	3	21	19	40	4	20	0	20	12	60	12
 Matt Lindbo	N	M	T37	14	15	29	1	15	0	15	0	44	0
 Logan Mann	N	M	T28	13	16	29	2	18	0	18	5	47	5
 Justus Probst	JV	M	T138	18	18	36	1	15	17	32	4	68	4
 Collin Raney	N	M	T7	20	19	39	1	20	0	20	1	59	1
 Colby Schroeder	N	M	T7	18	20	38	7	21	0	21	1	59	1
 Jacob Schroeder	JV	M	T5	21	23	44	4	22	23	45	0	89	0
 Jon Sweetman	N	M	T32	20	11	31	4	15	0	15	1	46	1
 Noah U'Ren	N	M	T37	14	14	28	0	16	0	16	7	44	7
Target Count				17	17	34		17	3	20		54	

Team Totals






	Team Total	Team Rank	Team High Gun Male	Team High Gun Female
Novice	311	1	Kyle Lechner (68)	Ashlyn Doering (65)
Jr. Varsity	DNQ	DNQ	Jacob Schroeder (89)	N/A
Varsity	DNQ	DNQ	N/A	Kylie Doering (83)
Team Qualification	DNQ	DNQ		






* Indicates athlete's ranking among his/her Classification and Gender

** Indicates longest run of hits in reverse order. Used as a tie-breaker if necessary. Not all reverse runs are recorded.

DNQ indicates that the team did not qualify for the specified classification. A minimum of 5 athletes is required to compete in team competitions.

Team: Richfield High School & Academy of Holy Angels

Athlete		Class	Gender	Rank*	Session 1 Score				Session 2 Score				Total	
					Rnd 1	Rnd 2	Sub-Total	Rev Run	Rnd 1	Rnd 2	Sub-Total	Rev Run	Total Score	Rev Run**
	Luke Allen	V	M	T183	21	22	43	2	19	15	34	3	77	3
	Melanie Arndt	N	F	T21	15	15	30	4	13	0	13	1	43	1
	Jacob Brindley	V	M	T124	22	21	43	3	19	20	39	2	82	2
	Kevin Brosam	V	M	T190	18	19	37	2	20	19	39	1	76	1
	Dominic Dahl	V	M	T86	22	20	42	0	20	23	43	7	85	7
	Adam Duren	V	M	T155	17	19	36	2	22	21	43	1	79	1
	Abigail Friedrich	V	F	13	16	14	30	1	14	19	33	2	63	2
	Carter Gabrielson	V	M	T86	19	22	41	0	23	21	44	1	85	1
	Connor Gabrielson	V	M	T199	18	20	38	10	18	19	37	2	75	2
	Maggie Hardy	V	F	7	16	23	39	6	20	18	38	2	77	2
	Alexander Hoover	JV	M	T208	8	14	22	0	16	17	33	1	55	1
	Matthew Hughes	V	M	T73	20	24	44	12	19	23	42	1	86	1
	Thomas Lehnherr	V	M	T124	19	19	38	0	21	23	44	20	82	20
	William Lehnherr	N	M	T63	11	11	22	1	15	0	15	0	37	0
	Emily Maleck	N	F	T9	20	15	35	0	12	0	12	2	47	2
	Joseph Maleck	JV	M	T161	13	16	29	2	17	18	35	4	64	4
	Andrew Marxer	V	M	T106	20	24	44	6	22	17	39	5	83	5
	Haley Marxer	JV	F	T23	14	18	32	5	17	15	32	1	64	1
	Andrew Mills	JV	M	T186	11	13	24	2	16	21	37	2	61	2
	Thomas Mills	JV	M	T38	20	18	38	10	20	22	42	9	80	9
	Matthew Podas	V	M	T59	22	22	44	3	20	23	43	4	87	4

 John Roscoe	V	M	T97	21	24	45	4	19	20	39	1	84	1
 Lauren Schmidt	JV	F	T23	11	17	28	2	14	22	36	4	64	4
 Alexander Vancampenhout	V	M	T155	19	19	38	1	21	20	41	2	79	2
 Zachary Vizecky	V	M	T155	18	21	39	18	19	21	40	8	79	8
 Matt Warmka	JV	M	T11	23	23	46	9	17	23	40	5	86	5
 Zijun (Vector) Zhang	V	M	T52	21	22	43	15	23	22	45	3	88	3
Target Count				27	27	54		27	24	51		105	

Team Totals






	Team Total	Team Rank	Team High Gun Male	Team High Gun Female
Novice	DNQ	DNQ	William Lehnherr (37)	Emily Maleck (47)
Jr. Varsity	358	23	Matt Warmka (86)	Lauren Schmidt (64)
Varsity	431	11	Zijun (Vector) Zhang (88)	Maggie Hardy (77)
Team Qualification	432	15		













* Indicates athlete's ranking among his/her Classification and Gender

** Indicates longest run of hits in reverse order. Used as a tie-breaker if necessary. Not all reverse runs are recorded.

DNQ indicates that the team did not qualify for the specified classification. A minimum of 5 athletes is required to compete in team competitions.

Team: South St. Paul High School

Athlete	Class	Gender	Rank*	Session 1 Score				Session 2 Score				Total	
				Rnd 1	Rnd 2	Sub-Total	Rev Run	Rnd 1	Rnd 2	Sub-Total	Rev Run	Total Score	Rev Run**
 Sydney Blaeser	JV	F	19	15	15	30	0	20	18	38	2	68	2
 Tyler Darrow	V	M	T97	21	20	41	0	23	20	43	1	84	1
 Dylan Engen	JV	M	T153	13	20	33	5	19	14	33	0	66	0
 Gunnar Engen	JV	M	T123	17	19	36	4	20	14	34	0	70	0
 Brett Fuchs	V	M	T38	23	21	44	5	22	23	45	7	89	7
Tyler Fuchs	V	M	T171	18	18	36	4	23	19	42	6	78	6

														
 Ryan Gingerich	JV	M	T88	18	19	37	1	16	20	36	1	73	1	
 Noah Hazard	V	M	T106	20	17	37	1	24	22	46	3	83	3	
 Connor Howe	JV	M	T186	16	18	34	2	13	14	27	0	61	0	
 Riley Jacobs	JV	M	T88	18	20	38	3	15	20	35	2	73	2	
 Michael Koich	V	M	T124	20	17	37	5	23	22	45	4	82	4	
 Nicolas Labrosse	V	M	T145	20	21	41	4	14	25	39	26	80	26	
 Alex Mamer	JV	M	T55	21	19	40	5	21	16	37	5	77	5	
 Sam Mamer	V	M	T38	22	22	44	12	22	23	45	3	89	3	
 Tyler Pederson	JV	M	T143	14	13	27	0	19	21	40	1	67	1	
 Andrew Rauschnot	JV	M	T205	14	12	26	1	16	14	30	1	56	1	
 Ron Schroeder	V	M	T106	22	18	40	2	21	22	43	11	83	11	
Target Count				17	17	34		17	17	34		68		

Team Totals

	Team Total	Team Rank	Team High Gun Male	Team High Gun Female
Novice	DNQ	DNQ	N/A	N/A
Jr. Varsity	361	22	Alex Mamer (77)	Sydney Blaeser (68)
Varsity	428	12	Sam Mamer (89)	N/A
Team Qualification	428	17		

* Indicates athlete's ranking among his/her Classification and Gender

** Indicates longest run of hits in reverse order. Used as a tie-breaker if necessary. Not all reverse runs are recorded.

DNQ indicates that the team did not qualify for the specified classification. A minimum of 5 athletes is required to compete in team competitions.

Team: St. Croix Lutheran High School

Athlete	Class	Gender	Rank*	Session 1 Score				Session 2 Score				Total		
				Rnd 1	Rnd 2	Sub-Total	Rev Run	Rnd 1	Rnd 2	Sub-Total	Rev Run	Total Score	Rev Run**	

Nicholas Berg	N	M	T54	17	13	30	9	10	0	10	0	40	0
Jared Bosak	JV	M	T191	15	16	31	1	11	18	29	1	60	1
Nate Dolan	N	M	81	8	6	14	0	6	0	6	1	20	1
Joshua Haberkorn	JV	M	T168	10	17	27	0	19	17	36	1	63	1
Allison Kulik	N	F	56	6	7	13	0	10	0	10	0	23	0
Jacob Langevin	JV	M	T48	16	22	38	11	18	22	40	5	78	5
Lindsey Malina	N	F	T32	15	10	25	1	14	0	14	0	39	0
Katherine Mitzner	JV	F	22	16	14	30	2	18	17	35	5	65	5
Vincent Rider	JV	M	T143	15	18	33	0	18	16	34	0	67	0
Target Count				9	9	18		9	5	14		32	

Team Totals




	Team Total	Team Rank	Team High Gun Male	Team High Gun Female
Novice	DNQ	DNQ	Nicholas Berg (40)	Lindsey Malina (39)
Jr. Varsity	333	28	Jacob Langevin (78)	Katherine Mitzner (65)
Varsity	DNQ	DNQ	N/A	N/A
Team Qualification	333	42		

















* Indicates athlete's ranking among his/her Classification and Gender

** Indicates longest run of hits in reverse order. Used as a tie-breaker if necessary. Not all reverse runs are recorded.

DNQ indicates that the team did not qualify for the specified classification. A minimum of 5 athletes is required to compete in team competitions.

Team: St. Louis Park High School

Athlete	Class	Gender	Rank*	Session 1 Score				Session 2 Score				Total	
				Rnd 1	Rnd 2	Sub-Total	Rev Run	Rnd 1	Rnd 2	Sub-Total	Rev Run	Total Score	Rev Run**
 Adam Ball	JV	M	T32	18	21	39	1	19	23	42	11	81	11
 Jacob Blue	JV	M	T32	18	21	39	1	21	21	42	6	81	6
 Luke Cichoski	V	M	T38	22	23	45	5	21	23	44	2	89	2

 Brin Feltl	JV	F	T12	19	17	36	1	19	18	37	4	73	4
 Hanna Fortmeyer	JV	F	2	22	21	43	2	24	19	43	3	86	3
 Felix Hengel	JV	M	2	23	24	47	21	22	22	44	7	91	7
 Jeffrey Hesteness	N	M	13	19	18	37	0	17	0	17	1	54	1
 Annie Jacobson	N	F	T49	11	11	22	1	8	0	8	2	30	2
 Cecil Jacobson	JV	M	T191	16	13	29	1	13	18	31	2	60	2
 Ariana Johnson	N	F	T28	10	13	23	3	17	0	17	2	40	2
 Anton Kleve	JV	M	1	23	22	45	14	24	25	49	37	94	37
 Cory Kleve	JV	M	T5	21	21	42	3	23	24	47	19	89	19
 Vanessa Levitan	N	F	T17	15	9	24	0	20	0	20	6	44	6
 Nathan Magdziarz-Rainey	JV	M	T43	18	22	40	5	20	19	39	0	79	0
 Jenene Novy	JV	F	T9	17	17	34	1	21	20	41	3	75	3
 William O' Brien	N	M	T60	9	12	21	2	17	0	17	6	38	6
 Thomas Pelowitz	JV	M										0	
 Peter Sherno	JV	M	T191	15	16	31	0	15	14	29	1	60	1
 Sam Swisher	N	M	T72	8	11	19	1	15	0	15	1	34	1
Target Count				18	18	36		18	12	30		66	

Team Totals




















	Team Total	Team Rank	Team High Gun Male	Team High Gun Female
Novice	210	9	Jeffrey Hesteness (54)	Vanessa Levitan (44)
Jr. Varsity	441	1	Anton Kleve (94)	Hanna Fortmeyer (86)
Varsity	DNQ	DNQ	Luke Cichoski (89)	N/A
Team Qualification	449	5		


* Indicates athlete's ranking among his/her Classification and Gender

** Indicates longest run of hits in reverse order. Used as a tie-breaker if necessary. Not all reverse runs are recorded.

DNQ indicates that the team did not qualify for the specified classification. A minimum of 5 athletes is required to compete in team competitions.

Team: Tracy Area High School

Athlete	Class	Gender	Rank*	Session 1 Score				Session 2 Score				Total	
				Rnd 1	Rnd 2	Sub-Total	Rev Run	Rnd 1	Rnd 2	Sub-Total	Rev Run	Total Score	Rev Run**
 Sam Bauer	N	M	12	23	17	40	0	16	0	16	0	56	0
 Logan Burns	N	M	T57	11	15	26	0	13	0	13	0	39	0
 Britta Byrne	JV	F	T32	16	14	30	3	12	16	28	1	58	1
 Daulton Carlson	V	M	256	12	8	20	0	13	18	31	3	51	3
 Riley Danielson	V	M	T183	22	22	44	6	19	14	33	0	77	0
 Trevor Eisfeld	JV	M	T88	15	17	32	3	21	20	41	0	73	0
 Alex Hamilton	V	M	T190	16	17	33	5	20	23	43	17	76	17
 Hannah Johnson	JV	F	T35	12	14	26	0	13	14	27	6	53	6
 Riley Kirk	V	M	T155	18	18	36	4	20	23	43	19	79	19
 Brady Lanoue	JV	M	T161	12	16	28	0	17	19	36	4	64	4
 Derek Larson	JV	M	T195	14	13	27	5	16	16	32	1	59	1
 Caleb Lasley	V	M	T106	22	23	45	7	22	16	38	4	83	4
 Miranda Lee	N	F	T24	13	17	30	3	11	0	11	0	41	0
 Nick Mitchell	JV	M	T106	15	17	32	2	21	18	39	3	71	3
 Lane Schmidt	V	M	T233	19	13	32	1	16	19	35	1	67	1
 Sawyer Schwartz	V	M	T171	18	19	37	1	19	22	41	11	78	11
 Zach Seager	V	M	T241	13	18	31	3	14	20	34	2	65	2
 Spencer Smith	V	M	T145	21	19	40	4	21	19	40	1	80	1
 Sara Stoneberg	N	F	T36	16	13	29	0	8	0	8	0	37	0

 Dylan Swan	V	M	T155	17	19	36	4	21	22	43	1	79	1
 Dylan Vandam	JV	M	T106	18	16	34	1	19	18	37	0	71	0
 Andrew Vogel	JV	M	T88	20	15	35	0	19	19	38	3	73	3
 Owen West	JV	M	T38	18	23	41	5	18	21	39	10	80	10
Target Count				23	23	46		23	19	42		88	

Team Totals

	Team Total	Team Rank	Team High Gun Male	Team High Gun Female
Novice	DNQ	DNQ	Sam Bauer (56)	Miranda Lee (41)
Jr. Varsity	368	17	Owen West (80)	Britta Byrne (58)
Varsity	399	24	Caleb Lasley (83)	N/A
Team Qualification	401	33		

* Indicates athlete's ranking among his/her Classification and Gender

** Indicates longest run of hits in reverse order. Used as a tie-breaker if necessary. Not all reverse runs are recorded.

DNQ indicates that the team did not qualify for the specified classification. A minimum of 5 athletes is required to compete in team competitions.

Team: Truman High School

Athlete	Class	Gender	Rank*	Session 1 Score				Session 2 Score				Total	
				Rnd 1	Rnd 2	Sub-Total	Rev Run	Rnd 1	Rnd 2	Sub-Total	Rev Run	Total Score	Rev Run**
Lars Fadness	JV	M	T168	14	13	27	1	17	19	36	4	63	4
Clay Gieseke	JV	M	T55	18	17	35	6	19	23	42	11	77	11
Micah Hudson	JV	M	4	25	22	47	0	22	21	43	0	90	0
Zach Jahnz	V	M	T7	22	23	45	6	24	25	49	35	94	35
Beth Kotewa	JV	F	T9	15	16	31	0	20	24	44	22	75	22
Thomas Kotewa	V	M	T15	23	25	48	29	20	24	44	16	92	16
Eli McDonald	JV	M	T43	15	22	37	10	22	20	42	10	79	10
Alissa Voyles	JV	F	4	16	20	36	0	23	22	45	0	81	0

Mitchell Wittmus	V	M	T73	22	21	43	11	20	23	43	0	86	0
Target Count				9	9	18		9	9	18		36	

Team Totals












	Team Total	Team Rank	Team High Gun Male	Team High Gun Female
Novice	DNQ	DNQ	N/A	N/A
Jr. Varsity	402	3	Micah Hudson (90)	Alissa Voyles (81)
Varsity	DNQ	DNQ	Zach Jahnz (94)	N/A
Team Qualification	443	7		











* Indicates athlete's ranking among his/her Classification and Gender

** Indicates longest run of hits in reverse order. Used as a tie-breaker if necessary. Not all reverse runs are recorded.

DNQ indicates that the team did not qualify for the specified classification. A minimum of 5 athletes is required to compete in team competitions.

Team: Two Harbors High School

Athlete	Class	Gender	Rank*	Session 1 Score				Session 2 Score				Total	
				Rnd 1	Rnd 2	Sub-Total	Rev Run	Rnd 1	Rnd 2	Sub-Total	Rev Run	Total Score	Rev Run**
 Eric Carlson	V	M	T212	16	19	35	3	20	18	38	1	73	1
 Donnie Gunter	N	M	T75	7	13	20	0	13	0	13	2	33	2
 Alexis Hanson	N	F	43	10	11	21	0	13	0	13	0	34	0
 Audrey Hanson	N	F	T14	13	14	27	2	19	0	19	0	46	0
 Katarina Hanson	N	F	T9	14	18	32	1	15	0	15	0	47	0
 Emily Haveri	N	F	T24	12	15	27	1	14	0	14	0	41	0
 Tyler Housey	JV	M										0	
 Andrew Hulst	JV	M	T5	22	25	47	28	23	19	42	6	89	6
 Hunter Johnson	JV	M	T82	18	20	38	1	21	15	36	4	74	4
 Joe Marker	V	M	T97	22	19	41	2	21	22	43	6	84	6
 Colton McCullough	V	M	T145	21	20	41	5	20	19	39	0	80	0

 Jed Miller	JV	M	T143	13	14	27	1	18	22	40	11	67	11
 Lucas Nelson	V	M	T145	18	23	41	7	20	19	39	4	80	4
 Isaac Nurmi	N	M	T72	3	19	22	0	12	0	12	1	34	1
 Gabe Poe	V	M	T233	15	19	34	1	17	16	33	1	67	1
 Samuel Poe	N	M	T14	19	15	34	1	19	0	19	4	53	4
 Ty Rustad	JV	M	T38	18	20	38	6	23	19	42	7	80	7
 Kate Thomasen	N	F	60	11	3	14	0	4	0	4	0	18	0
 Miles Thomasen	V	M	T38	21	24	45	15	22	22	44	4	89	4
 Jake Van Kekerix	JV	M	T27	18	19	37	11	22	23	45	1	82	1
 Jessie Vankekerix	N	F	48	12	11	23	0	8	0	8	0	31	0
Target Count				20	20	40		20	11	31		71	

Team Totals



	Team Total	Team Rank	Team High Gun Male	Team High Gun Female
Novice	221	6	Samuel Poe (53)	Katarina Hanson (47)
Jr. Varsity	392	6	Andrew Hulst (89)	N/A
Varsity	406	21	Miles Thomasen (89)	N/A
Team Qualification	424	21		


















* Indicates athlete's ranking among his/her Classification and Gender

** Indicates longest run of hits in reverse order. Used as a tie-breaker if necessary. Not all reverse runs are recorded.

DNQ indicates that the team did not qualify for the specified classification. A minimum of 5 athletes is required to compete in team competitions.

Team: Underwood High School

Athlete	Class	Gender	Rank*	Session 1 Score				Session 2 Score				Total	
				Rnd 1	Rnd 2	Sub-Total	Rev Run	Rnd 1	Rnd 2	Sub-Total	Rev Run	Total Score	Rev Run**
 Kyle Anderson	V	M	T15	23	22	45	12	23	24	47	4	92	4
 Logan Aune	V	M	T145	21	18	39	3	22	19	41	6	80	6

 Paige Bickett	V	F	2	20	22	42	7	22	23	45	3	87	3
 Matthew Biegler	JV	M	T21	22	17	39	0	22	22	44	9	83	9
 Elias Bless	V	M	T241	17	15	32	2	16	17	33	0	65	0
 Isaac Bless	JV	M	T100	17	17	34	1	19	19	38	6	72	6
 Hunter Bosek	JV	M	T15	24	21	45	11	23	16	39	2	84	2
 Brohde Fronning	N	M	T22	16	21	37	3	13	0	13	0	50	0
 Ryan Hansen	JV	M	T21	19	22	41	1	20	22	42	8	83	8
 Gavon Hoen	N	M	T7	21	20	41	0	18	0	18	2	59	2
 Addison Hoeper	V	M	T7	24	24	48	1	21	25	46	32	94	32
 Thomas Kaste	JV	M	T161	17	9	26	1	20	18	38	2	64	2
 Dustin Leitch	N	M	T7	19	21	40	0	19	0	19	0	59	0
 Christian Miller	JV	M										0	
 Drake Moore	JV	M	T48	23	17	40	8	20	18	38	4	78	4
 Irish Moore	JV	F	T35	13	15	28	1	12	13	25	0	53	0
 Slade Moore	V	M	T106	19	21	40	0	22	21	43	5	83	5
 Lucas Nelson	N	M										0	
 Adam Thormodson	JV	M	T63	19	19	38	0	20	18	38	0	76	0
Target Count				17	17	34		17	14	31		65	

Team Totals


















	Team Total	Team Rank	Team High Gun Male	Team High Gun Female
Novice	DNQ	DNQ	Dustin Leitch (59)	N/A
Jr. Varsity	404	2	Hunter Bosek (84)	Irish Moore (53)
Varsity	436	6	Addison Hoeper (94)	Paige Bickett (87)
Team Qualification	440	9		

* Indicates athlete's ranking among his/her Classification and Gender

** Indicates longest run of hits in reverse order. Used as a tie-breaker if necessary. Not all reverse runs are recorded.

DNQ indicates that the team did not qualify for the specified classification. A minimum of 5 athletes is required to compete in team competitions.

Team: Wabasha-Kellogg High School

Athlete	Class	Gender	Rank*	Session 1 Score				Session 2 Score				Total	
				Rnd 1	Rnd 2	Sub-Total	Rev Run	Rnd 1	Rnd 2	Sub-Total	Rev Run	Total Score	Rev Run**
 Brandon Burns	V	M	T7	21	23	44	0	25	25	50	50	94	50
 Lukas Busch	N	M	T32	16	11	27	0	19	0	19	1	46	1
 Cassie Fancher	N	F	T21	13	13	26	2	17	0	17	0	43	0
 Abbie Graner	JV	F	38	16	8	24	0	14	11	25	0	49	0
 Adam Graner	JV	M	T27	20	23	43	9	18	21	39	6	82	6
 Olyvia Horsman	N	F										0	
 Alex Lee	JV	M	T195	10	15	25	5	16	18	34	3	59	3
 Mason Maloney	JV	M	T71	21	18	39	5	17	19	36	3	75	3
 Abbie Meurer	N	F	T24	16	13	29	3	12	0	12	0	41	0
 Christian Prescher	V	M	T233	19	19	38	8	13	16	29	4	67	4
 Scott Rinehart	JV	M	T179	13	17	30	1	18	14	32	0	62	0
 Tanner Sanderson	V	M	T155	22	17	39	0	21	19	40	0	79	0
 Collin Schmoker	V	M	T38	23	18	41	7	24	24	48	10	89	10
 Grace Sholing	N	F	5	16	14	30	0	20	0	20	2	50	2
 Scott Stoll	V	M	254	14	15	29	0	14	17	31	0	60	0
 Tyler Vincek	V	M	T145	20	17	37	6	23	20	43	1	80	1
 Elliot Wise	V	M	T86	22	18	40	2	21	24	45	0	85	0
Target Count				16	16	32		16	12	28		60	

Team Totals

	Team Total	Team Rank	Team High Gun Male	Team High Gun Female
Novice	DNQ	DNQ	Lukas Busch (46)	Grace Sholing (50)
Jr. Varsity	327	31	Adam Graner (82)	Abbie Graner (49)
Varsity	427	13	Brandon Burns (94)	N/A
Team Qualification	430	16		

* Indicates athlete's ranking among his/her Classification and Gender

** Indicates longest run of hits in reverse order. Used as a tie-breaker if necessary. Not all reverse runs are recorded.

DNQ indicates that the team did not qualify for the specified classification. A minimum of 5 athletes is required to compete in team competitions.

Team: Wabasso High School

Athlete	Class	Gender	Rank*	Session 1 Score				Session 2 Score				Total	
				Rnd 1	Rnd 2	Sub-Total	Rev Run	Rnd 1	Rnd 2	Sub-Total	Rev Run	Total Score	Rev Run**
Trent Anderson	JV	M	T15	18	25	43	29	20	21	41	5	84	5
Noah Arends	N	M										0	
Justin Bernardy	N	M	T54	13	11	24	0	16	0	16	1	40	1
Dylan Cannon	V	M	T207	20	16	36	1	20	18	38	2	74	2
Jarvis Deprez	N	M	T22	15	17	32	4	18	0	18	0	50	0
Joshua Deprez	JV	M	T106	16	15	31	3	20	20	40	3	71	3
Jaxon Fischer	JV	M	T63	16	19	35	9	19	22	41	0	76	0
Devon Heiling	JV	M	T168	17	13	30	1	19	14	33	0	63	0
Isaac Hertling	JV	M	T48	22	18	40	1	19	19	38	0	78	0
Myra Hertling	N	F	T32	13	10	23	3	16	0	16	10	39	10
Ryan Liebl	N	M	T17	15	18	33	0	19	0	19	3	52	3
Nick Ludwig	V	M	T218	16	16	32	0	21	19	40	3	72	3
Autumn Marcus	N	F	47	11	11	22	0	10	0	10	0	32	0

Brianna Salfer	N	F	T28	12	13	25	1	15	0	15	4	40	4
Emma Salfer	N	F	T17	11	20	31	7	13	0	13	1	44	1
Jayden Schulte	V	M	T155	20	21	41	5	16	22	38	5	79	5
Shayla Schulte	N	F	T6	16	18	34	2	14	0	14	0	48	0
Carl Swedzinski	V	M	T5	24	24	48	18	23	24	47	24	95	24
Ti Trost	N	M	T63	9	12	21	1	16	0	16	1	37	1
Michael Turbes	JV	M	T43	18	18	36	5	22	21	43	0	79	0
Lance Wagner	JV	M	T21	15	22	37	2	22	24	46	10	83	10
Logan Wagner	V	M	T246	16	18	34	1	17	13	30	0	64	0
Luke Wagner	JV	M	T88	14	17	31	1	21	21	42	7	73	7
Target Count				22	22	44		22	13	35		79	

Team Totals

	Team Total	Team Rank	Team High Gun Male	Team High Gun Female
Novice	234	5	Ryan Liebl (52)	Shayla Schulte (48)
Jr. Varsity	400	4	Trent Anderson (84)	N/A
Varsity	384	30	Carl Swedzinski (95)	N/A
Team Qualification	420	22		

* Indicates athlete's ranking among his/her Classification and Gender

** Indicates longest run of hits in reverse order. Used as a tie-breaker if necessary. Not all reverse runs are recorded.

DNQ indicates that the team did not qualify for the specified classification. A minimum of 5 athletes is required to compete in team competitions.

Team: Wheaton High School

Athlete	Class	Gender	Rank*	Session 1 Score				Session 2 Score				Total	
				Rnd 1	Rnd 2	Sub-Total	Rev Run	Rnd 1	Rnd 2	Sub-Total	Rev Run	Total Score	Rev Run**
Dustin Birchem	V	M	T171	17	19	36	0	22	20	42	11	78	11
Logan Birchem	V	M	T171	19	19	38	1	20	20	40	0	78	0

USA Clay Target League Scoring System

Luke Boss	V	M	T183	20	20	40	1	17	20	37	0	77	0
Nick Carlson	V	M	T106	20	17	37	1	23	23	46	10	83	10
Ben Findlay	V	M	T199	17	21	38	5	17	20	37	0	75	0
Paul Hervey	V	M	T86	20	21	41	8	20	24	44	22	85	22
Steven Hervey	V	M	T138	21	20	41	0	20	20	40	4	81	4
Alex Johannsen	V	M	T249	17	17	34	1	15	14	29	0	63	0
Mitchell Johannsen	V	M	T11	20	25	45	37	25	23	48	8	93	8
Brandon Johnson	V	M	T190	18	18	36	2	19	21	40	3	76	3
Hunter Johnson	V	M	1	25	24	49	3	25	24	49	19	98	19
Samantha Lupkes	V	F	6	20	22	42	17	18	21	39	7	81	7
Rueben Lyngaas	V	M	T155	18	22	40	8	20	19	39	0	79	0
Isaac Minion	V	M	257	7	7	14	4	8	7	15	1	29	1
Jace Olson	V	M	T251	14	18	32	1	16	14	30	0	62	0
Jacob Pederson	V	M	T32	23	20	43	10	23	24	47	6	90	6
Madison Tohm	V	F	8	19	17	36	4	19	21	40	12	76	12
Target Count				17	17	34		17	17	34		68	

Team Totals

	Team Total	Team Rank	Team High Gun Male	Team High Gun Female
Novice	DNQ	DNQ	N/A	N/A
Jr. Varsity	DNQ	DNQ	N/A	N/A
Varsity	449	3	Hunter Johnson (98)	Samantha Lupkes (81)
Team Qualification	449	3		

* Indicates athlete's ranking among his/her Classification and Gender

** Indicates longest run of hits in reverse order. Used as a tie-breaker if necessary. Not all reverse runs are recorded.

DNQ indicates that the team did not qualify for the specified classification. A minimum of 5 athletes is required to compete in team competitions.

Team: Worthington High School

Athlete	Class	Gender	Rank*	Session 1 Score				Session 2 Score				Total	
				Rnd 1	Rnd 2	Sub-Total	Rev Run	Rnd 1	Rnd 2	Sub-Total	Rev Run	Total Score	Rev Run**
Tanner Barrie	V	M	T15	23	23	46	6	25	21	46	6	92	6
Donovan Bruns	V	M	T27	23	21	44	7	24	23	47	1	91	1
Zach Bruns	V	M	T15	25	22	47	2	23	22	45	9	92	9
Evan Eggers	V	M	T73	20	21	41	3	23	22	45	1	86	1
Gavin Engelkes	V	M	T226	19	17	36	0	17	17	34	2	70	2
Cody Gravenhof	V	M	T38	21	22	43	9	22	24	46	13	89	13
Hunter Heitkamp	V	M	T145	19	20	39	0	23	18	41	1	80	1
Brandon Kempema	V	M										0	
Greg Kern	V	M	T155	19	23	42	2	17	20	37	0	79	0
Austin Klaassen	V	M	T5	23	23	46	17	24	25	49	46	95	46
D J Lambert	V	M	T124	19	22	41	0	20	21	41	2	82	2
Erik Landgaard	V	M	T15	20	24	44	12	24	24	48	7	92	7
Gage Langerud	V	M	T11	21	24	45	0	24	24	48	7	93	7
Max Langerud	JV	M										0	
Beau Loosbrock	V	M										0	
Joshua Majerus	V	M	T32	24	22	46	11	22	22	44	5	90	5
Taylor McCarvel	JV	M	T82	20	17	37	2	21	16	37	1	74	1
Jacob Neuberger	JV	M	T15	18	22	40	3	23	21	44	6	84	6
Theodora Oputa	N	F	T32	11	13	24	2	15	0	15	0	39	0
Vince Riley	JV	M	T179	18	17	35	8	13	14	27	2	62	2

Jaimie Ross	JV	F	T6	20	20	40	1	19	18	37	6	77	6
Tyson Scholtes	V	M	T59	20	19	39	0	24	24	48	6	87	6
Tucker Sievers	V	M										0	
Marshall Taylor	V	M	T155	18	21	39	0	22	18	40	0	79	0
Target Count				20	20	40		20	19	39		79	

Team Totals









	Team Total	Team Rank	Team High Gun Male	Team High Gun Female
Novice	DNQ	DNQ	N/A	Theodora Oputa (39)
Jr. Varsity	DNQ	DNQ	Jacob Neuberger (84)	Jaimie Ross (77)
Varsity	464	1	Austin Klaassen (95)	N/A
Team Qualification	464	1		


* Indicates athlete's ranking among his/her Classification and Gender

** Indicates longest run of hits in reverse order. Used as a tie-breaker if necessary. Not all reverse runs are recorded.

DNQ indicates that the team did not qualify for the specified classification. A minimum of 5 athletes is required to compete in team competitions.

Team: Zumbrota-Mazeppa High School

Athlete	Class	Gender	Rank*	Session 1 Score				Session 2 Score				Total	
				Rnd 1	Rnd 2	Sub-Total	Rev Run	Rnd 1	Rnd 2	Sub-Total	Rev Run	Total Score	Rev Run**
 Dean Anderson	JV	M	T15	20	20	40	8	23	21	44	0	84	0
 Tristan Johnson	V	M	T59	22	20	42	3	21	24	45	23	87	23
 Ben Klapperich	V	M	T38	22	23	45	7	22	22	44	2	89	2
 Dalton Ludington	V	M	T241	17	16	33	0	15	17	32	0	65	0
 Weston Mehrkens	JV	M	T88	22	20	42	1	15	16	31	4	73	4
 Zach Miller	V	M	T59	21	23	44	5	19	24	43	7	87	7
 Amber Mitchell	JV	F	17	16	17	33	0	16	21	37	12	70	12
 Alex Nelson	V	M	T230	14	18	32	0	18	18	36	5	68	5

 Aubrey Reuter	JV	F	5	21	18	39	1	19	21	40	8	79	8
 Brittany Sanborn	JV	F	20	13	14	27	1	17	23	40	12	67	12
 Zach Stensrud	V	M	T155	18	22	40	2	19	20	39	2	79	2
 Eric Swanson	V	M	T86	20	20	40	0	23	22	45	21	85	21
Target Count				12	12	24		12	12	24		48	

Team Totals

	Team Total	Team Rank	Team High Gun Male	Team High Gun Female
Novice	DNQ	DNQ	N/A	N/A
Jr. Varsity	373	15	Dean Anderson (84)	Aubrey Reuter (79)
Varsity	427	14	Ben Klapperich (89)	N/A
Team Qualification	432	14		

* Indicates athlete's ranking among his/her Classification and Gender

** Indicates longest run of hits in reverse order. Used as a tie-breaker if necessary. Not all reverse runs are recorded.

DNQ indicates that the team did not qualify for the specified classification. A minimum of 5 athletes is required to compete in team competitions.

Thank You to our Sponsors

Minnesota Youth
Shooting Foundation



