



Search for team:

Search athlete last name:

OR

Tournament Date:

June 14, 2016 - Class 1A

Report:

Leaderboard - Overall

FINAL RESULTS

## LEADERBOARD - OVERALL

Standings below indicate current ranking until "FINAL RESULTS" are posted.

### High Gun - Novice - Male

Athlete Last Name	Athlete First Name	Team Name	Total Score	Rank	Reverse Run*
Mosloff	Patrick	Dilworth-Glyndon-Felton High School	68	1	
Cuchna	Isaac	Dilworth-Glyndon-Felton High School	65	2	
Morris	Cody	Lourdes High School	63	3	7

### High Gun - Novice - Female

Athlete Last Name	Athlete First Name	Team Name	Total Score	Rank	Reverse Run*
Anderson	Tessa	Marshall County Central High School	57	1	3
Olson	Leanna	South Ridge School	57	2	1
Carter	Emily	West Lutheran High School	55	3	

### High Gun - Jr. Varsity - Male

Athlete Last Name	Athlete First Name	Team Name	Total Score	Rank	Reverse Run*
Davis	Caleb	Park Christian School	93	1	
Scharffbillig	Brennon	North High School	91	2	
Jaster	Jordan	Spring Grove High School	90	3	

## High Gun - Jr. Varsity - Female

Athlete Last Name	Athlete First Name	Team Name	Total Score	Rank	Reverse Run*
Pehler	Kiana	Rushford-Peterson High School	88	1	
O'Hern	Olivia	Deer River High School	83	2	
Rockensock	Beth	Menahga High School	80	3	

## High Gun - Varsity - Male

Athlete Last Name	Athlete First Name	Team Name	Total Score	Rank	Reverse Run*
Hjelmer	Brandon	St. James High School	97	1	67
Kiesow	Jaden	Grygla-Gatzke High School	97	2	37
Schroeder	David	Pine River-Backus High School	97	3	11

## High Gun - Varsity - Female

Athlete Last Name	Athlete First Name	Team Name	Total Score	Rank	Reverse Run*
Ziebell	Mckenzie	Glenville-Emmons High School	91	1	
Luksik	Kaitlyn	Pillager High School	89	2	
Nadgwick	Jasmyne	Norman County East High School	86	3	

## High Gun - OVERALL

Athlete Last Name	Athlete First Name	Team Name	Total Score	Rank	Reverse Run*
Hjelmer	Brandon	St. James High School	97	1	67
Kiesow	Jaden	Grygla-Gatzke High School	97	2	37
Schroeder	David	Pine River-Backus High School	97	3	11

## TEAM TOTAL WINNERS

## Team Totals - Novice

Team Name	Team Total	Rank	High Gun
Dilworth-Glyndon-Felton High School	279	1	
Hancock High School	267	2	
Hinckley-Finlayson High School	255	3	

## Team Totals - Jr. Varsity

Team Name	Team Total	Rank	High Gun
Rothsay High School	406	1	

Pillager High School	401	2	
Milaca High School	398	3	

## Team Totals - Varsity

Team Name	Team Total	Rank	High Gun
St. James High School	459	1	
Pillager High School	449	2	
William Kelley High School	447	3	

## Team Totals - Overall

Team Name	Team Total	Rank	High Gun
St. James High School	459	1	
Spring Grove High School	455	2	
Pillager High School	449	3	
William Kelley High School	447	4	
Winona High School	444	5	
Milaca High School	443	6	
Eden Valley-Watkins High School	432	7	
Glenville-Emmons High School	431	8	
Osakis High School	429	9	
Red Lake County Central High School	423	10	91
Rothsay High School	423	11	89 89 87

■ Indicates teams qualifying for the State Tournament.

Thank You to our Sponsors





Minnesota Youth  
Shooting Foundation



**SCHEELS**



**MARK  
ZAUHAR**





Search for team:

Search athlete last name:

OR

Tournament Date:

Report:

June 14, 2016 - Class 1A

Tournament Scoring Summary

FINAL RESULTS

# Tournament Scoring Summary

Team: Ashby High School

Athlete	Class	Gender	Rank*	Session 1 Score				Session 2 Score				Total	
				Rnd 1	Rnd 2	Sub-Total	Rev Run	Rnd 1	Rnd 2	Sub-Total	Rev Run	Total Score	Rev Run**
Eric Amundson	V	M	T203	19	18	37	0	17	16	33	3	70	3
Aaron Dahlen	JV	M	T198	16	15	31	0	14	13	27	0	58	0
Dakota Ecker	JV	M	T198	11	11	22	2	16	20	36	9	58	9
Vincent Finkelson	JV	M	T184	16	13	29	4	17	15	32	2	61	2
Cody Fults	JV	M	T161	19	16	35	1	16	15	31	0	66	0
Ben Funkhouser	JV	M	T102	17	22	39	0	20	14	34	0	73	0
Zander Hanson	JV	M	238	9	3	12	0	5	8	13	1	25	1
Ganon Heinrich	JV	M	T208	17	18	35	5	12	9	21	0	56	0
Noah Johnson	JV	M	T113	18	19	37	4	17	18	35	5	72	5
Elli Johnsrud	JV	F	T22	13	18	31	3	15	19	34	0	65	0
Christian Koefod	V	M	T174	13	20	33	5	21	20	41	2	74	2

Courtney Koefod	JV	F	41	5	10	15	0	15	13	28	1	43	1
Levi Miller	JV	M	T37	22	18	40	3	19	22	41	3	81	3
Cooper Omang	V	M	T147	21	23	44	3	19	15	34	2	78	2
Ethan Roley	JV	M	T234	9	10	19	0	8	12	20	2	39	2
Austin Schroeder	V	M	T68	24	23	47	6	20	19	39	1	86	1
Alena Shores	JV	F	T9	22	19	41	0	15	18	33	0	74	0
Benton Stadsvold	V	M	T227	12	16	28	1	16	19	35	0	63	0
Michael Vansanten	JV	M	T172	14	17	31	2	17	16	33	2	64	2
Miles Wing	JV	M	T133	22	15	37	3	17	16	33	2	70	2
<b>Target Count</b>				20	20	40		20	20	40		80	

## Team Totals

	Team Total	Team Rank	Team High Gun Male	Team High Gun Female
<b>Novice</b>	DNQ	DNQ	N/A	N/A
<b>Jr. Varsity</b>	370	12	Levi Miller (81)	Alena Shores (74)
<b>Varsity</b>	371	27	Austin Schroeder (86)	N/A
<b>Team Qualification</b>	393	31		

\* Indicates athlete's ranking among his/her Classification and Gender

\*\* Indicates longest run of hits in reverse order. Used as a tie-breaker if necessary. Not all reverse runs are recorded.

DNQ indicates that the team did not qualify for the specified classification. A minimum of 5 athletes is required to compete in team competitions.

## Team: Atwater Cosmos Grove City High School

Athlete	Class	Gender	Rank*	Session 1 Score				Session 2 Score				Total	
				Rnd 1	Rnd 2	Sub-Total	Rev Run	Rnd 1	Rnd 2	Sub-Total	Rev Run	Total Score	Rev Run**
Jacob Boonstra	N	M	135	1	3	4	0	11	0	11	0	15	0
Mia Dahl	JV	F	16	15	16	31	3	16	22	38	2	69	2

Paige Dahl	JV	F	T6	18	18	36	2	19	22	41	6	77	6
Austin Egge	V	M	T238	16	13	29	1	16	13	29	1	58	1
Riley Gades	V	M										0	
Dillon Gratz	JV	M	T221	11	14	25	0	12	13	25	3	50	3
Zack Hinthier	V	M	T241	12	15	27	0	16	13	29	5	56	5
Malcomb Ludwig	JV	M										0	
Brodie Maresch	JV	M	T188	13	12	25	0	20	15	35	6	60	6
Craig Tjaden	JV	M										0	
Alyssa Wartman	N	F	T48	8	12	20	0	7	0	7	0	27	0
Matthew Wartman	JV	M	T145	18	15	33	0	18	17	35	5	68	5
<b>Target Count</b>				9	9	18		9	7	16		34	

## Team Totals

	Team Total	Team Rank	Team High Gun Male	Team High Gun Female
<b>Novice</b>	DNQ	DNQ	Jacob Boonstra (15)	Alyssa Wartman (27)
<b>Jr. Varsity</b>	324	24	Matthew Wartman (68)	Paige Dahl (77)
<b>Varsity</b>	DNQ	DNQ	Austin Egge (58)	N/A
<b>Team Qualification</b>	332	53		

\* Indicates athlete's ranking among his/her Classification and Gender

\*\* Indicates longest run of hits in reverse order. Used as a tie-breaker if necessary. Not all reverse runs are recorded.

DNQ indicates that the team did not qualify for the specified classification. A minimum of 5 athletes is required to compete in team competitions.

## Team: Bertha-Hewitt High School

Athlete	Class	Gender	Rank*	Session 1 Score				Session 2 Score				Total	
				Rnd 1	Rnd 2	Sub-Total	Rev Run	Rnd 1	Rnd 2	Sub-Total	Rev Run	Total Score	Rev Run**
Andrew Becker	JV	M	T69	16	21	37	3	19	21	40	5	77	5
Caleb Klimek	JV	M	T24	22	20	42	0	22	19	41	1	83	1

Matt Powers	JV	M	T231	10	11	21	0	5	17	22	0	43	0
Brandi Sarff	N	F	T40	11	14	25	0	6	0	6	0	31	0
<b>Target Count</b>				4	4	8		4	3	7		15	

## Team Totals











	Team Total	Team Rank	Team High Gun Male	Team High Gun Female
<b>Novice</b>	DNQ	DNQ	N/A	Brandi Sarff (31)
<b>Jr. Varsity</b>	DNQ	DNQ	Caleb Klimek (83)	N/A
<b>Varsity</b>	DNQ	DNQ	N/A	N/A
<b>Team Qualification</b>	DNQ	DNQ		

\* Indicates athlete's ranking among his/her Classification and Gender






\*\* Indicates longest run of hits in reverse order. Used as a tie-breaker if necessary. Not all reverse runs are recorded.

DNQ indicates that the team did not qualify for the specified classification. A minimum of 5 athletes is required to compete in team competitions.

## Team: Blackduck High School

Athlete	Class	Gender	Rank*	Session 1 Score				Session 2 Score				Total	
				Rnd 1	Rnd 2	Sub-Total	Rev Run	Rnd 1	Rnd 2	Sub-Total	Rev Run	Total Score	Rev Run**
 Brian Denny	JV	M	T31	20	21	41	1	20	21	41	10	82	10
 Calvin Eckstrom	JV	M	T194	12	14	26	1	15	18	33	0	59	0
 Mort Eckstrom	V	M	T106	20	21	41	6	24	17	41	6	82	6
 Joe Long	JV	M	T47	25	18	43	1	19	18	37	1	80	1
 Toni Long	V	F	4	19	20	39	1	21	20	41	4	80	4
 Ethan Merrill	JV	M										0	
 Andy Metzler	JV	M	T145	21	18	39	2	14	15	29	3	68	3
 Emily Notsch	JV	F	25	13	17	30	4	14	19	33	10	63	10
 Hattie Notsch	V	F	T5	20	20	40	9	18	18	36	2	76	2
 Hunter Reeves	V	M	T44	20	23	43	6	21	24	45	24	88	24



 Jordan Reeves	V	M	T157	19	20	39	0	19	19	38	0	77	0
 Luke Reiplinger	V	M	T84	18	25	43	26	21	20	41	1	84	1
 Billy Roberts	N	M	T43	20	14	34	0	16	0	16	0	50	0
 Johnathan Smid	V	M	T219	17	16	33	4	16	18	34	3	67	3
 Mason Smid	N	M	T76	17	16	33	3	12	0	12	0	45	0
<b>Target Count</b>				14	14	28		14	12	26		54	

## Team Totals








	Team Total	Team Rank	Team High Gun Male	Team High Gun Female
<b>Novice</b>	DNQ	DNQ	Billy Roberts (50)	N/A
<b>Jr. Varsity</b>	352	20	Brian Denny (82)	Emily Notsch (63)
<b>Varsity</b>	411	15	Hunter Reeves (88)	Toni Long (80)
<b>Team Qualification</b>	416	18		











\* Indicates athlete's ranking among his/her Classification and Gender

\*\* Indicates longest run of hits in reverse order. Used as a tie-breaker if necessary. Not all reverse runs are recorded.

DNQ indicates that the team did not qualify for the specified classification. A minimum of 5 athletes is required to compete in team competitions.

## Team: Blake School

Athlete	Class	Gender	Rank*	Session 1 Score				Session 2 Score				Total	
				Rnd 1	Rnd 2	Sub-Total	Rev Run	Rnd 1	Rnd 2	Sub-Total	Rev Run	Total Score	Rev Run**
 Dylan Abernathy	V	M	T157	22	15	37	0	19	21	40	1	77	1
 Taylor Abernathy	N	F										0	
 Callie Abraham	JV	F	44	17	10	27	0					27	
 Julia Abraham	N	F										0	
 Kevin Ahn	V	M	T13	22	24	46	20	23	23	46	17	92	17
 Kelly Brakken	N	F	T15	16	17	33	0	10	0	10	0	43	0
 Edmund Chute	V	M	T138	21	22	43	1	17	19	36	7	79	7

 Sarah Chute	N	F	T35	11	9	20	0	14	0	14	1	34	1
 Chloe Countryman	N	F										0	
 Andrew Dietrich	JV	M	T145	14	17	31	0	19	18	37	1	68	1
 Roscoe Ide	V	M	T27	22	22	44	7	22	24	46	21	90	21
 Franklin Linderman	V	M	T138	20	20	40	0	20	19	39	2	79	2
 Colin Plunkett	N	M										0	
 Dominic Reyes	JV	M	T188	16	15	31	3	13	16	29	1	60	1
 Logan Sudeith	JV	M	233	8	13	21	3	9	10	19	0	40	0
 Jade Sund	N	F	T52	4	7	11	2	10	0	10	0	21	0
 Grant Winkey	JV	M	T102	20	16	36	2	19	18	37	1	73	1
<b>Target Count</b>				13	13	26		12	9	21		47	

## Team Totals



	Team Total	Team Rank	Team High Gun Male	Team High Gun Female
<b>Novice</b>	DNQ	DNQ	N/A	Kelly Brakken (43)
<b>Jr. Varsity</b>	268	32	Grant Winkey (73)	Callie Abraham (27)
<b>Varsity</b>	417	11	Kevin Ahn (92)	N/A
<b>Team Qualification</b>	417	15		






\* Indicates athlete's ranking among his/her Classification and Gender

\*\* Indicates longest run of hits in reverse order. Used as a tie-breaker if necessary. Not all reverse runs are recorded.

DNQ indicates that the team did not qualify for the specified classification. A minimum of 5 athletes is required to compete in team competitions.

## Team: Blooming Prairie High School

Athlete	Class	Gender	Rank*	Session 1 Score				Session 2 Score				Total	
				Rnd 1	Rnd 2	Sub-Total	Rev Run	Rnd 1	Rnd 2	Sub-Total	Rev Run	Total Score	Rev Run**
 Boone Carlson	V	M	T168	17	22	39	0	18	18	36	5	75	5
 Cole Christianson	V	M	T203	12	19	31	2	19	20	39	14	70	14

 Talon Kent	V	M	T174	21	19	40	5	18	16	34	0	74	0
 Colton Krell	V	M										0	
 Carter Millam	V	M	T182	14	18	32	5	22	19	41	3	73	3
 Zachary Sisler	V	M	T68	20	20	40	0	24	22	46	5	86	5
 Karson Vigeland	V	M	T225	18	13	31	0	17	16	33	1	64	1
<b>Target Count</b>				6	6	12		6	6	12		24	

## Team Totals

	Team Total	Team Rank	Team High Gun Male	Team High Gun Female
<b>Novice</b>	DNQ	DNQ	N/A	N/A
<b>Jr. Varsity</b>	DNQ	DNQ	N/A	N/A
<b>Varsity</b>	378	24	Zachary Sisler (86)	N/A
<b>Team Qualification</b>	378	43		

\* Indicates athlete's ranking among his/her Classification and Gender

\*\* Indicates longest run of hits in reverse order. Used as a tie-breaker if necessary. Not all reverse runs are recorded.

DNQ indicates that the team did not qualify for the specified classification. A minimum of 5 athletes is required to compete in team competitions.

## Team: Bloomington Kennedy High School

Athlete	Class	Gender	Rank*	Session 1 Score				Session 2 Score				Total	
				Rnd 1	Rnd 2	Sub-Total	Rev Run	Rnd 1	Rnd 2	Sub-Total	Rev Run	Total Score	Rev Run**
Tucker Brisson	V	M	T33	20	24	44	9	21	24	45	23	89	23
John Flippo	JV	M										0	
Kaleb Flippo	N	M										0	
Eli Jeans	JV	M	T78	19	21	40	2	19	17	36	0	76	0
Joe Jeans	N	M	T51	19	15	34	1	15	0	15	0	49	0
Kole Krause	JV	M	T139	15	17	32	5	19	18	37	1	69	1
Elizabeth Ransom	N	F	54	3	4	7	0	3	0	3	0	10	0

Billy Reineccius	V	M	T241	15	13	28	0	12	16	28	0	56	0
Joey Reineccius	JV	M	T97	17	19	36	1	24	14	38	1	74	1
Gavin Robinson	JV	M	T145	19	14	33	1	19	16	35	1	68	1
Austin Soderlind	V	M	T147	19	22	41	0	19	18	37	0	78	0
Jimmy Willett	JV	M	T139	15	19	34	2	18	17	35	1	69	1
<b>Target Count</b>				10	10	20		10	8	18		38	

## Team Totals

	Team Total	Team Rank	Team High Gun Male	Team High Gun Female
<b>Novice</b>	DNQ	DNQ	Joe Jeans (49)	Elizabeth Ransom (10)
<b>Jr. Varsity</b>	356	18	Eli Jeans (76)	N/A
<b>Varsity</b>	DNQ	DNQ	Tucker Brisson (89)	N/A
<b>Team Qualification</b>	386	38		

\* Indicates athlete's ranking among his/her Classification and Gender

\*\* Indicates longest run of hits in reverse order. Used as a tie-breaker if necessary. Not all reverse runs are recorded.

DNQ indicates that the team did not qualify for the specified classification. A minimum of 5 athletes is required to compete in team competitions.

## Team: BOLD High School

Athlete	Class	Gender	Rank*	Session 1 Score				Session 2 Score				Total	
				Rnd 1	Rnd 2	Sub-Total	Rev Run	Rnd 1	Rnd 2	Sub-Total	Rev Run	Total Score	Rev Run**
Dallas Coons	V	M	T13	23	22	45	1	23	24	47	10	92	10
Brenden Dunn	JV	M	T121	19	19	38	8	16	17	33	3	71	3
Jake Evenson	N	M	T35	14	18	32	3	20	0	20	2	52	2
Cal Husske	JV	M	T61	20	19	39	2	19	20	39	3	78	3
Karl Kosak	N	M	T86	12	14	26	0	17	0	17	2	43	2
Dainika Ziesmer	N	F	T48	9	7	16	1	11	0	11	1	27	1
<b>Target Count</b>				6	6	12		6	3	9		21	

## Team Totals

	Team Total	Team Rank	Team High Gun Male	Team High Gun Female
<b>Novice</b>	DNQ	DNQ	Jake Evenson (52)	Dainika Ziesmer (27)
<b>Jr. Varsity</b>	DNQ	DNQ	Cal Husske (78)	N/A
<b>Varsity</b>	DNQ	DNQ	Dallas Coons (92)	N/A
<b>Team Qualification</b>	DNQ	DNQ		

\* Indicates athlete's ranking among his/her Classification and Gender

\*\* Indicates longest run of hits in reverse order. Used as a tie-breaker if necessary. Not all reverse runs are recorded.

DNQ indicates that the team did not qualify for the specified classification. A minimum of 5 athletes is required to compete in team competitions.

## Team: Braham High School

Athlete	Class	Gender	Rank*	Session 1 Score				Session 2 Score				Total	
				Rnd 1	Rnd 2	Sub-Total	Rev Run	Rnd 1	Rnd 2	Sub-Total	Rev Run	Total Score	Rev Run**
Tyler Heikes	N	M	T83	17	12	29	1	15	0	15	2	44	2
<b>Target Count</b>				1	1	2		1		1		3	

## Team Totals

	Team Total	Team Rank	Team High Gun Male	Team High Gun Female
<b>Novice</b>	DNQ	DNQ	Tyler Heikes (44)	N/A
<b>Jr. Varsity</b>	DNQ	DNQ	N/A	N/A
<b>Varsity</b>	DNQ	DNQ	N/A	N/A
<b>Team Qualification</b>	DNQ	DNQ		

\* Indicates athlete's ranking among his/her Classification and Gender

\*\* Indicates longest run of hits in reverse order. Used as a tie-breaker if necessary. Not all reverse runs are recorded.

DNQ indicates that the team did not qualify for the specified classification. A minimum of 5 athletes is required to compete in team competitions.

## Team: Browerville High School

Athlete	Class	Gender	Rank*	Session 1 Score				Session 2 Score				Total	
				Rnd 1	Rnd 2	Sub-Total	Rev Run	Rnd 1	Rnd 2	Sub-Total	Rev Run	Total Score	Rev Run**
Austin Chyba	JV	M	T52	17	25	42	30	16	21	37	0	79	0

Joe Fink	JV	M	T37	17	23	40	5	19	22	41	4	81	4
Matt Goodman	JV	M	T194	13	15	28	4	12	19	31	5	59	5
Brandon Olson	JV	M	T145	16	13	29	1	22	17	39	1	68	1
James Rowe	JV	M	T179	19	17	36	4	14	12	26	1	62	1
<b>Target Count</b>				5	5	10		5	5	10		20	

## Team Totals

	Team Total	Team Rank	Team High Gun Male	Team High Gun Female
<b>Novice</b>	DNQ	DNQ	N/A	N/A
<b>Jr. Varsity</b>	349	21	Joe Fink (81)	N/A
<b>Varsity</b>	DNQ	DNQ	N/A	N/A
<b>Team Qualification</b>	349	52		

\* Indicates athlete's ranking among his/her Classification and Gender

\*\* Indicates longest run of hits in reverse order. Used as a tie-breaker if necessary. Not all reverse runs are recorded.

DNQ indicates that the team did not qualify for the specified classification. A minimum of 5 athletes is required to compete in team competitions.

## Team: Cathedral High School

Athlete	Class	Gender	Rank*	Session 1 Score				Session 2 Score				Total	
				Rnd 1	Rnd 2	Sub-Total	Rev Run	Rnd 1	Rnd 2	Sub-Total	Rev Run	Total Score	Rev Run**
Tyler Beuning	V	M	T54	22	23	45	17	21	21	42	4	87	4
Max Ehlen	N	M	T30	17	16	33	0	20	0	20	0	53	0
Matt Mohs	JV	M	T179	16	13	29	1	15	18	33	7	62	7
Nate Roelike	JV	M	T145	16	19	35	8	18	15	33	0	68	0
Seth Walls	N	M	T126	5	11	16	0	13	0	13	0	29	0
<b>Target Count</b>				5	5	10		5	3	8		18	

## Team Totals

	Team Total	Team Rank	Team High Gun Male	Team High Gun Female
<b>Novice</b>	DNQ	DNQ	Max Ehlen (53)	N/A

<b>Jr. Varsity</b>	DNQ	DNQ	Nate Roelike (68)	N/A
<b>Varsity</b>	DNQ	DNQ	Tyler Beuning (87)	N/A
<b>Team Qualification</b>	DNQ	DNQ		

\* Indicates athlete's ranking among his/her Classification and Gender

\*\* Indicates longest run of hits in reverse order. Used as a tie-breaker if necessary. Not all reverse runs are recorded.

DNQ indicates that the team did not qualify for the specified classification. A minimum of 5 athletes is required to compete in team competitions.

### Team: Crosby-Ironton High School

Athlete	Class	Gender	Rank*	Session 1 Score				Session 2 Score				Total	
				Rnd 1	Rnd 2	Sub-Total	Rev Run	Rnd 1	Rnd 2	Sub-Total	Rev Run	Total Score	Rev Run**
Anna Coughlin	N	F	T19	15	11	26	0	16	0	16	2	42	2
Abby Fleming	N	F	T43	12	9	21	0	8	0	8	0	29	0
Lily Habighorst	N	F	56	2	0	2	0	3	0	3	0	5	0
Trevor Hutchison	JV	M	T89	19	22	41	11	16	18	34	4	75	4
Isabella Sablan	N	F	T43	7	12	19	2	10	0	10	0	29	0
Loren Sablan	N	F	T23	10	14	24	1	16	0	16	2	40	2
<b>Target Count</b>				6	5	11		6	1	7		18	

### Team Totals

	Team Total	Team Rank	Team High Gun Male	Team High Gun Female
<b>Novice</b>	145	15	N/A	Anna Coughlin (42)
<b>Jr. Varsity</b>	DNQ	DNQ	Trevor Hutchison (75)	N/A
<b>Varsity</b>	DNQ	DNQ	N/A	N/A
<b>Team Qualification</b>	DNQ	DNQ		

\* Indicates athlete's ranking among his/her Classification and Gender

\*\* Indicates longest run of hits in reverse order. Used as a tie-breaker if necessary. Not all reverse runs are recorded.

DNQ indicates that the team did not qualify for the specified classification. A minimum of 5 athletes is required to compete in team competitions.

### Team: Crosslake Community School



Athlete	Class	Gender	Rank*	Session 1 Score				Session 2 Score				Total	
				Rnd 1	Rnd 2	Sub-Total	Rev Run	Rnd 1	Rnd 2	Sub-Total	Rev Run	Total Score	Rev Run**
Jaden Bray	V	M	T68	20	25	45	26	21	20	41	4	86	4
Sydney Dorion	JV	F	T37	9	11	20	1	15	12	27	3	47	3
Dalton Ebnet	V	M	T163	21	21	42	6	18	16	34	0	76	0
Dalton Gillman	JV	M	T176	17	17	34	1	15	14	29	0	63	0
Braden Holmes	V	M	T207	20	17	37	1	20	12	32	0	69	0
Hunter Johnson	JV	M	T179	13	22	35	2	10	17	27	5	62	5
Jake Johnson	V	M	T213	17	16	33	6	19	16	35	0	68	0
Cole Kaneski	V	M	240	16	15	31	1	14	12	26	0	57	0
Wade Loeffler	JV	M	220	8	16	24	3	15	12	27	1	51	1
Logan Mejdrih	JV	M	T227	14	13	27	1	14	7	21	2	48	2
Landon Mitchell	JV	M	T208	14	14	28	0	9	19	28	2	56	2
Mitchell Morrison	V	M	T130	20	18	38	0	22	20	42	7	80	7
Josh Pettit	V	M	248	12	11	23	0	15	12	27	0	50	0
Dawson Rickard	V	M	4	23	25	48	33	24	24	48	20	96	20
Dylan Semler	V	M	T245	9	18	27	4	12	13	25	0	52	0
Christian Tappe	V	M	T227	19	12	31	1	16	16	32	1	63	1
Mia Wolters	JV	F	T42	6	8	14	2	7	11	18	1	32	1
<b>Target Count</b>				17	17	34		17	17	34		68	

## Team Totals

	Team Total	Team Rank	Team High Gun Male	Team High Gun Female
<b>Novice</b>	DNQ	DNQ	N/A	N/A
<b>Jr. Varsity</b>	280	30	Dalton Gillman (63)	Sydney Dorion (47)
<b>Varsity</b>	407	18	Dawson Rickard (96)	N/A
















<b>Team Qualification</b>	407	26		
---------------------------	-----	----	--	--

\* Indicates athlete's ranking among his/her Classification and Gender

\*\* Indicates longest run of hits in reverse order. Used as a tie-breaker if necessary. Not all reverse runs are recorded.

DNQ indicates that the team did not qualify for the specified classification. A minimum of 5 athletes is required to compete in team competitions.

## Team: Deer River High School

Athlete	Class	Gender	Rank*	Session 1 Score				Session 2 Score				Total	
				Rnd 1	Rnd 2	Sub-Total	Rev Run	Rnd 1	Rnd 2	Sub-Total	Rev Run	Total Score	Rev Run**
 Tyler Anttila	JV	M	T102	16	20	36	3	19	18	37	2	73	2
 Caden Braford	JV	M	T198	14	17	31	1	14	13	27	2	58	2
 Kacey Braford	JV	M	T61	19	22	41	0	17	20	37	1	78	1
 Cole Casselman	V	M	243	16	13	29	2	11	15	26	3	55	3
 Autumn Drotts	JV	F	T17	15	16	31	1	18	19	37	2	68	2
 Cole Fox	JV	M	T78	20	20	40	6	16	20	36	9	76	9
 Dakota Goggleye	JV	M	T156	20	15	35	3	14	18	32	3	67	3
 Thor Kongjsord	JV	M										0	
 Jordayn Newberg	JV	F										0	
 Lysie Niemela	N	F	T35	13	7	20	0	14	0	14	3	34	3
 Olivia O'Hern	JV	F	2	20	20	40	4	22	21	43	4	83	4
 Jacob Schimek	V	M	T54	21	22	43	0	22	22	44	16	87	16
 Frank Villeneuve	JV	M	T168	14	16	30	0	17	18	35	3	65	3
<b>Target Count</b>				11	11	22		11	10	21		43	

## Team Totals

	Team Total	Team Rank	Team High Gun Male	Team High Gun Female
<b>Novice</b>	DNQ	DNQ	N/A	Lysie Niemela (34)
<b>Jr. Varsity</b>	378	7	Kacey Braford (78)	Olivia O'Hern (83)









<b>Varsity</b>	DNQ	DNQ	Jacob Schimek (87)	N/A
<b>Team Qualification</b>	397	28		

\* Indicates athlete's ranking among his/her Classification and Gender

\*\* Indicates longest run of hits in reverse order. Used as a tie-breaker if necessary. Not all reverse runs are recorded.

DNQ indicates that the team did not qualify for the specified classification. A minimum of 5 athletes is required to compete in team competitions.

## Team: Denfeld High School

Athlete	Class	Gender	Rank*	Session 1 Score				Session 2 Score				Total	
				Rnd 1	Rnd 2	Sub-Total	Rev Run	Rnd 1	Rnd 2	Sub-Total	Rev Run	Total Score	Rev Run**
 Dawkin Erceg	V	M	T191	21	20	41	11	16	15	31	0	72	0
 Talon Erceg	N	M	T68	15	12	27	0	19	0	19	3	46	3
 Zachary Krupke	JV	M	T203	13	12	25	1	16	16	32	5	57	5
 Joann Puglisi	N	F	T21	16	17	33	2	8	0	8	1	41	1
 Michalick Samual	JV	M	230	8	12	20	2	10	16	26	0	46	0
 Brandon Lee Soderlund	N	M	132	4	7	11	0	9	0	9	0	20	0
 Alexa Verry	JV	F	T4	19	19	38	6	21	20	41	3	79	3
 Hanna Widdes	N	F	T15	14	17	31	1	12	0	12	0	43	0
<b>Target Count</b>				8	8	16		8	4	12		28	

## Team Totals

	Team Total	Team Rank	Team High Gun Male	Team High Gun Female
<b>Novice</b>	DNQ	DNQ	Talon Erceg (46)	Hanna Widdes (43)
<b>Jr. Varsity</b>	DNQ	DNQ	Zachary Krupke (57)	Alexa Verry (79)
<b>Varsity</b>	DNQ	DNQ	Dawkin Erceg (72)	N/A
<b>Team Qualification</b>	DNQ	DNQ		

\* Indicates athlete's ranking among his/her Classification and Gender

\*\* Indicates longest run of hits in reverse order. Used as a tie-breaker if necessary. Not all reverse runs are recorded.

DNQ indicates that the team did not qualify for the specified classification. A minimum of 5 athletes is required to compete in team competitions.

## Team: Dilworth-Glyndon-Felton High School

Athlete	Class	Gender	Rank*	Session 1 Score				Session 2 Score				Total	
				Rnd 1	Rnd 2	Sub-Total	Rev Run	Rnd 1	Rnd 2	Sub-Total	Rev Run	Total Score	Rev Run**
Brenner Carlson	JV	M	T78	22	20	42	5	15	19	34	0	76	0
Isaac Cuchna	N	M	2	22	20	42	0	23	0	23	22	65	22
Hannah Dorff	N	F	T32	12	11	23	0	12	0	12	1	35	1
Zackary Marschke	N	M	T126	6	10	16	2	13	0	13	3	29	3
Patrick Mosloff	N	M	1	22	23	45	17	23	0	23	4	68	4
Julian Rheault	JV	M	T37	24	20	44	3	18	19	37	0	81	0
Kelsey Rheault	N	F	T7	16	15	31	0	17	0	17	0	48	0
Paul Steichen	V	M	T130	21	21	42	10	19	19	38	4	80	4
Seth Tuders	N	M										0	
Alex Winter	N	M	T4	21	20	41	1	22	0	22	2	63	2
<b>Target Count</b>				9	9	18		9	3	12		30	

## Team Totals

	Team Total	Team Rank	Team High Gun Male	Team High Gun Female
<b>Novice</b>	279	1	Patrick Mosloff (68)	Kelsey Rheault (48)
<b>Jr. Varsity</b>	DNQ	DNQ	Julian Rheault (81)	N/A
<b>Varsity</b>	DNQ	DNQ	Paul Steichen (80)	N/A
<b>Team Qualification</b>	DNQ	DNQ		

\* Indicates athlete's ranking among his/her Classification and Gender

\*\* Indicates longest run of hits in reverse order. Used as a tie-breaker if necessary. Not all reverse runs are recorded.

DNQ indicates that the team did not qualify for the specified classification. A minimum of 5 athletes is required to compete in team competitions.

## Team: Eagle Valley High School

				Session 1 Score				Session 2 Score				Total	

Athlete	Class	Gender	Rank*	Rnd 1	Rnd 2	Sub-Total	Rev Run	Rnd 1	Rnd 2	Sub-Total	Rev Run	Total Score	Rev Run**
Tucker Dorman	N	M	T25	20	18	38	5	17	0	17	0	55	0
Aiden Eckel	JV	M	T184	14	12	26	2	17	18	35	0	61	0
Arden Eckel	N	M	T35	14	21	35	5	17	0	17	3	52	3
Sam Eckel	N	M	T35	18	16	34	2	18	0	18	3	52	3
Haley Hinzmann	N	F	T46	6	11	17	0	11	0	11	1	28	1
Levi Line	JV	M	T133	18	14	32	7	17	21	38	11	70	11
Nick Nelson	N	M	T63	15	15	30	3	17	0	17	1	47	1
Lane Oftedahl	N	M	T103	15	12	27	0	12	0	12	0	39	0
Jacob Polovick	JV	M	T21	20	20	40	0	22	22	44	13	84	13
Daniel Rowe	V	M	T182	19	20	39	4	18	16	34	0	73	0
<b>Target Count</b>				10	10	20		10	4	14		34	

## Team Totals


	Team Total	Team Rank	Team High Gun Male	Team High Gun Female
<b>Novice</b>	245	9	Tucker Dorman (55)	Haley Hinzmann (28)
<b>Jr. Varsity</b>	DNQ	DNQ	Jacob Polovick (84)	N/A
<b>Varsity</b>	DNQ	DNQ	Daniel Rowe (73)	N/A
<b>Team Qualification</b>	DNQ	DNQ		







\* Indicates athlete's ranking among his/her Classification and Gender

\*\* Indicates longest run of hits in reverse order. Used as a tie-breaker if necessary. Not all reverse runs are recorded.

DNQ indicates that the team did not qualify for the specified classification. A minimum of 5 athletes is required to compete in team competitions.

## Team: East Central High School

Athlete	Class	Gender	Rank*	Session 1 Score				Session 2 Score				Total	
				Rnd 1	Rnd 2	Sub-Total	Rev Run	Rnd 1	Rnd 2	Sub-Total	Rev Run	Total Score	Rev Run**
 Levi Eich	V	M										0	

 Gunnar Fogt	V	M	T54	22	24	46	6	21	20	41	1	87	1
 Easton Hartl	N	M	T68	16	15	31	2	15	0	15	0	46	0
 Madison Nelson	N	F	12	15	16	31	1	14	0	14	0	45	0
 Preston Oetterer	V	M	T191	18	19	37	0	19	16	35	3	72	3
 Barrett Peterson	JV	M	T231	13	11	24	0	10	9	19	1	43	1
 Nick Shaffer	JV	M	T168	20	17	37	0	16	12	28	1	65	1
<b>Target Count</b>				6	6	12		6	4	10		22	

## Team Totals

	Team Total	Team Rank	Team High Gun Male	Team High Gun Female
<b>Novice</b>	DNQ	DNQ	Easton Hartl (46)	Madison Nelson (45)
<b>Jr. Varsity</b>	DNQ	DNQ	Nick Shaffer (65)	N/A
<b>Varsity</b>	DNQ	DNQ	Gunnar Fogt (87)	N/A
<b>Team Qualification</b>	DNQ	DNQ		

\* Indicates athlete's ranking among his/her Classification and Gender

\*\* Indicates longest run of hits in reverse order. Used as a tie-breaker if necessary. Not all reverse runs are recorded.

DNQ indicates that the team did not qualify for the specified classification. A minimum of 5 athletes is required to compete in team competitions.

## Team: Eden Valley-Watkins High School

Athlete	Class	Gender	Rank*	Session 1 Score				Session 2 Score				Total	
				Rnd 1	Rnd 2	Sub-Total	Rev Run	Rnd 1	Rnd 2	Sub-Total	Rev Run	Total Score	Rev Run**
Douglas Fisher	V	M	T168	20	18	38	0	15	22	37	17	75	17
Andy Gruenes	N	M	124	8	12	20	0	11	0	11	2	31	2
Arnie Gruenes	N	M	T63	17	18	35	1	12	0	12	2	47	2
Grant Johnson	V	M	T44	22	23	45	2	21	22	43	10	88	10
Bobby Kipf	V	M	T168	18	22	40	5	14	21	35	6	75	6
Calvin Kipf	V	M	T5	23	25	48	34	22	25	47	25	95	25

Carter Laudenbach	N	M	T18	18	16	34	0	22	0	22	3	56	3
Ethan Laudenbach	N	M	T68	15	12	27	0	19	0	19	2	46	2
Maicy Laumer	JV	F	T37	9	14	23	2	13	11	24	0	47	0
Carter Mathies	JV	M	T156	18	11	29	0	19	19	38	3	67	3
Lexi Pauls	JV	F	T17	14	19	33	3	17	18	35	5	68	5
Anthony Schettler	N	M	T97	9	15	24	0	17	0	17	1	41	1
Drew Teicher	N	M	T63	10	18	28	0	19	0	19	6	47	6
Jakob Thielen	JV	M	T198	15	18	33	1	13	12	25	1	58	1
Jordan Wendroth	JV	M	T21	22	21	43	5	22	19	41	5	84	5
Devin Winkelman	V	M	T163	19	19	38	7	19	19	38	5	76	5
Austin Wirz	V	M	T33	22	21	43	4	22	24	46	9	89	9
<b>Target Count</b>				17	17	34		17	11	28		62	

## Team Totals

	Team Total	Team Rank	Team High Gun Male	Team High Gun Female
<b>Novice</b>	237	11	Carter Laudenbach (56)	N/A
<b>Jr. Varsity</b>	324	23	Jordan Wendroth (84)	Lexi Pauls (68)
<b>Varsity</b>	423	8	Calvin Kipf (95)	N/A
<b>Team Qualification</b>	432	7		

\* Indicates athlete's ranking among his/her Classification and Gender

\*\* Indicates longest run of hits in reverse order. Used as a tie-breaker if necessary. Not all reverse runs are recorded.

DNQ indicates that the team did not qualify for the specified classification. A minimum of 5 athletes is required to compete in team competitions.

## Team: Esko High School

Athlete	Class	Gender	Rank*	Session 1 Score				Session 2 Score				Total	
				Rnd 1	Rnd 2	Sub-Total	Rev Run	Rnd 1	Rnd 2	Sub-Total	Rev Run	Total Score	Rev Run**
Cullen Tranah	N	M	T4	22	18	40	0	23	0	23	6	63	6

<b>Target Count</b>				1	1	2		1		1		3	
---------------------	--	--	--	---	---	---	--	---	--	---	--	---	--

## Team Totals











	Team Total	Team Rank	Team High Gun Male	Team High Gun Female
<b>Novice</b>	DNQ	DNQ	Cullen Tranah (63)	N/A
<b>Jr. Varsity</b>	DNQ	DNQ	N/A	N/A
<b>Varsity</b>	DNQ	DNQ	N/A	N/A
<b>Team Qualification</b>	DNQ	DNQ		

\* Indicates athlete's ranking among his/her Classification and Gender

\*\* Indicates longest run of hits in reverse order. Used as a tie-breaker if necessary. Not all reverse runs are recorded.

DNQ indicates that the team did not qualify for the specified classification. A minimum of 5 athletes is required to compete in team competitions.

## Team: Fillmore Central High School

Athlete	Class	Gender	Rank*	Session 1 Score				Session 2 Score				Total	
				Rnd 1	Rnd 2	Sub-Total	Rev Run	Rnd 1	Rnd 2	Sub-Total	Rev Run	Total Score	Rev Run**
 Blake Bigalk	JV	M	T8	22	24	46	1	20	22	42	14	88	14
 Cory Brown	JV	M	T61	17	17	34	2	23	21	44	3	78	3
 Brogan Hahn	JV	M	T156	13	18	31	4	15	21	36	1	67	1
 Bronson Hahn	V	M	T236	17	15	32	0	16	11	27	0	59	0
 Alex Miner	JV	M	T172	16	15	31	15	14	19	33	0	64	0
 Klayton Miner	JV	M	T184	13	12	25	1	23	13	36	1	61	1
 William Nolan	V	M	T78	21	23	44	3	19	22	41	7	85	7
 Brady Ristau	V	M	T106	20	22	42	10	19	21	40	0	82	0
 Payton Schwingle	V	F	T5	18	19	37	4	21	18	39	3	76	3
 Ryli Tostenson	V	M	T191	18	14	32	3	20	20	40	4	72	4
<b>Target Count</b>				10	10	20		10	10	20		40	

## Team Totals

Team Total	Team Rank	Team High Gun Male	Team High Gun Female
------------	-----------	--------------------	----------------------

<b>Novice</b>	DNQ	DNQ	N/A	N/A
<b>Jr. Varsity</b>	358	17	Blake Bigalk (88)	N/A
<b>Varsity</b>	374	26	William Nolan (85)	Payton Schwingle (76)
<b>Team Qualification</b>	409	24		

\* Indicates athlete's ranking among his/her Classification and Gender

\*\* Indicates longest run of hits in reverse order. Used as a tie-breaker if necessary. Not all reverse runs are recorded.

DNQ indicates that the team did not qualify for the specified classification. A minimum of 5 athletes is required to compete in team competitions.

## Team: Fisher High School

Athlete	Class	Gender	Rank*	Session 1 Score				Session 2 Score				Total	
				Rnd 1	Rnd 2	Sub-Total	Rev Run	Rnd 1	Rnd 2	Sub-Total	Rev Run	Total Score	Rev Run**
Grace Bowling	N	F										0	
Zach Cameron	JV	M	T156	15	18	33	1	17	17	34	0	67	0
Trace Conati	JV	M	T102	18	17	35	1	19	19	38	9	73	9
Kyla Goulet	N	F										0	
Austin Knutson	JV	M	T21	21	22	43	13	20	21	41	5	84	5
Casey Laplante	N	M	T86	16	14	30	1	13	0	13	0	43	0
Hannah Laplante	JV	F	T22	22	14	36	0	16	13	29	0	65	0
Elizabeth McDonald	N	F	31	11	11	22	5	14	0	14	0	36	0
Nathaniel Siemieniewski	N	M										0	
Adrianna Vasek	JV	F	T13	14	19	33	4	17	20	37	2	70	2
Jenna Vasek	N	F	T32	7	14	21	0	14	0	14	0	35	0
Jory Vasek	N	M	T112	16	12	28	0	9	0	9	2	37	2
Mikayla Vasek	JV	F	T29	16	16	32	0	14	11	25	0	57	0
<b>Target Count</b>				10	10	20		10	6	16		36	

## Team Totals










	Team Total	Team Rank	Team High Gun Male	Team High Gun Female
<b>Novice</b>	DNQ	DNQ	Casey Laplante (43)	Elizabeth McDonald (36)
<b>Jr. Varsity</b>	359	16	Austin Knutson (84)	Adrianna Vasek (70)
<b>Varsity</b>	DNQ	DNQ	N/A	N/A
<b>Team Qualification</b>	359	50		

\* Indicates athlete's ranking among his/her Classification and Gender

\*\* Indicates longest run of hits in reverse order. Used as a tie-breaker if necessary. Not all reverse runs are recorded.

DNQ indicates that the team did not qualify for the specified classification. A minimum of 5 athletes is required to compete in team competitions.

### Team: Fosston High School

Athlete	Class	Gender	Rank*	Session 1 Score				Session 2 Score				Total	
				Rnd 1	Rnd 2	Sub-Total	Rev Run	Rnd 1	Rnd 2	Sub-Total	Rev Run	Total Score	Rev Run**
 Clayton Blaser	V	M	T213	19	20	39	7	14	15	29	0	68	0
 Alex Bodensteiner	V	M	T168	21	20	41	13	16	18	34	0	75	0
 Josh Bodensteiner	V	M	249	11	11	22	0	9	18	27	1	49	1
 Logan Klisch	V	M	T227	15	12	27	0	18	18	36	2	63	2
 Gunnar Nelson	V	M	T199	18	16	34	1	19	18	37	0	71	0
 Lane Olson	V	M	T174	16	20	36	1	23	15	38	1	74	1
 Hunter Osmonson	V	M	T123	19	21	40	4	21	20	41	1	81	1
<b>Target Count</b>				7	7	14		7	7	14		28	

### Team Totals

	Team Total	Team Rank	Team High Gun Male	Team High Gun Female
<b>Novice</b>	DNQ	DNQ	N/A	N/A
<b>Jr. Varsity</b>	DNQ	DNQ	N/A	N/A
<b>Varsity</b>	369	28	Hunter Osmonson (81)	N/A
<b>Team Qualification</b>	369	47		

\* Indicates athlete's ranking among his/her Classification and Gender

\*\* Indicates longest run of hits in reverse order. Used as a tie-breaker if necessary. Not all reverse runs are recorded.

DNQ indicates that the team did not qualify for the specified classification. A minimum of 5 athletes is required to compete in team

competitions.

## Team: Fridley High School

Athlete	Class	Gender	Rank*	Session 1 Score				Session 2 Score				Total	
				Rnd 1	Rnd 2	Sub-Total	Rev Run	Rnd 1	Rnd 2	Sub-Total	Rev Run	Total Score	Rev Run**
Dylan Bendel	JV	M	T139	17	16	33	3	14	22	36	0	69	0
Cory Breitenfeldt	JV	M	T208	14	14	28	0	13	15	28	4	56	4
Ray Delp	V	M	T68	23	19	42	0	23	21	44	1	86	1
Samantha Kientop	N	F	T40	15	7	22	0	9	0	9	0	31	0
Colt Lewis	V	M	T174	16	17	33	4	24	17	41	4	74	4
William Roberts	JV	M	T97	17	18	35	1	16	23	39	8	74	8
Cooper Severson	V	M	T213	20	16	36	0	15	17	32	0	68	0
Dustin St. Arnold	JV	M	T37	18	20	38	9	22	21	43	1	81	1
Hunter Wright	JV	M	T89	17	22	39	1	21	15	36	0	75	0
<b>Target Count</b>				9	9	18		9	8	17		35	

## Team Totals

	Team Total	Team Rank	Team High Gun Male	Team High Gun Female
<b>Novice</b>	DNQ	DNQ	N/A	Samantha Kientop (31)
<b>Jr. Varsity</b>	355	19	Dustin St. Arnold (81)	N/A
<b>Varsity</b>	DNQ	DNQ	Ray Delp (86)	N/A
<b>Team Qualification</b>	390	34		













\* Indicates athlete's ranking among his/her Classification and Gender

\*\* Indicates longest run of hits in reverse order. Used as a tie-breaker if necessary. Not all reverse runs are recorded.

DNQ indicates that the team did not qualify for the specified classification. A minimum of 5 athletes is required to compete in team competitions.

## Team: Glenville-Emmons High School

				Session 1 Score				Session 2 Score				Total	

Athlete	Class	Gender	Rank*	Rnd 1	Rnd 2	Sub-Total	Rev Run	Rnd 1	Rnd 2	Sub-Total	Rev Run	Total Score	Rev Run**
 Matt Anderson	JV	M										0	
 Seth Chapek	V	M	T84	21	18	39	0	21	24	45	5	84	5
 Ethan Choronzy	V	M	T138	19	22	41	9	17	21	38	0	79	0
 Allie Frank	V	F	9	16	21	37	0	19	15	34	1	71	1
 Dillon Jacobsen	JV	M	T121	17	20	37	5	16	18	34	0	71	0
 Zach Jacobson	V	M	T106	21	19	40	6	19	23	42	0	82	0
 Colt Nelson	V	M	T96	22	24	46	13	20	17	37	0	83	0
 Colin Oeltjenbruns	JV	M	T37	20	20	40	0	21	20	41	5	81	5
 Hunter Robertson	V	M	T199	17	17	34	0	19	18	37	4	71	4
 Logan Studier	V	M	T168	19	19	38	3	15	22	37	4	75	4
 Derek Van Ryswyk	V	M	T18	23	24	47	2	22	22	44	1	91	1
 Mckenzie Ziebell	V	F	1	22	22	44	7	23	24	47	9	91	9
<b>Target Count</b>				11	11	22		11	11	22		44	

## Team Totals

	Team Total	Team Rank	Team High Gun Male	Team High Gun Female
<b>Novice</b>	DNQ	DNQ	N/A	N/A
<b>Jr. Varsity</b>	DNQ	DNQ	Colin Oeltjenbruns (81)	N/A
<b>Varsity</b>	431	7	Derek Van Ryswyk (91)	Mckenzie Ziebell (91)
<b>Team Qualification</b>	431	8		

\* Indicates athlete's ranking among his/her Classification and Gender

\*\* Indicates longest run of hits in reverse order. Used as a tie-breaker if necessary. Not all reverse runs are recorded.

DNQ indicates that the team did not qualify for the specified classification. A minimum of 5 athletes is required to compete in team competitions.

## Team: Greenway High School

	Session 1 Score	Session 2 Score	Total

Athlete	Class	Gender	Rank*	Rnd 1	Rnd 2	Sub-Total	Rev Run	Rnd 1	Rnd 2	Sub-Total	Rev Run	Total Score	Rev Run**
Austin Herr	N	M	T68	14	18	32	5	14	0	14	2	46	2
Alex Laplant	V	M	T106	18	20	38	4	22	22	44	0	82	0
Kaleb Mann	N	M	T56	16	17	33	3	15	0	15	0	48	0
Jason Ramey	N	M	T86	16	15	31	2	12	0	12	4	43	4
<b>Target Count</b>				4	4	8		4	1	5		13	

## Team Totals

	Team Total	Team Rank	Team High Gun Male	Team High Gun Female
<b>Novice</b>	DNQ	DNQ	Kaleb Mann (48)	N/A
<b>Jr. Varsity</b>	DNQ	DNQ	N/A	N/A
<b>Varsity</b>	DNQ	DNQ	Alex Laplant (82)	N/A
<b>Team Qualification</b>	DNQ	DNQ		

\* Indicates athlete's ranking among his/her Classification and Gender

\*\* Indicates longest run of hits in reverse order. Used as a tie-breaker if necessary. Not all reverse runs are recorded.

DNQ indicates that the team did not qualify for the specified classification. A minimum of 5 athletes is required to compete in team competitions.

## Team: Groves Academy

Athlete	Class	Gender	Rank*	Session 1 Score				Session 2 Score				Total	
				Rnd 1	Rnd 2	Sub-Total	Rev Run	Rnd 1	Rnd 2	Sub-Total	Rev Run	Total Score	Rev Run**
Maximo Arreola	N	M	T112	12	14	26	0	11	0	11	0	37	0
Ben Beese	N	M	T108	11	17	28	1	10	0	10	1	38	1
Nolan Chez	JV	M	T102	21	15	36	0	18	19	37	0	73	0
Sophie Chez	N	F	T7	11	18	29	7	19	0	19	3	48	3
Max Greseth	V	M	T68	22	21	43	11	23	20	43	0	86	0
Dontae Herrley	N	M	T100	11	15	26	1	14	0	14	1	40	1
Tommy Herrley	N	M	137	5	4	9	0	2	0	2	0	11	0

Mitchell Holter	N	M	T76	17	14	31	5	14	0	14	0	45	0
Tom Iverson	N	M	T108	10	12	22	0	16	0	16	1	38	1
Grant Kirt	N	M	T129	13	8	21	0	7	0	7	0	28	0
Ian Knowlton	JV	M	T203	12	17	29	8	15	13	28	2	57	2
Ellis Kozel	N	M	T108	13	12	25	4	13	0	13	1	38	1
True North	N	M	T103	11	14	25	0	14	0	14	2	39	2
Jacob Peterson	N	M	T103	11	15	26	2	13	0	13	2	39	2
Joey Stotts	N	M	T40	17	15	32	0	19	0	19	2	51	2
<b>Target Count</b>				15	15	30		15	3	18		48	

## Team Totals

	Team Total	Team Rank	Team High Gun Male	Team High Gun Female
<b>Novice</b>	223	12	Joey Stotts (51)	Sophie Chez (48)
<b>Jr. Varsity</b>	DNQ	DNQ	Nolan Chez (73)	N/A
<b>Varsity</b>	DNQ	DNQ	Max Greseth (86)	N/A
<b>Team Qualification</b>	DNQ	DNQ		

\* Indicates athlete's ranking among his/her Classification and Gender

\*\* Indicates longest run of hits in reverse order. Used as a tie-breaker if necessary. Not all reverse runs are recorded.

DNQ indicates that the team did not qualify for the specified classification. A minimum of 5 athletes is required to compete in team competitions.

## Team: Grygla-Gatzke High School

Athlete	Class	Gender	Rank*	Session 1 Score				Session 2 Score				Total	
				Rnd 1	Rnd 2	Sub-Total	Rev Run	Rnd 1	Rnd 2	Sub-Total	Rev Run	Total Score	Rev Run**
Matt Aune	V	M	224	16	15	31	1	15	19	34	7	65	7
Jared Haack	V	M	244	13	11	24	4	15	14	29	3	53	3
Jaden Kiesow	V	M	2	23	25	48	39	24	25	49	37	97	37
Dustin Nelson	V	M	T33	22	24	46	18	21	22	43	6	89	6

Lucian Tinnes	V	M	T203	18	15	33	2	17	20	37	10	70	10
<b>Target Count</b>				5	5	10		5	5	10		20	

## Team Totals

	Team Total	Team Rank	Team High Gun Male	Team High Gun Female
<b>Novice</b>	DNQ	DNQ	N/A	N/A
<b>Jr. Varsity</b>	DNQ	DNQ	N/A	N/A
<b>Varsity</b>	374	25	Jaden Kiesow (97)	N/A
<b>Team Qualification</b>	374	45		

\* Indicates athlete's ranking among his/her Classification and Gender

\*\* Indicates longest run of hits in reverse order. Used as a tie-breaker if necessary. Not all reverse runs are recorded.

DNQ indicates that the team did not qualify for the specified classification. A minimum of 5 athletes is required to compete in team competitions.

## Team: Hancock High School

Athlete	Class	Gender	Rank*	Session 1 Score				Session 2 Score				Total	
				Rnd 1	Rnd 2	Sub-Total	Rev Run	Rnd 1	Rnd 2	Sub-Total	Rev Run	Total Score	Rev Run**
Cody Greiner	N	M	T6	17	20	37	2	24	0	24	3	61	3
Gideon Joos	JV	M	T145	16	19	35	3	18	15	33	6	68	6
Benjamin Koehl	JV	M	T69	21	18	39	0	20	18	38	2	77	2
Jacob Koehl	N	M	T56	18	17	35	0	13	0	13	0	48	0
Nicholas Lally	V	M	T138	21	21	42	10	16	21	37	7	79	7
Clint Messner	N	M										0	
Andrew Nelson	JV	M	T47	22	22	44	2	17	19	36	6	80	6
Warren Osterman	N	M	T56	19	15	34	0	14	0	14	0	48	0
Jordon Peterson	N	M	T16	20	15	35	0	22	0	22	3	57	3
Tory Schmidgall	N	M	T30	18	18	36	6	17	0	17	1	53	1
Taylor Zeltwagner	JV	M	T52	16	18	34	3	21	24	45	24	79	24

Harrison Zeltwanger	N	M										0	
<b>Target Count</b>				10	10	20		10	5	15		35	

## Team Totals

	Team Total	Team Rank	Team High Gun Male	Team High Gun Female
<b>Novice</b>	267	2	Cody Greiner (61)	N/A
<b>Jr. Varsity</b>	DNQ	DNQ	Andrew Nelson (80)	N/A
<b>Varsity</b>	DNQ	DNQ	Nicholas Lally (79)	N/A
<b>Team Qualification</b>	383	41		

\* Indicates athlete's ranking among his/her Classification and Gender

\*\* Indicates longest run of hits in reverse order. Used as a tie-breaker if necessary. Not all reverse runs are recorded.

DNQ indicates that the team did not qualify for the specified classification. A minimum of 5 athletes is required to compete in team competitions.

## Team: Hendricks High School

Athlete	Class	Gender	Rank*	Session 1 Score				Session 2 Score				Total	
				Rnd 1	Rnd 2	Sub-Total	Rev Run	Rnd 1	Rnd 2	Sub-Total	Rev Run	Total Score	Rev Run**
Austin Fuller	N	M										0	
Ethan Hanson	N	M	T122	11	11	22	0	11	0	11	3	33	3
Christian Hofer	JV	M	T69	22	15	37	4	19	21	40	2	77	2
Cora Hofer	N	F	T38	10	7	17		15	0	15		32	
Tate Luedke	N	M	T76	18	15	33	0	12	0	12	0	45	0
Dawson Satter	JV	M	T31	22	21	43	0	20	19	39	2	82	2
Max Schumacher	N	M	T35	17	15	32	1	20	0	20	2	52	2
Roy Stephen	N	M										0	
<b>Target Count</b>				6	6	12		6	2	8		20	

## Team Totals

	Team Total	Team Rank	Team High Gun Male	Team High Gun Female
<b>Novice</b>	DNQ	DNQ	Max Schumacher (52)	Cora Hofer (32)

<b>Jr. Varsity</b>	DNQ	DNQ	Dawson Satter (82)	N/A
<b>Varsity</b>	DNQ	DNQ	N/A	N/A
<b>Team Qualification</b>	DNQ	DNQ		

\* Indicates athlete's ranking among his/her Classification and Gender

\*\* Indicates longest run of hits in reverse order. Used as a tie-breaker if necessary. Not all reverse runs are recorded.

DNQ indicates that the team did not qualify for the specified classification. A minimum of 5 athletes is required to compete in team competitions.

## Team: Henning High School

Athlete	Class	Gender	Rank*	Session 1 Score				Session 2 Score				Total	
				Rnd 1	Rnd 2	Sub-Total	Rev Run	Rnd 1	Rnd 2	Sub-Total	Rev Run	Total Score	Rev Run**
Hannah Augustus	JV	F	40	11	9	20	0	10	14	24	0	44	0
Bailey Flom	JV	M	T234	11	10	21	0	9	9	18	0	39	0
John Hansen	V	M	T236	17	13	30	0	14	15	29	1	59	1
Lydia Hansen	JV	F	45	9	5	14	0	3	7	10	0	24	0
Jason Haugen	JV	M	T194	18	14	32	0	14	13	27	1	59	1
Marc Hendricks	V	M	T138	23	17	40	1	20	19	39	14	79	14
Ethan Houselog	JV	M	T31	16	20	36	8	22	24	46	7	82	7
Adam Lange	V	M	T96	23	16	39	2	22	22	44	0	83	0
Patrick Morstad	JV	M	T208	14	13	27	0	15	14	29	0	56	0
Jacob Quam	V	M	T27	23	22	45	5	22	23	45	12	90	12
Tyler Reese	JV	M	T221	13	12	25	3	15	10	25	0	50	0
Tristin Roggenkamp	V	M	T147	22	20	42	1	18	18	36	1	78	1
Matt Smith	JV	M	T234	10	11	21	0	12	6	18	0	39	0
Alexander Suchy	V	M	T147	21	18	39	0	19	20	39	1	78	1
Dylan Trana	V	M	T231	16	10	26	0	17	19	36	0	62	0



<b>Target Count</b>				15	15	30		15	15	30		60	
---------------------	--	--	--	----	----	----	--	----	----	----	--	----	--

## Team Totals

	Team Total	Team Rank	Team High Gun Male	Team High Gun Female
<b>Novice</b>	DNQ	DNQ	N/A	N/A
<b>Jr. Varsity</b>	291	29	Ethan Houselog (82)	Hannah Augustus (44)
<b>Varsity</b>	408	16	Jacob Quam (90)	N/A
<b>Team Qualification</b>	412	22		

\* Indicates athlete's ranking among his/her Classification and Gender

\*\* Indicates longest run of hits in reverse order. Used as a tie-breaker if necessary. Not all reverse runs are recorded.

DNQ indicates that the team did not qualify for the specified classification. A minimum of 5 athletes is required to compete in team competitions.

## Team: Herman-Norcross Community School

Athlete	Class	Gender	Rank*	Session 1 Score				Session 2 Score				Total	
				Rnd 1	Rnd 2	Sub-Total	Rev Run	Rnd 1	Rnd 2	Sub-Total	Rev Run	Total Score	Rev Run**
Parker Bartell	JV	M	T113	20	19	39	0	20	13	33	0	72	0
Matt Dahlen	JV	M	T225	14	9	23	0	11	15	26	4	49	4
Spencer Ellison	V	M	T207	16	16	32	0	19	18	37	1	69	1
Porter Gunderson	JV	M	T15	21	23	44	13	21	21	42	3	86	3
Rory Island	JV	M	T121	19	20	39	3	15	17	32	0	71	0
Alyssa Kjorness	JV	F	T9	20	18	38	3	18	18	36	2	74	2
Madison Neyens	JV	F	T29	13	17	30	0	10	17	27	3	57	3
Reiss Sandler	JV	M	T113	17	19	36	9	17	19	36	1	72	1
<b>Target Count</b>				8	8	16		8	8	16		32	

## Team Totals

	Team Total	Team Rank	Team High Gun Male	Team High Gun Female
<b>Novice</b>	DNQ	DNQ	N/A	N/A
<b>Jr. Varsity</b>	375	9	Porter Gunderson (86)	Alyssa Kjorness (74)
<b>Varsity</b>	DNQ	DNQ	Spencer Ellison (69)	N/A









<b>Team Qualification</b>	375	44		
---------------------------	-----	----	--	--

\* Indicates athlete's ranking among his/her Classification and Gender

\*\* Indicates longest run of hits in reverse order. Used as a tie-breaker if necessary. Not all reverse runs are recorded.

DNQ indicates that the team did not qualify for the specified classification. A minimum of 5 athletes is required to compete in team competitions.

### Team: Hill-Murray School

Athlete	Class	Gender	Rank*	Session 1 Score				Session 2 Score				Total	
				Rnd 1	Rnd 2	Sub-Total	Rev Run	Rnd 1	Rnd 2	Sub-Total	Rev Run	Total Score	Rev Run**
 Aaron Blohowiak	JV	M	T121	16	15	31	0	21	19	40	9	71	9
 Willi Bosch	N	M	T97	13	12	25	0	16	0	16	2	41	2
 Charlie Dostal	JV	M	T24	19	20	39	8	23	21	44	2	83	2
 Colin Knack	JV	M	T203	15	12	27	2	15	15	30	2	57	2
 Branton Weitnauer	N	M	133	7	6	13	2	6	0	6	0	19	0
 George Woessner	N	M	T129	10	8	18	0	10	0	10	0	28	0
 Dan Wolf	JV	M	T133	17	17	34	0	17	19	36	6	70	6
 Nick Zappa	JV	M	T17	16	25	41	25	22	22	44	1	85	1
<b>Target Count</b>				8	8	16		8	5	13		29	

### Team Totals












	Team Total	Team Rank	Team High Gun Male	Team High Gun Female
<b>Novice</b>	DNQ	DNQ	Willi Bosch (41)	N/A
<b>Jr. Varsity</b>	366	13	Nick Zappa (85)	N/A
<b>Varsity</b>	DNQ	DNQ	N/A	N/A
<b>Team Qualification</b>	366	48		

\* Indicates athlete's ranking among his/her Classification and Gender

\*\* Indicates longest run of hits in reverse order. Used as a tie-breaker if necessary. Not all reverse runs are recorded.

DNQ indicates that the team did not qualify for the specified classification. A minimum of 5 athletes is required to compete in team competitions.

## Team: Hinckley-Finlayson High School

Athlete	Class	Gender	Rank*	Session 1 Score				Session 2 Score				Total	
				Rnd 1	Rnd 2	Sub-Total	Rev Run	Rnd 1	Rnd 2	Sub-Total	Rev Run	Total Score	Rev Run**
 Dominic Bergerson	N	M	T63	13	14	27	0	20	0	20	3	47	3
 Ashley Golly	N	F	T23	11	16	27	3	13	0	13	3	40	3
 Brooke Golly	N	F	T26	13	13	26	0	13	0	13	1	39	1
 Cahill Guligowski	N	M	T9	19	18	37	2	22	0	22	14	59	14
 Josh Martin	N	M	T18	17	23	40	6	16	0	16	4	56	4
 Rebecca Matson	N	F	51	7	11	18	1	8	0	8	0	26	0
 Mark Okun	N	M	T117	13	14	27	2	8	0	8	1	35	1
 Tristan Schroeder	N	M	T30	18	20	38	5	15	0	15	0	53	0
 Ricky Skaff	N	M	T103	8	15	23	0	16	0	16	1	39	1
 Ryan Stafne	JV	M	T4	22	23	45	11	21	23	44	14	89	14
 Sarah Volden	N	F	T28	13	12	25	0	13	0	13	0	38	0
<b>Target Count</b>				11	11	22		11	1	12		34	

## Team Totals

	Team Total	Team Rank	Team High Gun Male	Team High Gun Female
<b>Novice</b>	255	3	Cahill Guligowski (59)	Ashley Golly (40)
<b>Jr. Varsity</b>	DNQ	DNQ	Ryan Stafne (89)	N/A
<b>Varsity</b>	DNQ	DNQ	N/A	N/A
<b>Team Qualification</b>	DNQ	DNQ		

\* Indicates athlete's ranking among his/her Classification and Gender

\*\* Indicates longest run of hits in reverse order. Used as a tie-breaker if necessary. Not all reverse runs are recorded.

DNQ indicates that the team did not qualify for the specified classification. A minimum of 5 athletes is required to compete in team competitions.

## Team: Holdingford High School

	Session 1 Score	Session 2 Score	Total
--	-----------------	-----------------	-------

Athlete	Class	Gender	Rank*	Rnd 1	Rnd 2	Sub-Total	Rev Run	Rnd 1	Rnd 2	Sub-Total	Rev Run	Total Score	Rev Run**
Jack Anderson	N	M										0	
Travis Anderson	N	M	T120	9	13	22	1	12	0	12	0	34	0
Kenny Biniek	JV	M	T89	18	19	37	0	20	18	38	1	75	1
Sam Boulton	N	M	T18	18	20	38	3	18	0	18	0	56	0
Zach Dubbin	N	M	T68	16	15	31	1	15	0	15	0	46	0
Nathan Gerads	JV	M	T10	22	20	42	1	22	23	45	4	87	4
Lance Harren	JV	M										0	
Nick Hellman	N	M	T86	15	11	26	2	17	0	17	2	43	2
Hunter Lundgren	N	M	T43	19	15	34	1	16	0	16	0	50	0
Daemon Pierskalla	V	M	T13	23	24	47	6	22	23	45	13	92	13
Cody Skwira	JV	M	T61	21	17	38	7	21	19	40	0	78	0
Gerald Skwira	V	M	T130	17	20	37	1	20	23	43	15	80	15
Austin Supan	N	M	T92	16	17	33	8	9	0	9	0	42	0
<b>Target Count</b>				11	11	22		11	5	16		38	

## Team Totals








	Team Total	Team Rank	Team High Gun Male	Team High Gun Female
<b>Novice</b>	237	10	Sam Boulton (56)	N/A
<b>Jr. Varsity</b>	DNQ	DNQ	Nathan Gerads (87)	N/A
<b>Varsity</b>	DNQ	DNQ	Daemon Pierskalla (92)	N/A
<b>Team Qualification</b>	412	21		

\* Indicates athlete's ranking among his/her Classification and Gender

\*\* Indicates longest run of hits in reverse order. Used as a tie-breaker if necessary. Not all reverse runs are recorded.

DNQ indicates that the team did not qualify for the specified classification. A minimum of 5 athletes is required to compete in team competitions.

**Team: Hope Lutheran High School**

Athlete	Class	Gender	Rank*	Session 1 Score				Session 2 Score				Total	
				Rnd 1	Rnd 2	Sub-Total	Rev Run	Rnd 1	Rnd 2	Sub-Total	Rev Run	Total Score	Rev Run**
 Ryan Bautch	V	M	T68	21	20	41	5	21	24	45	7	86	7
 Keagan Cranor	V	M	T157	19	21	40	2	19	18	37	1	77	1
 Kyle Meyer	V	M	T174	15	20	35	6	20	19	39	1	74	1
 Caleb Nelson	V	M	T54	23	22	45	7	21	21	42	3	87	3
 Hunter Russeau	V	M	T163	18	19	37	4	20	19	39	3	76	3
 Darryle Stoltmann	N	F	T5	14	15	29	3	22	0	22	18	51	18
 Hunter Zenk	V	M	T54	20	24	44	23	23	20	43	1	87	1
<b>Target Count</b>				7	7	14		7	6	13		27	

## Team Totals

	Team Total	Team Rank	Team High Gun Male	Team High Gun Female
<b>Novice</b>	DNQ	DNQ	N/A	Darryle Stoltmann (51)
<b>Jr. Varsity</b>	DNQ	DNQ	N/A	N/A
<b>Varsity</b>	413	13	Caleb Nelson (87)	N/A
<b>Team Qualification</b>	413	20		

\* Indicates athlete's ranking among his/her Classification and Gender

\*\* Indicates longest run of hits in reverse order. Used as a tie-breaker if necessary. Not all reverse runs are recorded.

DNQ indicates that the team did not qualify for the specified classification. A minimum of 5 athletes is required to compete in team competitions.

## Team: Houston High School

Athlete	Class	Gender	Rank*	Session 1 Score				Session 2 Score				Total	
				Rnd 1	Rnd 2	Sub-Total	Rev Run	Rnd 1	Rnd 2	Sub-Total	Rev Run	Total Score	Rev Run**
Thomas Hibbs	N	M	T86	11	16	27	1	16	0	16	5	43	5
Jesse Langheinrich	JV	M	T52	19	22	41	3	22	16	38	1	79	1
Jordan Langheinrich	V	M	T84	20	22	42	9	22	20	42	11	84	11

Cora Niebeling	N	F	T48	12	9	21	0	6	0	6	0	27	0
<b>Target Count</b>				4	4	8		4	2	6		14	

## Team Totals








	Team Total	Team Rank	Team High Gun Male	Team High Gun Female
<b>Novice</b>	DNQ	DNQ	Thomas Hibbs (43)	Cora Niebeling (27)
<b>Jr. Varsity</b>	DNQ	DNQ	Jesse Langheinrich (79)	N/A
<b>Varsity</b>	DNQ	DNQ	Jordan Langheinrich (84)	N/A
<b>Team Qualification</b>	DNQ	DNQ		

\* Indicates athlete's ranking among his/her Classification and Gender

\*\* Indicates longest run of hits in reverse order. Used as a tie-breaker if necessary. Not all reverse runs are recorded.

DNQ indicates that the team did not qualify for the specified classification. A minimum of 5 athletes is required to compete in team competitions.

## Team: John Marshall High School

Athlete	Class	Gender	Rank*	Session 1 Score				Session 2 Score				Total	
				Rnd 1	Rnd 2	Sub-Total	Rev Run	Rnd 1	Rnd 2	Sub-Total	Rev Run	Total Score	Rev Run**
 Logan Anderson	V	M	T78	20	23	43	10	20	22	42	1	85	1
 Grant Call	V	M										0	
 Samuel Case	N	M	T92	12	16	28	4	14	0	14	2	42	2
 Ben Grimm	V	M	T27	22	23	45	8	22	23	45	15	90	15
 Nick Kastner	V	M	T234	16	15	31	5	14	15	29	1	60	1
 Esau King	V	M	T203	18	16	34	1	19	17	36	3	70	3
 Ben Struckmann	V	M	T130	17	23	40	4	19	21	40	3	80	3
<b>Target Count</b>				6	6	12		6	5	11		23	

## Team Totals

	Team Total	Team Rank	Team High Gun Male	Team High Gun Female
<b>Novice</b>	DNQ	DNQ	Samuel Case (42)	N/A
<b>Jr. Varsity</b>	DNQ	DNQ	N/A	N/A
<b>Varsity</b>	385	22	Ben Grimm (90)	N/A
















<b>Team Qualification</b>	385	40		
---------------------------	-----	----	--	--

\* Indicates athlete's ranking among his/her Classification and Gender

\*\* Indicates longest run of hits in reverse order. Used as a tie-breaker if necessary. Not all reverse runs are recorded.

DNQ indicates that the team did not qualify for the specified classification. A minimum of 5 athletes is required to compete in team competitions.

## Team: Kelliher High School

Athlete	Class	Gender	Rank*	Session 1 Score				Session 2 Score				Total	
				Rnd 1	Rnd 2	Sub-Total	Rev Run	Rnd 1	Rnd 2	Sub-Total	Rev Run	Total Score	Rev Run**
 Lindsey Duresky	JV	F	T29	17	18	35	5	10	12	22	1	57	1
 Christina Grundmeier	JV	F	8	19	22	41	3	16	19	35	0	76	0
 Glen (Tres) Grundmeier	V	M	T123	18	23	41	10	21	19	40	0	81	0
 Megan Hudec	JV	F	T17	14	19	33	2	21	14	35	0	68	0
 Clyde Jensen	V	M	T213	18	14	32	0	18	18	36	0	68	0
 Cole Koisti	V	M	T123	21	18	39	1	22	20	42	2	81	2
 Ethan Koisti	V	M	T147	19	22	41	8	17	20	37	0	78	0
 Boden Lempart	JV	M	T179	14	15	29	2	18	15	33	0	62	0
 Preston Lowe	V	M	T231	14	15	29	0	11	22	33	5	62	5
 Trevor Poxleitner	V	M	T163	19	19	38	5	19	19	38	0	76	0
 Conner Rennemo	V	M	T213	16	17	33	0	18	17	35	1	68	1
 Dylan Tjepkes	V	M	T78	23	21	44	3	19	22	41	3	85	3
 Jordan Ufford	JV	M	217	11	15	26	0	14	13	27	0	53	0
 Johnathan Weidenborner	V	M	T199	17	17	34	0	15	22	37	10	71	10
 Joseph Weidenborner	V	M	T182	16	18	34	1	20	19	39	1	73	1
<b>Target Count</b>				15	15	30		15	15	30		60	

## Team Totals









	Team Total	Team Rank	Team High Gun Male	Team High Gun Female
<b>Novice</b>	DNQ	DNQ	N/A	N/A
<b>Jr. Varsity</b>	316	26	Boden Lempart (62)	Christina Grundmeier (76)
<b>Varsity</b>	401	19	Dylan Tjepkes (85)	N/A
<b>Team Qualification</b>	401	27		

\* Indicates athlete's ranking among his/her Classification and Gender

\*\* Indicates longest run of hits in reverse order. Used as a tie-breaker if necessary. Not all reverse runs are recorded.

DNQ indicates that the team did not qualify for the specified classification. A minimum of 5 athletes is required to compete in team competitions.

### Team: LaCrescent High School

Athlete	Class	Gender	Rank*	Session 1 Score				Session 2 Score				Total	
				Rnd 1	Rnd 2	Sub-Total	Rev Run	Rnd 1	Rnd 2	Sub-Total	Rev Run	Total Score	Rev Run**
 Ray Bollman	JV	M	237	13	11	24	0	5	4	9	0	33	0
 Justin Bridwell	N	M	T112	13	12	25	3	12	0	12		37	
 Nathan Frank	JV	M	T17	23	18	41	5	23	21	44	3	85	3
 Nick Franta	N	M	T9	21	20	41	0	18	0	18	2	59	2
 Sid Olson	V	M	11	23	25	48	35	22	24	46	9	94	9
 Kaleb Peterson	JV	M	T24	19	20	39	2	21	23	44	4	83	4
 Logan Smith	V	M	T157	20	21	41	6	21	15	36	0	77	0
 Alex Walter	N	M										0	
<b>Target Count</b>				7	7	14		7	5	12		26	

### Team Totals

	Team Total	Team Rank	Team High Gun Male	Team High Gun Female
<b>Novice</b>	DNQ	DNQ	Nick Franta (59)	N/A
<b>Jr. Varsity</b>	DNQ	DNQ	Nathan Frank (85)	N/A
<b>Varsity</b>	DNQ	DNQ	Sid Olson (94)	N/A
<b>Team Qualification</b>	372	46		

\* Indicates athlete's ranking among his/her Classification and Gender



\*\* Indicates longest run of hits in reverse order. Used as a tie-breaker if necessary. Not all reverse runs are recorded.

DNQ indicates that the team did not qualify for the specified classification. A minimum of 5 athletes is required to compete in team competitions.

### Team: Lake Park-Audubon High School

Athlete	Class	Gender	Rank*	Session 1 Score				Session 2 Score				Total	
				Rnd 1	Rnd 2	Sub-Total	Rev Run	Rnd 1	Rnd 2	Sub-Total	Rev Run	Total Score	Rev Run**
Bryant Briard	JV	M	T97	17	18	35	7	21	18	39	2	74	2
Grant Briard	V	M	T96	19	23	42	5	20	21	41	1	83	1
Thomas Hoffman	V	M	T106	19	19	38	1	22	22	44	10	82	10
Sam Jacobson	N	M	T40	16	15	31	0	20	0	20	1	51	1
Will Jacobson	V	M	T54	20	20	40	0	24	23	47	0	87	0
Alec Korby	JV	M										0	
Zeb Lewis	V	M	T130	17	21	38	12	19	23	42	8	80	8
Alan Lubbers	JV	M	T69	19	21	40	10	18	19	37	4	77	4
Ben Rabideau	JV	M	T213	13	12	25	4	17	13	30	0	55	0
Ethan Schermer	JV	M	T52	18	21	39	14	19	21	40	11	79	11
<b>Target Count</b>				9	9	18		9	8	17		35	

### Team Totals









	Team Total	Team Rank	Team High Gun Male	Team High Gun Female
<b>Novice</b>	DNQ	DNQ	Sam Jacobson (51)	N/A
<b>Jr. Varsity</b>	DNQ	DNQ	Ethan Schermer (79)	N/A
<b>Varsity</b>	DNQ	DNQ	Will Jacobson (87)	N/A
<b>Team Qualification</b>	411	23		

\* Indicates athlete's ranking among his/her Classification and Gender

\*\* Indicates longest run of hits in reverse order. Used as a tie-breaker if necessary. Not all reverse runs are recorded.

DNQ indicates that the team did not qualify for the specified classification. A minimum of 5 athletes is required to compete in team competitions.

## Team: LeRoy-Ostrander High School

Athlete	Class	Gender	Rank*	Session 1 Score				Session 2 Score				Total	
				Rnd 1	Rnd 2	Sub-Total	Rev Run	Rnd 1	Rnd 2	Sub-Total	Rev Run	Total Score	Rev Run**
 Caitlyn Bosley	JV	F	T9	20	14	34	1	20	20	40	6	74	6
 Jackson Hockens	V	M	T5	23	23	46	1	24	25	49	30	95	30
 Nick Kasel	V	M	T138	16	21	37	0	22	20	42	0	79	0
 Tanner Kasel	V	M	T130	19	21	40	6	16	24	40	9	80	9
 Andrew Lohuis	N	M	T76	16	17	33	0	12	0	12	1	45	1
 Sean Lohuis	V	M	T44	22	24	46	23	20	22	42	6	88	6
 Kenric Sukalski	N	M	T56	14	14	28	1	20	0	20	11	48	11
 Anna Welsh	N	F	30	11	13	24	0	13	0	13	2	37	2
<b>Target Count</b>				8	8	16		8	5	13		29	

## Team Totals


	Team Total	Team Rank	Team High Gun Male	Team High Gun Female
<b>Novice</b>	DNQ	DNQ	Kenric Sukalski (48)	Anna Welsh (37)
<b>Jr. Varsity</b>	DNQ	DNQ	N/A	Caitlyn Bosley (74)
<b>Varsity</b>	DNQ	DNQ	Jackson Hockens (95)	N/A
<b>Team Qualification</b>	416	17		



\* Indicates athlete's ranking among his/her Classification and Gender

\*\* Indicates longest run of hits in reverse order. Used as a tie-breaker if necessary. Not all reverse runs are recorded.

DNQ indicates that the team did not qualify for the specified classification. A minimum of 5 athletes is required to compete in team competitions.

## Team: Lourdes High School

Athlete	Class	Gender	Rank*	Session 1 Score				Session 2 Score				Total	
				Rnd 1	Rnd 2	Sub-Total	Rev Run	Rnd 1	Rnd 2	Sub-Total	Rev Run	Total Score	Rev Run**
 Sophia Hyke	JV	F	T4	20	22	42	10	18	19	37	0	79	0

 Cody Morris	N	M	3	20	22	42	6	21	0	21	7	63	7
 Ryan Rademacher	N	M	134	9	8	17	0					17	
<b>Target Count</b>				3	3	6		2	1	3		9	

## Team Totals











	Team Total	Team Rank	Team High Gun Male	Team High Gun Female
<b>Novice</b>	DNQ	DNQ	Cody Morris (63)	N/A
<b>Jr. Varsity</b>	DNQ	DNQ	N/A	Sophia Hyke (79)
<b>Varsity</b>	DNQ	DNQ	N/A	N/A
<b>Team Qualification</b>	DNQ	DNQ		

\* Indicates athlete's ranking among his/her Classification and Gender

\*\* Indicates longest run of hits in reverse order. Used as a tie-breaker if necessary. Not all reverse runs are recorded.

DNQ indicates that the team did not qualify for the specified classification. A minimum of 5 athletes is required to compete in team competitions.

## Team: Mabel-Canton High School

Athlete	Class	Gender	Rank*	Session 1 Score				Session 2 Score				Total	
				Rnd 1	Rnd 2	Sub-Total	Rev Run	Rnd 1	Rnd 2	Sub-Total	Rev Run	Total Score	Rev Run**
 Bailey Bushman	JV	M	T52	19	20	39	1	19	21	40	5	79	5
 Hunter Erickson	V	M	T147	17	20	37	5	19	22	41	0	78	0
 Randy Gerard	JV	M										0	
 Colton Heintz-Kuderer	JV	M	T102	21	20	41	2	18	14	32	0	73	0
 Blake Henry	JV	M	T37	20	22	42	5	19	20	39	0	81	0
 Brenden Kerns	V	M	T213	14	17	31	6	17	20	37	4	68	4
 Nathan Magnuson	JV	M	T203	11	17	28	6	15	14	29	4	57	4
 Tanner Marquardt	V	M	250	6	10	16	0	9	16	25	0	41	0
 Logan Richardson	JV	M	T37	23	18	41	0	22	18	40	7	81	7
 Dawson Wangen	V	M	T191	20	19	39	4	17	16	33	1	72	1



Brady Yoder

V M T245 14 15 29 2 10 13 23 0 52 0

<b>Target Count</b>				10	10	20		10	10	20		40	
---------------------	--	--	--	----	----	----	--	----	----	----	--	----	--

## Team Totals

	Team Total	Team Rank	Team High Gun Male	Team High Gun Female
<b>Novice</b>	DNQ	DNQ	N/A	N/A
<b>Jr. Varsity</b>	371	11	Blake Henry (81)	N/A
<b>Varsity</b>	311	30	Hunter Erickson (78)	N/A
<b>Team Qualification</b>	392	33		

\* Indicates athlete's ranking among his/her Classification and Gender

\*\* Indicates longest run of hits in reverse order. Used as a tie-breaker if necessary. Not all reverse runs are recorded.

DNQ indicates that the team did not qualify for the specified classification. A minimum of 5 athletes is required to compete in team competitions.

## Team: Madelia High School

Athlete	Class	Gender	Rank*	Session 1 Score				Session 2 Score				Total	
				Rnd 1	Rnd 2	Sub-Total	Rev Run	Rnd 1	Rnd 2	Sub-Total	Rev Run	Total Score	Rev Run**
Andrew Arduser	V	M	T84	18	22	40	4	20	24	44	22	84	22
Courtney Davis	N	F	T15	15	12	27	0	16	0	16	4	43	4
Jonas Eldridge	JV	M										0	
Joe Fenske	V	M	T33	20	21	41	2	24	24	48	9	89	9
Jack Kortuem	V	M										0	
Jayden Kraayenhoff	N	M	T76	13	16	29	2	16	0	16	4	45	4
Cade Lunz	JV	M	T161	13	21	34	6	15	17	32	0	66	0
Drake Meraz	JV	M	T52	16	22	38	9	20	21	41	0	79	0
Cara Teigum	N	F	T21	14	17	31	2	10	0	10	1	41	1
<b>Target Count</b>				7	7	14		7	4	11		25	

## Team Totals

Team Total	Team Rank	Team High Gun Male	Team High Gun Female
------------	-----------	--------------------	----------------------













<b>Novice</b>	DNQ	DNQ	Jayden Kraayenhoff (45)	Courtney Davis (43)
<b>Jr. Varsity</b>	DNQ	DNQ	Drake Meraz (79)	N/A
<b>Varsity</b>	DNQ	DNQ	Joe Fenske (89)	N/A
<b>Team Qualification</b>	DNQ	DNQ		

\* Indicates athlete's ranking among his/her Classification and Gender

\*\* Indicates longest run of hits in reverse order. Used as a tie-breaker if necessary. Not all reverse runs are recorded.

DNQ indicates that the team did not qualify for the specified classification. A minimum of 5 athletes is required to compete in team competitions.

## Team: Maple Lake High School

Athlete	Class	Gender	Rank*	Session 1 Score				Session 2 Score				Total	
				Rnd 1	Rnd 2	Sub-Total	Rev Run	Rnd 1	Rnd 2	Sub-Total	Rev Run	Total Score	Rev Run**
 Brady Carlson	N	M	T117	16	10	26	0	9	0	9	1	35	1
 Evan Hennen	N	M	T103	12	14	26	1	13	0	13	4	39	4
 Ian Larson	V	M	T96	23	18	41	0	21	21	42	0	83	0
 Matthew Neumann	N	M	T18	18	18	36	1	20	0	20	2	56	2
 Daniel Neutz	JV	M	T133	16	20	36	1	18	16	34	0	70	0
 Samuel Neutz	JV	M	T102	18	18	36	7	15	22	37	13	73	13
 Jack Peterson	JV	M	T61	18	21	39	2	17	22	39	8	78	8
 Austin Pingel	JV	M	T52	20	18	38	0	19	22	41	0	79	0
 Samuel Schaunaman	JV	M	T61	20	17	37	2	21	20	41	4	78	4
 Timothy Vogel	JV	M										0	
 Samuel Wilson	N	M	T86	14	15	29	3	14	0	14	1	43	1
 Hunter Wurm	V	M	T157	18	17	35	0	19	23	42	10	77	10
<b>Target Count</b>				11	11	22		11	7	18		40	

## Team Totals

<b>Team Total</b>	<b>Team Rank</b>	<b>Team High Gun Male</b>	<b>Team High Gun Female</b>

<b>Novice</b>	DNQ	DNQ	Matthew Neumann (56)	N/A
<b>Jr. Varsity</b>	378	8	Austin Pingel (79)	N/A
<b>Varsity</b>	DNQ	DNQ	Ian Larson (83)	N/A
<b>Team Qualification</b>	395	29		

\* Indicates athlete's ranking among his/her Classification and Gender

\*\* Indicates longest run of hits in reverse order. Used as a tie-breaker if necessary. Not all reverse runs are recorded.

DNQ indicates that the team did not qualify for the specified classification. A minimum of 5 athletes is required to compete in team competitions.

### Team: Marshall County Central High School

Athlete	Class	Gender	Rank*	Session 1 Score				Session 2 Score				Total	
				Rnd 1	Rnd 2	Sub-Total	Rev Run	Rnd 1	Rnd 2	Sub-Total	Rev Run	Total Score	Rev Run**
Tessa Anderson	N	F	1	22	20	42	4	15	0	15	3	57	3
Colton Blank	V	M	T84	21	21	42	0	20	22	42	1	84	1
Logan Gast	JV	M	T198	15	14	29	5	15	14	29	1	58	1
Dylan Gustafson	V	M	T199	11	20	31	4	19	21	40	1	71	1
Tyson Gustafson	N	M	T43	19	16	35	1	15	0	15	3	50	3
Carter Horien	JV	M	T47	18	23	41	4	17	22	39	5	80	5
Jarett Lee	N	M	116	12	15	27	1	9	0	9	2	36	2
Colten Lind	JV	M	T172	15	12	27	1	15	22	37	3	64	3
Tucker Lunke	N	M	T18	18	18	36	0	20	0	20	2	56	2
Ty Lunke	N	M	T68	17	17	34	1	12	0	12	2	46	2
Wyatt Lunke	V	M	T54	24	21	45	3	22	20	42	12	87	12
Braden Majer	V	M										0	
Dillan Nelson	V	M	T234	17	17	34	0	15	11	26	0	60	0
<b>Target Count</b>				12	12	24		12	7	19		43	

### Team Totals

	Team Total	Team Rank	Team High Gun Male	Team High Gun Female
<b>Novice</b>	245	8	Tucker Lunke (56)	Tessa Anderson (57)
<b>Jr. Varsity</b>	DNQ	DNQ	Carter Horien (80)	N/A
<b>Varsity</b>	DNQ	DNQ	Wyatt Lunke (87)	N/A
<b>Team Qualification</b>	386	39		

\* Indicates athlete's ranking among his/her Classification and Gender

\*\* Indicates longest run of hits in reverse order. Used as a tie-breaker if necessary. Not all reverse runs are recorded.

DNQ indicates that the team did not qualify for the specified classification. A minimum of 5 athletes is required to compete in team competitions.

### Team: Martin Luther High School

Athlete	Class	Gender	Rank*	Session 1 Score				Session 2 Score				Total	
				Rnd 1	Rnd 2	Sub-Total	Rev Run	Rnd 1	Rnd 2	Sub-Total	Rev Run	Total Score	Rev Run**
Alex Kallemeyn	JV	M	T24	21	21	42	0	20	21	41	10	83	10
Reece Riegel	V	M	T191	18	19	37	2	15	20	35	2	72	2
William Wallace	JV	M	T133	17	22	39	0	16	15	31	3	70	3
Autumn Wildfeuer	JV	F	12	18	17	35	0	19	17	36	4	71	4
Madisen Wildfeuer	N	F	T19	13	12	25	3	17	0	17	3	42	3
<b>Target Count</b>				5	5	10		5	4	9		19	

### Team Totals













	Team Total	Team Rank	Team High Gun Male	Team High Gun Female
<b>Novice</b>	DNQ	DNQ	N/A	Madisen Wildfeuer (42)
<b>Jr. Varsity</b>	DNQ	DNQ	Alex Kallemeyn (83)	Autumn Wildfeuer (71)
<b>Varsity</b>	DNQ	DNQ	Reece Riegel (72)	N/A
<b>Team Qualification</b>	DNQ	DNQ		

\* Indicates athlete's ranking among his/her Classification and Gender

\*\* Indicates longest run of hits in reverse order. Used as a tie-breaker if necessary. Not all reverse runs are recorded.

DNQ indicates that the team did not qualify for the specified classification. A minimum of 5 athletes is required to compete in team competitions.

## Team: Math and Science Academy of Woodbury

Athlete	Class	Gender	Rank*	Session 1 Score				Session 2 Score				Total	
				Rnd 1	Rnd 2	Sub-Total	Rev Run	Rnd 1	Rnd 2	Sub-Total	Rev Run	Total Score	Rev Run**
 John Ballard	N	M	T51	18	13	31	0	18	0	18	1	49	1
 Roman Benetti	N	M	T25	20	18	38	2	17	0	17	4	55	4
 Kirk Boston Salchow	JV	M	T78	19	20	39	5	18	19	37	0	76	0
 Zachary Crawford	N	M	T83	16	16	32	2	12	0	12	0	44	0
 Nathan Godfrey	N	M										0	
 Aaron Koren	JV	M	T37	23	21	44	2	19	18	37	2	81	2
 Jules Mockovak	V	M	T130	23	20	43	9	16	21	37	9	80	9
 Katherine Poor	JV	F	T29	10	19	29	8	13	15	28	0	57	0
 William Poor	JV	M										0	
 William Schulze	N	M	T43	19	17	36	2	14	0	14	3	50	3
 Hans Swanson	V	M	T106	20	22	42	1	18	22	40	11	82	11
 Lily Swanson	JV	F	T17	12	21	33	5	15	20	35	3	68	3
<b>Target Count</b>				10	10	20		10	6	16		36	

## Team Totals

	Team Total	Team Rank	Team High Gun Male	Team High Gun Female
<b>Novice</b>	DNQ	DNQ	Roman Benetti (55)	N/A
<b>Jr. Varsity</b>	DNQ	DNQ	Aaron Koren (81)	Lily Swanson (68)
<b>Varsity</b>	DNQ	DNQ	Hans Swanson (82)	N/A
<b>Team Qualification</b>	387	37		

\* Indicates athlete's ranking among his/her Classification and Gender

\*\* Indicates longest run of hits in reverse order. Used as a tie-breaker if necessary. Not all reverse runs are recorded.

DNQ indicates that the team did not qualify for the specified classification. A minimum of 5 athletes is required to compete in team competitions.



## Team: Menahga High School

Athlete	Class	Gender	Rank*	Session 1 Score				Session 2 Score				Total	
				Rnd 1	Rnd 2	Sub-Total	Rev Run	Rnd 1	Rnd 2	Sub-Total	Rev Run	Total Score	Rev Run**
Anna Besonen	N	F	T10	20	15	35	0	11	0	11	0	46	0
Caleb Hasbargen	JV	M	T102	19	18	37	1	20	16	36	5	73	5
Carter Hasbargen	N	M	T12	17	22	39	5	19	0	19	0	58	0
Anthony Juntunen	JV	M	T113	19	17	36	2	17	19	36	1	72	1
Jordan Notsch	N	M	T68	21	13	34	0	12	0	12	0	46	0
Clayton Novak	N	M	T68	14	15	29	0	17	0	17	0	46	0
Andrew Rockensock	V	M	T96	19	21	40	2	21	22	43	8	83	8
Beth Rockensock	JV	F	3	22	21	43	1	17	20	37	0	80	0
Jeffrey Rockensock	N	M	T43	15	17	32	1	18	0	18	1	50	1
Keaton Schoon	N	M	T76	13	19	32	3	13	0	13	0	45	0
Logan Schoon	JV	M	T113	21	17	38	0	18	16	34	1	72	1
Ethan Trout	JV	M	T161	21	16	37	0	17	12	29	5	66	5
Melissa Trout	N	F	T28	16	12	28	2	10	0	10	0	38	0
<b>Target Count</b>				13	13	26		13	6	19		45	

## Team Totals


















	Team Total	Team Rank	Team High Gun Male	Team High Gun Female
<b>Novice</b>	246	7	Carter Hasbargen (58)	Anna Besonen (46)
<b>Jr. Varsity</b>	363	15	Caleb Hasbargen (73)	Beth Rockensock (80)
<b>Varsity</b>	DNQ	DNQ	Andrew Rockensock (83)	N/A
<b>Team Qualification</b>	380	42		

\* Indicates athlete's ranking among his/her Classification and Gender

\*\* Indicates longest run of hits in reverse order. Used as a tie-breaker if necessary. Not all reverse runs are recorded.

DNQ indicates that the team did not qualify for the specified classification. A minimum of 5 athletes is required to compete in team competitions.

## Team: Milaca High School

Athlete	Class	Gender	Rank*	Session 1 Score				Session 2 Score				Total	
				Rnd 1	Rnd 2	Sub-Total	Rev Run	Rnd 1	Rnd 2	Sub-Total	Rev Run	Total Score	Rev Run**
 Levi Anderson	JV	M	T31	22	24	46	10	16	20	36	0	82	0
 Cole Barsody	V	M	T5	24	24	48	9	23	24	47	10	95	10
 Hunter Glem	JV	M	T78	19	21	40	7	14	22	36	6	76	6
 Garrett Hall	JV	M	T188	13	17	30	1	14	16	30	0	60	0
 Matt Hipsag	V	M	T44	22	21	43	12	23	22	45	2	88	2
 Joelle Knapp	JV	F	T22	20	16	36	2	11	18	29	0	65	0
 Travis Lubrant	V	M	T33	20	22	42	1	23	24	47	3	89	3
 Austin Majerus	JV	M	T31	20	19	39	4	21	22	43	0	82	0
 John Manthie	V	M	T222	17	15	32	2	12	22	34	5	66	5
 Tim Manthie	V	M	T96	20	24	44	2	20	19	39	0	83	0
 Hannah McGrath	JV	F	33	16	16	32	0	15	9	24	0	56	0
 Brandon Paulson	JV	M	T37	21	19	40	6	21	20	41	10	81	10
 Gunnar Paulson	V	M	T84	21	21	42	14	22	20	42	1	84	1
 Austin Scherer	V	M	T138	20	20	40	4	22	17	39	0	79	0
 Parker Slade	JV	M	T69	22	18	40	2	19	18	37	1	77	1
 Logan Steffenson	V	M	T54	22	22	44	1	22	21	43	2	87	2
 Noah Totzke	V	M	T163	21	16	37	0	23	16	39	9	76	9
<b>Target Count</b>				17	17	34		17	17	34		68	

## Team Totals

	Team Total	Team Rank	Team High Gun Male	Team High Gun Female
<b>Novice</b>	DNQ	DNQ	N/A	N/A

<b>Jr. Varsity</b>	398	3	Austin Majerus (82)	Joelle Knapp (65)
<b>Varsity</b>	443	5	Cole Barsody (95)	N/A
<b>Team Qualification</b>	443	6		

\* Indicates athlete's ranking among his/her Classification and Gender

\*\* Indicates longest run of hits in reverse order. Used as a tie-breaker if necessary. Not all reverse runs are recorded.

DNQ indicates that the team did not qualify for the specified classification. A minimum of 5 athletes is required to compete in team competitions.

## Team: Norman County East High School

Athlete	Class	Gender	Rank*	Session 1 Score				Session 2 Score				Total	
				Rnd 1	Rnd 2	Sub-Total	Rev Run	Rnd 1	Rnd 2	Sub-Total	Rev Run	Total Score	Rev Run**
Gabby Askelson	JV	F	T27	17	16	33	3	15	12	27	0	60	0
Eric Begg	V	M	T84	22	22	44	9	22	18	40	0	84	0
Teddy Booth	JV	M	T221	14	10	24	0	13	13	26	0	50	0
Jessica Gall	V	F	7	19	20	39	3	17	19	36	5	75	5
Tate Hoseth	V	M	T182	18	17	35	5	18	20	38	1	73	1
Jasmyne Nadgwick	V	F	3	19	24	43	2	19	24	43	6	86	6
Wyatt Saice	V	M	T84	19	23	42	3	23	19	42	5	84	5
Milo Winter	V	M	T13	23	25	48	28	23	21	44	6	92	6
<b>Target Count</b>				8	8	16		8	8	16		32	

## Team Totals

	Team Total	Team Rank	Team High Gun Male	Team High Gun Female
<b>Novice</b>	DNQ	DNQ	N/A	N/A
<b>Jr. Varsity</b>	DNQ	DNQ	Teddy Booth (50)	Gabby Askelson (60)
<b>Varsity</b>	421	10	Milo Winter (92)	Jasmyne Nadgwick (86)
<b>Team Qualification</b>	421	13		

\* Indicates athlete's ranking among his/her Classification and Gender

\*\* Indicates longest run of hits in reverse order. Used as a tie-breaker if necessary. Not all reverse runs are recorded.

DNQ indicates that the team did not qualify for the specified classification. A minimum of 5 athletes is required to compete in team competitions.

## Team: North High School

Athlete	Class	Gender	Rank*	Session 1 Score				Session 2 Score				Total	
				Rnd 1	Rnd 2	Sub-Total	Rev Run	Rnd 1	Rnd 2	Sub-Total	Rev Run	Total Score	Rev Run**
Cory Berosik	JV	M	T139	14	18	32	4	15	22	37	2	69	2
Samantha Bollmann	JV	F	36	12	15	27	7	11	10	21	1	48	1
Mariah DelCastillo	N	F	4	16	19	35	1	18	0	18	2	53	2
Westin Ericson	N	M	T43	14	18	32	0	18	0	18	8	50	8
Anthony Mudek	JV	M										0	
Maxwell Murray	JV	M	T145	20	18	38	1	13	17	30	0	68	0
Dan Peterson	JV	M										0	
Brennon Scharffbillig	JV	M	2	24	22	46	0	23	22	45	6	91	6
Cole Sherwin	V	M	T44	23	22	45	0	21	22	43	1	88	1
Jason Snaza	JV	M	T89	20	16	36	1	17	22	39	6	75	6
Alexander Stavros	N	M										0	
Randal Whitaker	JV	M	T121	16	19	35	1	18	18	36	5	71	5
Zachary Woodbeck-Olson	N	M	131	5	9	14	0	7	0	7	0	21	0
<b>Target Count</b>				10	10	20		10	7	17		37	

## Team Totals

	Team Total	Team Rank	Team High Gun Male	Team High Gun Female
<b>Novice</b>	DNQ	DNQ	Westin Ericson (50)	Mariah DelCastillo (53)
<b>Jr. Varsity</b>	374	10	Brennon Scharffbillig (91)	Samantha Bollmann (48)
<b>Varsity</b>	DNQ	DNQ	Cole Sherwin (88)	N/A
<b>Team Qualification</b>	394	30		

\* Indicates athlete's ranking among his/her Classification and Gender

\*\* Indicates longest run of hits in reverse order. Used as a tie-breaker if necessary. Not all reverse runs are recorded.

DNQ indicates that the team did not qualify for the specified classification. A minimum of 5 athletes is required to compete in team competitions.

### Team: Ogilvie High School

Athlete	Class	Gender	Rank*	Session 1 Score				Session 2 Score				Total	
				Rnd 1	Rnd 2	Sub-Total	Rev Run	Rnd 1	Rnd 2	Sub-Total	Rev Run	Total Score	Rev Run**
Nathan Ambrose	N	M	T108	13	13	26	0	12	0	12	4	38	4
Telscha Berg	N	F	T40	10	11	21	1	10	0	10	0	31	0
Wyatt Heins	N	M	T6	21	21	42	11	19	0	19	7	61	7
Jacob Jorgensen	N	M	T30	17	18	35	6	18	0	18	0	53	0
Nicholas Josul	V	M	T147	19	22	41	11	18	19	37	5	78	5
Logan Peterson	JV	M	T78	22	22	44	1	16	16	32	0	76	0
<b>Target Count</b>				6	6	12		6	2	8		20	

### Team Totals


	Team Total	Team Rank	Team High Gun Male	Team High Gun Female
<b>Novice</b>	DNQ	DNQ	Wyatt Heins (61)	Telscha Berg (31)
<b>Jr. Varsity</b>	DNQ	DNQ	Logan Peterson (76)	N/A
<b>Varsity</b>	DNQ	DNQ	Nicholas Josul (78)	N/A
<b>Team Qualification</b>	DNQ	DNQ		







\* Indicates athlete's ranking among his/her Classification and Gender

\*\* Indicates longest run of hits in reverse order. Used as a tie-breaker if necessary. Not all reverse runs are recorded.

DNQ indicates that the team did not qualify for the specified classification. A minimum of 5 athletes is required to compete in team competitions.

### Team: Onamia High School

Athlete	Class	Gender	Rank*	Session 1 Score				Session 2 Score				Total	
				Rnd 1	Rnd 2	Sub-Total	Rev Run	Rnd 1	Rnd 2	Sub-Total	Rev Run	Total Score	Rev Run**
 Chris Faust	N	M	T51	18	17	35	0	14	0	14	0	49	0
Jacob Golombowski	N	M										0	

														
 Brandon Praught	V	M	T78	21	24	45	6	19	21	40	9	85	9	
 Calvin Strecker	JV	M	T37	20	20	40	1	21	20	41	1	81	1	
 Kyle Strecker	JV	M	T161	19	14	33	0	13	20	33	7	66	7	
 Sam Virnig	V	M	T84	23	23	46	0	18	20	38	0	84	0	
 Keenan Wind	JV	M	T121	22	18	40	2	17	14	31	4	71	4	
<b>Target Count</b>				6	6	12		6	5	11		23		

### Team Totals

	Team Total	Team Rank	Team High Gun Male	Team High Gun Female
<b>Novice</b>	DNQ	DNQ	Chris Faust (49)	N/A
<b>Jr. Varsity</b>	DNQ	DNQ	Kalvin Strecker (81)	N/A
<b>Varsity</b>	DNQ	DNQ	Brandon Praught (85)	N/A
<b>Team Qualification</b>	387	36		

\* Indicates athlete's ranking among his/her Classification and Gender

\*\* Indicates longest run of hits in reverse order. Used as a tie-breaker if necessary. Not all reverse runs are recorded.

DNQ indicates that the team did not qualify for the specified classification. A minimum of 5 athletes is required to compete in team competitions.

### Team: Osakis High School

Athlete	Class	Gender	Rank*	Session 1 Score				Session 2 Score				Total	
				Rnd 1	Rnd 2	Sub-Total	Rev Run	Rnd 1	Rnd 2	Sub-Total	Rev Run	Total Score	Rev Run**
Matthew Buffington	V	M	T44	19	24	43	4	22	23	45	8	88	8
Austyn Griesert	V	M	T27	24	22	46	4	22	22	44	1	90	1
Eric Griesert	V	M	T68	21	20	41	0	24	21	45	1	86	1
Carl Hirte	V	M	T106	20	19	39	1	22	21	43	13	82	13
Nate Hirte	V	M	T245	13	16	29	1	9	14	23	1	52	1
Preston Kirksey	JV	M	T121	19	16	35	1	18	18	36	1	71	1

Jaden Klimek	JV	F	26	13	20	33	1	15	13	28	2	61	2
Taylor Larson	JV	M	T69	17	20	37	3	19	21	40	4	77	4
Waylon Muenzhuber	N	M	136	4	3	7	0	6	0	6	0	13	0
Jordon Powers	JV	M	T121	20	15	35	0	17	19	36	4	71	4
Matthew Ramey	N	M	T56	14	18	32	9	16	0	16	3	48	3
Evan Soderholm	N	M	T76	13	19	32	0	13	0	13	0	45	0
Luke Staloch	JV	M										0	
Tyler Young	JV	M	T24	20	21	41	3	19	23	42	3	83	3
<b>Target Count</b>				13	13	26		13	10	23		49	

### Team Totals

	Team Total	Team Rank	Team High Gun Male	Team High Gun Female
<b>Novice</b>	DNQ	DNQ	Matthew Ramey (48)	N/A
<b>Jr. Varsity</b>	363	14	Tyler Young (83)	Jaden Klimek (61)
<b>Varsity</b>	398	20	Austyn Griesert (90)	N/A
<b>Team Qualification</b>	429	9		

\* Indicates athlete's ranking among his/her Classification and Gender

\*\* Indicates longest run of hits in reverse order. Used as a tie-breaker if necessary. Not all reverse runs are recorded.

DNQ indicates that the team did not qualify for the specified classification. A minimum of 5 athletes is required to compete in team competitions.

### Team: PACT Charter School

Athlete	Class	Gender	Rank*	Session 1 Score				Session 2 Score				Total	
				Rnd 1	Rnd 2	Sub-Total	Rev Run	Rnd 1	Rnd 2	Sub-Total	Rev Run	Total Score	Rev Run**
Coleton Edgington	V	M	T207	23	15	38	4	16	15	31	2	69	2
Trever Lindberg	JV	M	T218	15	12	27	4	13	12	25	5	52	5
Alex Myrum	V	M	T207	16	16	32	0	18	19	37	5	69	5
Jacob Myrum	JV	M	T145	19	17	36	0	18	14	32	0	68	0

Angelo Nelson	JV	M	229	11	10	21	0	15	11	26	0	47	0
Avery O'Brien	JV	M	T225	10	16	26	2	8	15	23	0	49	0
Justin Podoll	V	M	T182	22	18	40	5	16	17	33	2	73	2
Reed Podoll	V	M	233	13	16	29	2	18	14	32	2	61	2
Joslyn Prather	JV	F	T27	16	16	32	1	15	13	28	1	60	1
Kyle Usher	V	M	T78	19	23	42	11	21	22	43	6	85	6
<b>Target Count</b>				10	10	20		10	10	20		40	

## Team Totals







	Team Total	Team Rank	Team High Gun Male	Team High Gun Female
<b>Novice</b>	DNQ	DNQ	N/A	N/A
<b>Jr. Varsity</b>	276	31	Jacob Myrum (68)	Joslyn Prather (60)
<b>Varsity</b>	357	29	Kyle Usher (85)	N/A
<b>Team Qualification</b>	364	49		

\* Indicates athlete's ranking among his/her Classification and Gender





\*\* Indicates longest run of hits in reverse order. Used as a tie-breaker if necessary. Not all reverse runs are recorded.

DNQ indicates that the team did not qualify for the specified classification. A minimum of 5 athletes is required to compete in team competitions.

## Team: Park Christian School

Athlete	Class	Gender	Rank*	Session 1 Score				Session 2 Score				Total	
				Rnd 1	Rnd 2	Sub-Total	Rev Run	Rnd 1	Rnd 2	Sub-Total	Rev Run	Total Score	Rev Run**
 Cody Browning	N	M	T12	17	20	37	0	21	0	21	0	58	0
 Caleb Davis	JV	M	1	23	23	46	3	24	23	47	0	93	0
 Braden Hagen	JV	M	T17	19	23	42	1	22	21	43	0	85	0
 Cameron Hoff	JV	M										0	
 Jacob Klug	N	M										0	
 Tate Klug	N	M	T30	18	14	32	0	21	0	21	3	53	3



 Casey Kremke	N	F	T10	14	18	32	9	14	0	14	1	46	1
 Jared Motschenbacher	N	M										0	
 Ashton Payne	N	M	T25	19	19	38	5	17	0	17	3	55	3
 Mark Schwandt	JV	M	T121	18	19	37	7	17	17	34	6	71	6
 Holden Tweten	N	M										0	
<b>Target Count</b>				7	7	14		7	3	10		24	

## Team Totals

	Team Total	Team Rank	Team High Gun Male	Team High Gun Female
<b>Novice</b>	DNQ	DNQ	Cody Browning (58)	Casey Kremke (46)
<b>Jr. Varsity</b>	DNQ	DNQ	Caleb Davis (93)	N/A
<b>Varsity</b>	DNQ	DNQ	N/A	N/A
<b>Team Qualification</b>	DNQ	DNQ		

\* Indicates athlete's ranking among his/her Classification and Gender

\*\* Indicates longest run of hits in reverse order. Used as a tie-breaker if necessary. Not all reverse runs are recorded.

DNQ indicates that the team did not qualify for the specified classification. A minimum of 5 athletes is required to compete in team competitions.

## Team: Paynesville High School

Athlete	Class	Gender	Rank*	Session 1 Score				Session 2 Score				Total	
				Rnd 1	Rnd 2	Sub-Total	Rev Run	Rnd 1	Rnd 2	Sub-Total	Rev Run	Total Score	Rev Run**
Corey Dahl	V	M	T138	21	20	41	8	20	18	38	9	79	9
Toby Flannigan	V	M	T106	20	22	42	5	20	20	40	8	82	8
Brennen Gunderson	V	M	T222	17	17	34	9	15	17	32	5	66	5
Jerald Gunderson	JV	M	T102	21	19	40	2	16	17	33	1	73	1
Dustin Hieserich	V	M	T68	21	21	42	2	22	22	44	0	86	0
Riley Hoekstra	V	M	T68	19	21	40	0	21	25	46	30	86	30
Tori Jenkins	JV	F	T42	5	8	13	2	10	9	19	0	32	0

Patrick Kranz	V	M	T168	21	18	39	4	18	18	36	0	75	0
Andrew Lenzmeier	JV	M	T145	15	19	34	0	18	16	34	0	68	0
Indy Osendorf	V	M	T182	17	19	36	2	19	18	37	0	73	0
Collin Riley	V	M	T174	19	16	35	2	22	17	39	0	74	0
Justin Wendlandt	JV	M	T102	16	18	34	1	20	19	39	1	73	1
Andrew Wendt	N	M	T63	17	14	31	3	16	0	16	0	47	0
<b>Target Count</b>				13	13	26		13	12	25		51	

### Team Totals







	Team Total	Team Rank	Team High Gun Male	Team High Gun Female
<b>Novice</b>	DNQ	DNQ	Andrew Wendt (47)	N/A
<b>Jr. Varsity</b>	DNQ	DNQ	Jerald Gunderson (73)	Tori Jenkins (32)
<b>Varsity</b>	408	17	Riley Hoekstra (86)	N/A
<b>Team Qualification</b>	408	25		














\* Indicates athlete's ranking among his/her Classification and Gender

\*\* Indicates longest run of hits in reverse order. Used as a tie-breaker if necessary. Not all reverse runs are recorded.

DNQ indicates that the team did not qualify for the specified classification. A minimum of 5 athletes is required to compete in team competitions.

### Team: Pillager High School

Athlete	Class	Gender	Rank*	Session 1 Score				Session 2 Score				Total	
				Rnd 1	Rnd 2	Sub-Total	Rev Run	Rnd 1	Rnd 2	Sub-Total	Rev Run	Total Score	Rev Run**
 Joseph Albertson	V	M	T54	20	21	41	18	22	24	46	2	87	2
 Joe Anderson	JV	M	T89	20	20	40	0	16	19	35	0	75	0
 Jared Eischeid	JV	M	T161	15	22	37	7	16	13	29	0	66	0
 Jared Eng	V	M	T18	24	21	45	1	25	21	46	8	91	8
 Kody Eschenbacher	JV	M	T172	17	15	32	1	13	19	32	7	64	7
 Brady Hanson	JV	M	T10	21	23	44	9	21	22	43	19	87	19

 Garrett Johnson	V	M	T78	22	22	44	8	20	21	41	10	85	10
 Tristan Kavanaugh	N	M	T122	10	14	24	0	9	0	9	0	33	0
 Jon Kicker	JV	M	T89	18	19	37	1	17	21	38	9	75	9
 Braydon Koland	V	M	T54	24	20	44	4	20	23	43	5	87	5
 Kaitlyn Luksik	V	F	2	23	22	45	7	22	22	44	16	89	16
 Logan Lunow	V	M	T5	24	24	48	17	25	22	47	1	95	1
 Levi Nagel	JV	M	T10	20	21	41	5	23	23	46	12	87	12
 Ben Oie	V	M	T96	18	21	39	11	23	21	44	10	83	10
 Carson Vanvickle	V	M	T238	10	15	25	0	15	18	33	0	58	0
 Tyler Wilcox	JV	M	T78	19	19	38	2	19	19	38	1	76	1
 Nick Willette	N	M	T9	19	19	38	3	21	0	21	4	59	4
 Chase Winterowd	JV	M	T78	18	21	39	3	15	22	37	0	76	0
 Luke Woidyla	JV	M	T176	10	19	29	9	19	15	34	1	63	1
<b>Target Count</b>				19	19	38		19	17	36		74	

## Team Totals

	Team Total	Team Rank	Team High Gun Male	Team High Gun Female
<b>Novice</b>	DNQ	DNQ	Nick Willette (59)	N/A
<b>Jr. Varsity</b>	401	2	Levi Nagel (87)	N/A
<b>Varsity</b>	449	2	Logan Lunow (95)	Kaitlyn Luksik (89)
<b>Team Qualification</b>	449	3		











\* Indicates athlete's ranking among his/her Classification and Gender

\*\* Indicates longest run of hits in reverse order. Used as a tie-breaker if necessary. Not all reverse runs are recorded.

DNQ indicates that the team did not qualify for the specified classification. A minimum of 5 athletes is required to compete in team competitions.

## Team: Pine River-Backus High School

	Session 1 Score	Session 2 Score	Total

Athlete	Class	Gender	Rank*	Rnd 1	Rnd 2	Sub-Total	Rev Run	Rnd 1	Rnd 2	Sub-Total	Rev Run	Total Score	Rev Run**
 Madison Abraham	N	F	T13	18	12	30	1	14	0	14	0	44	0
 Logan Carlson	N	M	T43	15	17	32	1	18	0	18	0	50	0
 Nikoa Cooper	JV	M	T89	17	15	32	2	19	24	43	16	75	16
 Eldon Eastvold	JV	M	T78	19	20	39	1	21	16	37	7	76	7
 Kalli King	N	F	T46	9	7	16	1	12	0	12	0	28	0
 David Schroeder	V	M	3	25	25	50	50	24	23	47	11	97	11
 Jayden Stevenson	N	M										0	
 Avery Trout	N	F	T43	4	9	13	0	16	0	16	1	29	1
 Ryan Tuchtenhagen	N	M	T40	13	20	33	6	18	0	18	2	51	2
 Cassandra Wolkenhauer	N	F	T13	16	12	28	4	16	0	16	9	44	9
<b>Target Count</b>				9	9	18		9	3	12		30	

## Team Totals

	Team Total	Team Rank	Team High Gun Male	Team High Gun Female
<b>Novice</b>	218	13	Ryan Tuchtenhagen (51)	Cassandra Wolkenhauer (44)
<b>Jr. Varsity</b>	DNQ	DNQ	Eldon Eastvold (76)	N/A
<b>Varsity</b>	DNQ	DNQ	David Schroeder (97)	N/A
<b>Team Qualification</b>	DNQ	DNQ		

\* Indicates athlete's ranking among his/her Classification and Gender

\*\* Indicates longest run of hits in reverse order. Used as a tie-breaker if necessary. Not all reverse runs are recorded.

DNQ indicates that the team did not qualify for the specified classification. A minimum of 5 athletes is required to compete in team competitions.

## Team: Red Lake County Central High School

Athlete	Class	Gender	Rank*	Session 1 Score				Session 2 Score				Total	
				Rnd 1	Rnd 2	Sub-Total	Rev Run	Rnd 1	Rnd 2	Sub-Total	Rev Run	Total Score	Rev Run**
Cade Bachand	V	M	T44	21	24	45	8	21	22	43	3	88	3

Adam Cater	V	M	T123	19	22	41	6	19	21	40	1	81	1
Marcus Christensen	V	M	T18	22	24	46	8	23	22	45	1	91	1
Nick Lill	JV	M	T69	15	22	37	6	20	20	40	2	77	2
Josef Paradis	V	M	T123	21	19	40	4	20	21	41	1	81	1
Seth Paradis	V	M	T106	17	25	42	31	21	19	40	0	82	0
Tyler Sandahl	N	M										0	
Ethan Vettleon	V	M	T157	19	24	43	10	19	15	34	0	77	0
<b>Target Count</b>				7	7	14		7	7	14		28	

## Team Totals





	Team Total	Team Rank	Team High Gun Male	Team High Gun Female
<b>Novice</b>	DNQ	DNQ	N/A	N/A
<b>Jr. Varsity</b>	DNQ	DNQ	Nick Lill (77)	N/A
<b>Varsity</b>	423	9	Marcus Christensen (91)	N/A
<b>Team Qualification</b>	423	10		

\* Indicates athlete's ranking among his/her Classification and Gender

\*\* Indicates longest run of hits in reverse order. Used as a tie-breaker if necessary. Not all reverse runs are recorded.

DNQ indicates that the team did not qualify for the specified classification. A minimum of 5 athletes is required to compete in team competitions.

## Team: Rochester Area Association of Christian Home Educa

Athlete	Class	Gender	Rank*	Session 1 Score				Session 2 Score				Total	
				Rnd 1	Rnd 2	Sub-Total	Rev Run	Rnd 1	Rnd 2	Sub-Total	Rev Run	Total Score	Rev Run**
 Michael Pyse	N	M	T12	17	21	38	3	20	0	20	3	58	3
 Ben Tiede	N	M	T100	13	10	23	0	17	0	17	2	40	2
 Caleb Tiede	JV	M	T52	17	18	35	1	23	21	44	2	79	2
 Lexi Walske	N	F	T38	10	11	21	0	11	0	11	3	32	3
<b>Target Count</b>				4	4	8		4	1	5		13	

## Team Totals

	Team Total	Team Rank	Team High Gun Male	Team High Gun Female
<b>Novice</b>	DNQ	DNQ	Michael Pyse (58)	Lexi Walske (32)
<b>Jr. Varsity</b>	DNQ	DNQ	Caleb Tiede (79)	N/A
<b>Varsity</b>	DNQ	DNQ	N/A	N/A
<b>Team Qualification</b>	DNQ	DNQ		

\* Indicates athlete's ranking among his/her Classification and Gender

\*\* Indicates longest run of hits in reverse order. Used as a tie-breaker if necessary. Not all reverse runs are recorded.

DNQ indicates that the team did not qualify for the specified classification. A minimum of 5 athletes is required to compete in team competitions.

## Team: Rothsay High School

Athlete	Class	Gender	Rank*	Session 1 Score				Session 2 Score				Total	
				Rnd 1	Rnd 2	Sub-Total	Rev Run	Rnd 1	Rnd 2	Sub-Total	Rev Run	Total Score	Rev Run**
Ethan Curtis	N	M	T16	19	20	39	3	18	0	18	2	57	2
Wyatt Curtis	JV	M	T4	21	22	43	0	23	23	46	2	89	2
Parker Keep	JV	M	T113	18	14	32	0	18	22	40	3	72	3
Tanner Keep	JV	M	T17	21	21	42	3	22	21	43	0	85	0
Riley Larson	JV	M	T10	22	23	45	7	20	22	42	8	87	8
Austin Link	N	M	T97	12	17	29	0	12	0	12	0	41	0
Tahren Petersen	N	M	T120	6	10	16	2	18	0	18	1	34	1
Clifford Pollock	N	M	T18	21	16	37	1	19	0	19	5	56	5
Sam Rotz	JV	M	T102	17	16	33	0	20	20	40	8	73	8
Patrick Wellnitz	N	M	8	19	19	38	9	22	0	22	7	60	7
Nick Wiezorek	V	M	T33	21	21	42	6	23	24	47	4	89	4
<b>Target Count</b>				11	11	22		11	6	17		39	

## Team Totals

Team Total	Team Rank	Team High Gun Male	Team High Gun Female
------------	-----------	--------------------	----------------------






<b>Novice</b>	248	6	Patrick Wellnitz (60)	N/A
<b>Jr. Varsity</b>	406	1	Wyatt Curtis (89)	N/A
<b>Varsity</b>	DNQ	DNQ	Nick Wiezorek (89)	N/A
<b>Team Qualification</b>	423	11		

\* Indicates athlete's ranking among his/her Classification and Gender

\*\* Indicates longest run of hits in reverse order. Used as a tie-breaker if necessary. Not all reverse runs are recorded.

DNQ indicates that the team did not qualify for the specified classification. A minimum of 5 athletes is required to compete in team competitions.

### Team: Rushford-Peterson High School

Athlete	Class	Gender	Rank*	Session 1 Score				Session 2 Score				Total	
				Rnd 1	Rnd 2	Sub-Total	Rev Run	Rnd 1	Rnd 2	Sub-Total	Rev Run	Total Score	Rev Run**
 Quentin Douglas	JV	M	T24	18	24	42	15	18	23	41	18	83	18
 Grace Luhmann	N	F	55	0	5	5	1	2	0	2	0	7	0
 Gabe Mierau	JV	M										0	
 Nolan Mueller	N	M	T25	15	20	35	15	20	0	20	0	55	0
 Kiana Pehler	JV	F	1	23	22	45	1	23	20	43	1	88	1
<b>Target Count</b>				3	4	7		4	2	6		13	

### Team Totals

	Team Total	Team Rank	Team High Gun Male	Team High Gun Female
<b>Novice</b>	DNQ	DNQ	Nolan Mueller (55)	Grace Luhmann (7)
<b>Jr. Varsity</b>	DNQ	DNQ	Quentin Douglas (83)	Kiana Pehler (88)
<b>Varsity</b>	DNQ	DNQ	N/A	N/A
<b>Team Qualification</b>	DNQ	DNQ		

\* Indicates athlete's ranking among his/her Classification and Gender

\*\* Indicates longest run of hits in reverse order. Used as a tie-breaker if necessary. Not all reverse runs are recorded.

DNQ indicates that the team did not qualify for the specified classification. A minimum of 5 athletes is required to compete in team competitions.

### Team: Russell-Tyler-Ruthton High School

	Session 1 Score	Session 2 Score	Total
--	-----------------	-----------------	-------

Athlete	Class	Gender	Rank*	Rnd 1	Rnd 2	Sub-Total	Rev Run	Rnd 1	Rnd 2	Sub-Total	Rev Run	Total Score	Rev Run**
Landen Buse	JV	M	T113	19	17	36	3	18	18	36	4	72	4
Jared Christensen	JV	M										0	
Cody DeJaeghere	JV	M										0	
Luke DeJaeghere	N	M										0	
Lucas Erickson	V	M										0	
Jason Honebrink	V	M	T106	22	20	42	8	20	20	40	0	82	0
Collin Johnson	JV	M										0	
Cade Jorgensen	JV	M										0	
Cameron Jorgensen	V	M	T84	21	21	42	5	21	21	42	0	84	0
Harley Nielsen	JV	M										0	
Jacob Peterson	JV	M	T61	18	22	40	8	20	18	38	1	78	1
Garret Reisdorfer	N	M										0	
Max Schardin	JV	M	T176	18	19	37	5	14	12	26	1	63	1
Sam Schardin	JV	M	T52	19	22	41	0	16	22	38	0	79	0
Boone Van Overbeke	V	M	T18	22	22	44	1	23	24	47	5	91	5
Austin Weets	V	M										0	
Collin Wells	N	M										0	
Riley Williams	JV	M										0	
<b>Target Count</b>				7	7	14		7	7	14		28	

## Team Totals

	Team Total	Team Rank	Team High Gun Male	Team High Gun Female
<b>Novice</b>	DNQ	DNQ	N/A	N/A
<b>Jr. Varsity</b>	DNQ	DNQ	Sam Schardin (79)	N/A



<b>Varsity</b>	DNQ	DNQ	Boone Van Overbeke (91)	N/A
<b>Team Qualification</b>	414	19		

\* Indicates athlete's ranking among his/her Classification and Gender

\*\* Indicates longest run of hits in reverse order. Used as a tie-breaker if necessary. Not all reverse runs are recorded.

DNQ indicates that the team did not qualify for the specified classification. A minimum of 5 athletes is required to compete in team competitions.

### Team: South Ridge School

Athlete	Class	Gender	Rank*	Session 1 Score				Session 2 Score				Total	
				Rnd 1	Rnd 2	Sub-Total	Rev Run	Rnd 1	Rnd 2	Sub-Total	Rev Run	Total Score	Rev Run**
Noah Brewer	N	M	T35	18	16	34	0	18	0	18	3	52	3
Brock Huard	N	M	T100	14	14	28	2	12	0	12	0	40	0
Tyler Olsen	JV	M	T113	15	16	31	1	23	18	41	1	72	1
Leanna Olson	N	F	2	20	18	38	5	19	0	19	1	57	1
<b>Target Count</b>				4	4	8		4	1	5		13	

### Team Totals


	Team Total	Team Rank	Team High Gun Male	Team High Gun Female
<b>Novice</b>	DNQ	DNQ	Noah Brewer (52)	Leanna Olson (57)
<b>Jr. Varsity</b>	DNQ	DNQ	Tyler Olsen (72)	N/A
<b>Varsity</b>	DNQ	DNQ	N/A	N/A
<b>Team Qualification</b>	DNQ	DNQ		










\* Indicates athlete's ranking among his/her Classification and Gender

\*\* Indicates longest run of hits in reverse order. Used as a tie-breaker if necessary. Not all reverse runs are recorded.

DNQ indicates that the team did not qualify for the specified classification. A minimum of 5 athletes is required to compete in team competitions.

### Team: Southland High School

Athlete	Class	Gender	Rank*	Session 1 Score				Session 2 Score				Total	
				Rnd 1	Rnd 2	Sub-Total	Rev Run	Rnd 1	Rnd 2	Sub-Total	Rev Run	Total Score	Rev Run**
 Morgan Beckmann	V	F	8	16	20	36	7	20	17	37	3	73	3

 Carter Conradt	V	M	T18	22	25	47	30	22	22	44	2	91	2
 Melody Gossman	N	F	T5	13	19	32	5	19	0	19	1	51	1
 Jeremy Heller	V	M	T106	22	17	39	3	19	24	43	3	82	3
 Jamie Johnson	V	M	T138	19	18	37	0	20	22	42	8	79	8
 Dylan Mullenbach	JV	M	T121	20	16	36	2	17	18	35	0	71	0
 Asa Smith	V	M	T106	24	20	44	2	16	22	38	2	82	2
 Colton Smith	V	M	T191	20	18	38	0	19	15	34	2	72	2
 Jonah Smith	V	M	T96	24	17	41	1	21	21	42	7	83	7
 Simon Smith	V	M	T174	19	14	33	1	23	18	41	1	74	1
<b>Target Count</b>				10	10	20		10	9	19		39	

## Team Totals




	Team Total	Team Rank	Team High Gun Male	Team High Gun Female
<b>Novice</b>	DNQ	DNQ	N/A	Melody Gossman (51)
<b>Jr. Varsity</b>	DNQ	DNQ	Dylan Mullenbach (71)	N/A
<b>Varsity</b>	417	12	Carter Conradt (91)	Morgan Beckmann (73)
<b>Team Qualification</b>	417	16		







\* Indicates athlete's ranking among his/her Classification and Gender

\*\* Indicates longest run of hits in reverse order. Used as a tie-breaker if necessary. Not all reverse runs are recorded.

DNQ indicates that the team did not qualify for the specified classification. A minimum of 5 athletes is required to compete in team competitions.

## Team: Spring Grove High School

Athlete	Class	Gender	Rank*	Session 1 Score				Session 2 Score				Total	
				Rnd 1	Rnd 2	Sub-Total	Rev Run	Rnd 1	Rnd 2	Sub-Total	Rev Run	Total Score	Rev Run**
 Brandon Anderson	JV	M	T24	20	20	40	0	22	21	43	1	83	1
 Takoda Boyd	V	M	T123	19	22	41	1	19	21	40	4	81	4
 George Boyd V	V	M	T13	21	24	45	8	24	23	47	5	92	5

 Tristan Brainard	V	M	T27	24	20	44	3	24	22	46	7	90	7
 Caden Grinde	JV	M										0	
 Kyle Hagen	V	M	T27	23	21	44	0	24	22	46	11	90	11
 Jordan Jaster	JV	M	3	22	24	46	6	19	25	44	27	90	27
 Sam Sanness	V	M	T130	18	19	37	4	20	23	43	4	80	4
 Tanner Thesing	V	M	12	24	22	46	3	22	25	47	37	93	37
<b>Target Count</b>				8	8	16		8	8	16		32	

### Team Totals







	Team Total	Team Rank	Team High Gun Male	Team High Gun Female
<b>Novice</b>	DNQ	DNQ	N/A	N/A
<b>Jr. Varsity</b>	DNQ	DNQ	Jordan Jaster (90)	N/A
<b>Varsity</b>	446	4	Tanner Thesing (93)	N/A
<b>Team Qualification</b>	455	2		













\* Indicates athlete's ranking among his/her Classification and Gender

\*\* Indicates longest run of hits in reverse order. Used as a tie-breaker if necessary. Not all reverse runs are recorded.

DNQ indicates that the team did not qualify for the specified classification. A minimum of 5 athletes is required to compete in team competitions.

### Team: St. James High School

Athlete	Class	Gender	Rank*	Session 1 Score				Session 2 Score				Total	
				Rnd 1	Rnd 2	Sub-Total	Rev Run	Rnd 1	Rnd 2	Sub-Total	Rev Run	Total Score	Rev Run**
 Jacob Brey	V	M	T106	18	22	40	13	19	23	42	13	82	13
 Madison Brey	JV	F	T6	18	19	37	1	19	21	40	1	77	1
 Nicholas Brey	JV	M	T61	21	22	43	16	17	18	35	6	78	6
 Jordan Dougherty	V	M	T106	20	20	40	7	24	18	42	0	82	0
 Dominick Friedrich	V	M	T18	22	20	42	4	25	24	49	0	91	0
 Brandon Hjelmmer	V	M	1	24	23	47	17	25	25	50	50	97	67

 Kyler Johnson	V	M	T191	19	15	34	1	18	20	38	6	72	6
 Alex Knickrehm	V	M	T106	20	20	40	1	19	23	42	0	82	0
 Mason Lenning	JV	M	239	2	1	3	0	5	4	9	0	12	0
 Landon Malmgren	V	M	T84	21	23	44	13	19	21	40	0	84	0
 Bill Meyer	V	M	T147	21	20	41	4	16	21	37	1	78	1
 Jacob Meyer	JV	M	T47	18	22	40	1	22	18	40	0	80	0
 Zach Orvis	V	M	T33	20	25	45	27	22	22	44	12	89	12
 Nick Petersen	V	M	T18	23	24	47	12	22	22	44	8	91	8
 Amber Reed	JV	F	35	16	10	26	1	13	11	24	0	50	0
 William Rehm	V	M	T18	22	25	47	35	22	22	44	18	91	18
 Riley Sandmeyer	V	M	T147	19	22	41	1	19	18	37	1	78	1
 Maxwell Svalland	V	M	T54	21	22	43	7	22	22	44	2	87	2
<b>Target Count</b>				18	18	36		18	18	36		72	

## Team Totals

	Team Total	Team Rank	Team High Gun Male	Team High Gun Female
<b>Novice</b>	DNQ	DNQ	N/A	N/A
<b>Jr. Varsity</b>	297	28	Jacob Meyer (80)	Madison Brey (77)
<b>Varsity</b>	459	1	Brandon Hjelmmer (97)	N/A
<b>Team Qualification</b>	459	1		

\* Indicates athlete's ranking among his/her Classification and Gender

\*\* Indicates longest run of hits in reverse order. Used as a tie-breaker if necessary. Not all reverse runs are recorded.

DNQ indicates that the team did not qualify for the specified classification. A minimum of 5 athletes is required to compete in team competitions.

## Team: Stephen-Argyle Central High School

Athlete	Class	Gender	Rank*	Session 1 Score				Session 2 Score				Total		
				Rnd 1	Rnd 2	Sub-Total	Rev Run	Rnd 1	Rnd 2	Sub-Total	Rev Run	Total Score	Rev Run**	

Annika Carlson	N	F	T26	12	15	27	1	12	0	12	0	39	0
Payton Carlson	V	M	T191	17	18	35	1	22	15	37	4	72	4
Madison Deschene	JV	F	T13	17	19	36	3	18	16	34	1	70	1
Wyatt Hamre	N	M	T25	16	22	38	1	17	0	17	1	55	1
Brandon Kroll	N	M	T92	13	13	26	0	16	0	16	0	42	0
Ethan McGregor	V	M	T207	15	21	36	0	19	14	33	1	69	1
Brayden Nordling	JV	M	T188	12	12	24	0	17	19	36	0	60	0
Jace Nordling	V	M	T225	13	20	33	2	19	12	31	3	64	3
Haley Riopelle	JV	F	34	7	14	21	0	12	19	31	1	52	1
Parker Riopelle	N	M	T18	20	17	37	0	19	0	19	2	56	2
Emma Rominski	N	F	T23	16	12	28	0	12	0	12	1	40	1
Mason Rominski	JV	M	T188	18	17	35	11	11	14	25	6	60	6
Ben Schiller	JV	M	T161	16	14	30	1	19	17	36	1	66	1
Kole Szczepanski	N	M	T12	19	19	38	0	20	0	20	0	58	0
Kyler Szczepanski	V	M	T106	21	24	45	21	20	17	37	0	82	0
<b>Target Count</b>				15	15	30		15	9	24		54	

## Team Totals












	Team Total	Team Rank	Team High Gun Male	Team High Gun Female
<b>Novice</b>	251	4	Kole Szczepanski (58)	Emma Rominski (40)
<b>Jr. Varsity</b>	308	27	Ben Schiller (66)	Madison Deschene (70)
<b>Varsity</b>	DNQ	DNQ	Kyler Szczepanski (82)	N/A
<b>Team Qualification</b>	359	51		

\* Indicates athlete's ranking among his/her Classification and Gender

\*\* Indicates longest run of hits in reverse order. Used as a tie-breaker if necessary. Not all reverse runs are recorded.

DNQ indicates that the team did not qualify for the specified classification. A minimum of 5 athletes is required to compete in team competitions.

## Team: Stewartville High School

Athlete	Class	Gender	Rank*	Session 1 Score				Session 2 Score				Total	
				Rnd 1	Rnd 2	Sub-Total	Rev Run	Rnd 1	Rnd 2	Sub-Total	Rev Run	Total Score	Rev Run**
 Nick Bain	V	M	T54	24	20	44	6	20	23	43	5	87	5
 Christian Cooper	V	M	T227	22	15	37	0	13	13	26	2	63	2
 Grant Lee	V	M	T174	19	17	36	1	19	19	38	7	74	7
 Daniel McCollough	V	M	T44	22	20	42	8	24	22	46	9	88	9
 Phillip McCollough	V	M	T207	20	13	33	0	18	18	36	0	69	0
 Mitchell McGuire	V	M	T182	20	16	36	0	17	20	37	1	73	1
 Carter Morgan	JV	M	T208	17	14	31	2	10	15	25	0	56	0
 Makayla Morgan	JV	F	T13	18	15	33	1	19	18	37	4	70	4
 Christopher Remling	JV	M	T156	18	14	32	0	13	22	35	5	67	5
 Josiah Vanmoer	JV	M	T139	18	18	36	1	17	16	33	5	69	5
 Tyler Williams	JV	M	T213	17	13	30	1	14	11	25	0	55	0
<b>Target Count</b>				11	11	22		11	11	22		44	

## Team Totals

	Team Total	Team Rank	Team High Gun Male	Team High Gun Female
<b>Novice</b>	DNQ	DNQ	N/A	N/A
<b>Jr. Varsity</b>	317	25	Josiah Vanmoer (69)	Makayla Morgan (70)
<b>Varsity</b>	391	21	Daniel McCollough (88)	N/A
<b>Team Qualification</b>	392	32		




















\* Indicates athlete's ranking among his/her Classification and Gender

\*\* Indicates longest run of hits in reverse order. Used as a tie-breaker if necessary. Not all reverse runs are recorded.

DNQ indicates that the team did not qualify for the specified classification. A minimum of 5 athletes is required to compete in team competitions.

## Team: Tartan High School of Oakdale



Athlete	Class	Gender	Rank*	Session 1 Score				Session 2 Score				Total	
				Rnd 1	Rnd 2	Sub-Total	Rev Run	Rnd 1	Rnd 2	Sub-Total	Rev Run	Total Score	Rev Run**
 Donovan Barthel	JV	M	T97	20	15	35	2	19	20	39	2	74	2
 Zachary Drayna	V	M	T33	23	22	45	13	21	23	44	17	89	17
 Austin Fall	JV	M	T184	17	14	31	5	14	16	30	0	61	0
 Alexander Feller	V	M	T33	22	22	44	2	22	23	45	12	89	12
 Dane Iverson	JV	M	T179	14	18	32	9	19	11	30	0	62	0
 Logan Koepke	JV	M	T139	18	13	31	3	19	19	38	3	69	3
 Henry Meyer	JV	M	T145	17	18	35	2	15	18	33	2	68	2
 Samuel Meyer	JV	M	T213	9	15	24	2	15	16	31	3	55	3
 Jeffrey Munter	JV	M	T194	11	16	27	1	17	15	32	2	59	2
 Dylan Nitz	JV	M	T168	14	18	32	2	16	17	33	0	65	0
 Joseph Pickett	V	M	T219	19	18	37	0	14	16	30	1	67	1
 Eric Pollard	JV	M										0	
 Nicholas Rizzo	JV	M	T161	18	18	36	4	15	15	30	0	66	0
 Travis Schuh	JV	M	T218	11	15	26	1	12	14	26	3	52	3
 Donald Spears Jr.	JV	M	T227	11	14	25	0	12	11	23	0	48	0
 Ryan Vasek	V	M	T44	21	24	45	18	20	23	43	0	88	0
 Lilyanna Wyland	JV	F	39	11	15	26	0	8	11	19	0	45	0
 Matthew Zawislak	V	M	T147	15	22	37	2	21	20	41	2	78	2
 Gracie Zilka	JV	F	21	13	19	32	1	17	18	35	5	67	5
<b>Target Count</b>				18	18	36		18	18	36		72	

## Team Totals

<b>Team Total</b>	<b>Team Rank</b>	<b>Team High Gun Male</b>	<b>Team High Gun Female</b>
-------------------	------------------	---------------------------	-----------------------------

<b>Novice</b>	DNQ	DNQ	N/A	N/A
<b>Jr. Varsity</b>	344	22	Donovan Barthel (74)	Gracie Zilka (67)
<b>Varsity</b>	411	14	Zachary Drayna (89)	N/A
<b>Team Qualification</b>	418	14		

\* Indicates athlete's ranking among his/her Classification and Gender

\*\* Indicates longest run of hits in reverse order. Used as a tie-breaker if necessary. Not all reverse runs are recorded.

DNQ indicates that the team did not qualify for the specified classification. A minimum of 5 athletes is required to compete in team competitions.

### Team: Verndale High School

Athlete	Class	Gender	Rank*	Session 1 Score				Session 2 Score				Total	
				Rnd 1	Rnd 2	Sub-Total	Rev Run	Rnd 1	Rnd 2	Sub-Total	Rev Run	Total Score	Rev Run**
Sharae Conn	N	F	T32	11	15	26	0	9	0	9	0	35	0
Micah Deppa	N	M	T126	10	6	16	0	13	0	13	0	29	0
Sam Hess	V	M	T123	23	21	44	18	18	19	37	4	81	4
Casey Holman	JV	M	T203	13	13	26	1	16	15	31	1	57	1
Colton Neal	N	M	125	12	13	25	2	5	0	5	0	30	0
Jackson Strom	JV	M	T15	20	23	43	19	21	22	43	1	86	1
Alexys Thompson	N	F	T15	14	12	26	0	17	0	17	8	43	8
Alyssa Thompson	N	F	T52	8	6	14	1	7	0	7	0	21	0
<b>Target Count</b>				8	8	16		8	3	11		27	

### Team Totals

	Team Total	Team Rank	Team High Gun Male	Team High Gun Female
<b>Novice</b>	158	14	Colton Neal (30)	Alexys Thompson (43)
<b>Jr. Varsity</b>	DNQ	DNQ	Jackson Strom (86)	N/A
<b>Varsity</b>	DNQ	DNQ	Sam Hess (81)	N/A
<b>Team Qualification</b>	DNQ	DNQ		
















\* Indicates athlete's ranking among his/her Classification and Gender

\*\* Indicates longest run of hits in reverse order. Used as a tie-breaker if necessary. Not all reverse runs are recorded.



DNQ indicates that the team did not qualify for the specified classification. A minimum of 5 athletes is required to compete in team competitions.

## Team: West Lutheran High School

Athlete	Class	Gender	Rank*	Session 1 Score				Session 2 Score				Total	
				Rnd 1	Rnd 2	Sub-Total	Rev Run	Rnd 1	Rnd 2	Sub-Total	Rev Run	Total Score	Rev Run**
 Simon Broberg	N	M	T51	15	12	27	1	22	0	22	1	49	1
 Crosby Carlson	N	M	T43	17	17	34	0	16	0	16	1	50	1
 Emily Carter	N	F	3	18	22	40	7	15	0	15	0	55	0
 Aren Green	JV	M	T89	18	17	35	1	23	17	40	5	75	5
 A.J. Hansen	N	M	T56	15	16	31	6	17	0	17	1	48	1
 Lucas Isenberg	JV	M	T8	21	23	44	3	22	22	44	11	88	11
 Brady Kappel	N	M	T112	8	11	19	1	18	0	18	0	37	0
 Ben Kemna	JV	M	T188	14	19	33	8	11	16	27	2	60	2
 Ethan Knapp	N	M	T92	11	15	26	2	16	0	16	1	42	1
 Alex Kordus	JV	M	T10	22	23	45	3	22	20	42	2	87	2
 Kyle Lauria	JV	M										0	
 Derek Nord	JV	M	T69	21	15	36	4	21	20	41	1	77	1
 Joshua Pomeranke	N	M	T92	12	12	24	2	18	0	18	0	42	0
 Danny Schilling	N	M	T56	17	13	30	1	18	0	18	1	48	1
 Trent Vollrath	N	M										0	
<b>Target Count</b>				13	13	26		13	5	18		44	

## Team Totals

	Team Total	Team Rank	Team High Gun Male	Team High Gun Female
<b>Novice</b>	250	5	Crosby Carlson (50)	Emily Carter (55)
<b>Jr. Varsity</b>	387	5	Lucas Isenberg (88)	N/A

<b>Varsity</b>	DNQ	DNQ	N/A	N/A
<b>Team Qualification</b>	387	35		

\* Indicates athlete's ranking among his/her Classification and Gender

\*\* Indicates longest run of hits in reverse order. Used as a tie-breaker if necessary. Not all reverse runs are recorded.

DNQ indicates that the team did not qualify for the specified classification. A minimum of 5 athletes is required to compete in team competitions.

### Team: William Kelley High School

Athlete	Class	Gender	Rank*	Session 1 Score				Session 2 Score				Total	
				Rnd 1	Rnd 2	Sub-Total	Rev Run	Rnd 1	Rnd 2	Sub-Total	Rev Run	Total Score	Rev Run**
Gunnar Frahm	V	M	T18	22	22	44	9	24	23	47	8	91	8
Evan Kallinen	V	M	T33	24	21	45	2	21	23	44	2	89	2
Carter LeBlanc	V	M	T5	24	24	48	21	25	22	47	0	95	0
Gavin LeBlanc	V	M	T96	18	22	40	4	22	21	43	2	83	2
Zack Lewis	V	M	T44	22	19	41	3	24	23	47	10	88	10
Alexandra Ludwig	N	F	9	13	18	31	0	16	0	16	3	47	3
Tyler Mallory	N	M	T83	16	13	29	1	15	0	15	1	44	1
Giovanni Marolt	JV	M										0	
Blake Maxey	N	M										0	
Nicolas Reineccius	N	M										0	
Thomas Rowlee	V	M	T84	21	19	40	1	22	22	44	5	84	5
<b>Target Count</b>				8	8	16		8	6	14		30	

### Team Totals




	Team Total	Team Rank	Team High Gun Male	Team High Gun Female
<b>Novice</b>	DNQ	DNQ	Tyler Mallory (44)	Alexandra Ludwig (47)
<b>Jr. Varsity</b>	DNQ	DNQ	N/A	N/A
<b>Varsity</b>	447	3	Carter LeBlanc (95)	N/A
<b>Team Qualification</b>	447	4		

\* Indicates athlete's ranking among his/her Classification and Gender

\*\* Indicates longest run of hits in reverse order. Used as a tie-breaker if necessary. Not all reverse runs are recorded.

DNQ indicates that the team did not qualify for the specified classification. A minimum of 5 athletes is required to compete in team competitions.

### Team: Win-E-Mac High School

Athlete	Class	Gender	Rank*	Session 1 Score				Session 2 Score				Total	
				Rnd 1	Rnd 2	Sub-Total	Rev Run	Rnd 1	Rnd 2	Sub-Total	Rev Run	Total Score	Rev Run**
 Isaac Salvhus	N	M	T117	12	13	25	2	10	0	10	0	35	0
 Carlie Sander	N	F	37	11	11	22	0	11	0	11	1	33	1
 Elisey Snegirev	N	M	T51	17	14	31	0	18	0	18	0	49	0
<b>Target Count</b>				3	3	6		3		3		9	

### Team Totals




	Team Total	Team Rank	Team High Gun Male	Team High Gun Female
<b>Novice</b>	DNQ	DNQ	Elisey Snegirev (49)	Carlie Sander (33)
<b>Jr. Varsity</b>	DNQ	DNQ	N/A	N/A
<b>Varsity</b>	DNQ	DNQ	N/A	N/A
<b>Team Qualification</b>	DNQ	DNQ		












\* Indicates athlete's ranking among his/her Classification and Gender

\*\* Indicates longest run of hits in reverse order. Used as a tie-breaker if necessary. Not all reverse runs are recorded.

DNQ indicates that the team did not qualify for the specified classification. A minimum of 5 athletes is required to compete in team competitions.

### Team: Winona High School

Athlete	Class	Gender	Rank*	Session 1 Score				Session 2 Score				Total	
				Rnd 1	Rnd 2	Sub-Total	Rev Run	Rnd 1	Rnd 2	Sub-Total	Rev Run	Total Score	Rev Run**
 Nathan Clemmensen	JV	M	T221	15	11	26	0	12	12	24	3	50	3
 Jacob Haines	V	M	T106	22	19	41	1	19	22	41	11	82	11
 Camron Hawkinson	JV	M	T121	19	17	36	5	18	17	35	1	71	1

 Tucker Hemmelman	JV	M	T4	24	23	47	0	19	23	42	19	89	19
 Shane Ives	V	M	T5	22	25	47	29	23	25	48	26	95	26
 Kyle Johnson	JV	M	T78	18	19	37	0	20	19	39	2	76	2
 Jordan Lisowski	JV	M	T121	16	16	32	3	20	19	39	13	71	13
 Hunter Miner	V	M	T54	23	22	45	4	22	20	42	0	87	0
 Nathan Muschamp	JV	M	T78	20	17	37	0	19	20	39	6	76	6
 Connor Polodna	V	M	T54	19	23	42	4	23	22	45	1	87	1
 Brogan Reutzel	V	M	T68	23	23	46	20	19	21	40	12	86	12
 Preston Schultz	JV	M	T133	17	17	34	0	16	20	36	8	70	8
 Avery Simmons	JV	M	T168	13	16	29	0	19	17	36	0	65	0
 Mike Wenzel	JV	M	T69	17	22	39	0	20	18	38	3	77	3
<b>Target Count</b>				14	14	28		14	14	28		56	

## Team Totals

	Team Total	Team Rank	Team High Gun Male	Team High Gun Female
<b>Novice</b>	DNQ	DNQ	N/A	N/A
<b>Jr. Varsity</b>	389	4	Tucker Hemmelman (89)	N/A
<b>Varsity</b>	437	6	Shane Ives (95)	N/A
<b>Team Qualification</b>	444	5		

\* Indicates athlete's ranking among his/her Classification and Gender

\*\* Indicates longest run of hits in reverse order. Used as a tie-breaker if necessary. Not all reverse runs are recorded.

DNQ indicates that the team did not qualify for the specified classification. A minimum of 5 athletes is required to compete in team competitions.

## Team: Woodbury High School

Athlete	Class	Gender	Rank*	Session 1 Score				Session 2 Score				Total	
				Rnd 1	Rnd 2	Sub-Total	Rev Run	Rnd 1	Rnd 2	Sub-Total	Rev Run	Total Score	Rev Run**
Dylan Barrett	JV	M	T31	22	17	39	1	22	21	43	16	82	16

Adam Brandmire	V	M	T182	17	18	35	5	19	19	38	0	73	0
Jack Factor	JV	M	T97	18	19	37	4	19	18	37	2	74	2
Parker Field	V	M	T33	23	24	47	2	19	23	42	13	89	13
Ray Hathaway	V	M	T96	21	21	42	3	21	20	41	0	83	0
Edlund Joe	JV	M	T47	22	19	41	9	18	21	39	3	80	3
Seth Langer	JV	M	T4	21	21	42	1	24	23	47	1	89	1
Joseph Leonzal	JV	M	T213	14	13	27	1	13	15	28	1	55	1
Nathaniel Moyer	V	M	T182	19	18	37	6	18	18	36	7	73	7
Jacob Seabold	V	M	T219	17	17	34	1	18	15	33	0	67	0
<b>Target Count</b>				10	10	20		10	10	20		40	

### Team Totals

	Team Total	Team Rank	Team High Gun Male	Team High Gun Female
<b>Novice</b>	DNQ	DNQ	N/A	N/A
<b>Jr. Varsity</b>	380	6	Seth Langer (89)	N/A
<b>Varsity</b>	385	23	Parker Field (89)	N/A
<b>Team Qualification</b>	423	12		

\* Indicates athlete's ranking among his/her Classification and Gender

\*\* Indicates longest run of hits in reverse order. Used as a tie-breaker if necessary. Not all reverse runs are recorded.

DNQ indicates that the team did not qualify for the specified classification. A minimum of 5 athletes is required to compete in team competitions.

Thank You to our Sponsors